




DESIGNER RADIATORS & TOWEL RAILS

Vol.22 | July 2026

All prices shown include VAT at 20%. This is subject to change if VAT rates are amended



DQ'S COMPLETE ELECTRIC COLLECTION

Discover the full range of our stylish electric radiators and towel rails, designed to bring both warmth and elegance to your home. Simply scan the QR code to explore the complete collection and find the perfect match for you and your heating needs.



DQ HEATING'S SUSTAINABILITY PLEDGE

We are continually working on improving our sustainability – to see our progress, please scan the QR code to visit our website




DQ Heating have been established in the heating industry for over 25 years and is one of the leading suppliers of designer radiators, towel rails and heating accessories in the UK. Our distribution hub & factory is based in the heart of the Thetford Forest in Norfolk, which is the largest lowland pine forest in Britain. Because DQ is family owned and run, we pride ourselves on offering a personal service. Whether you're making an enquiry, have a technical query, placing an order or have a return, we don't like to make things harder than they need to be – our dedicated customer care team is always happy to help.

We aim to bring the best selection of designer radiators and towel rails from across the globe to meet your exact requirements at competitive prices. We have over 40,000 stock products in our warehouse that are all available on a next working day delivery service, if ordered before 15:30, and many more that can be quickly supplied in the exact finish you require.

We have a state-of-the-art powder coating facility installed at our factory and with a large range of our product portfolio finished in house, we now have even more control over the quality of the products we supply. This means we also have an even wider selection of our designer radiators and towel rails available in an unlimited array of colours and finishes for you to choose from. However, if you cannot find the colour you require, just contact us and we can find you an alternative.



Distribution Hub



Our customer care team are always available for help and advice



We can powder coat large or small volumes with ease



Our packaging machine has enabled us to further reduce the amount of plastic and cardboard we use



CONTENTS

All prices shown include VAT



DESIGNER COLLECTION

Mild Steel

Vulcano	4 - 5
Cube	6 - 7
Tornado	8 - 9
Cove	10 - 11
Cassius	12 - 13
Newey	14 - 15
Brunel	16 - 17
Cove Mirror	18

Aluminium

Ruvo	19
Galena	20 - 21
Vela	22

Stainless Steel

Dune	23
Delta	24

CAST IRON RADIATOR COLLECTION

Cast Iron

Herbie 2, 3 & 4 Column	26 - 27
4 & 6 Column	28 - 29

Buckley, Bronte & Loxley	30 - 31
Dibley & Martha	32 - 33

COLUMN RADIATOR COLLECTION

Mild Steel

Modus Stocked Vertical	34 - 35
Modus Stocked Horizontal	36 - 37
Modus Stocked Lacquered Vertical	38 - 39
Modus Stocked Lacquered Horizontal	40 - 41
Modus Made to Measure	42 - 46
Bench	47

ELECTRIC & VERANO COLLECTION

Modus Electric Vertical	48
Modus Electric Lacquered Vertical	49
Modus Electric Horizontal	50
Modus Electric Lacquered Horizontal	51
Iceni Electric	NEW 52 - 53
BGO Electric	NEW 54
Silent Trench & Electric Trench	55

BATHROOM COLLECTION

Mild Steel

Azura	56
-------	----

Tesoro	57
Stalia	58
Kylo	59
Vulcano T	60
Tornado T	61
Metro (straight)	62
Orion (curved)	63
Cove TR	64

Stainless Steel

Bonham	65
Cove STR	66
Liana	67
Siena (straight)	68
Zante (curved)	69
Jango	70

LUXURY HANDMADE TRADITIONAL COLLECTION

Brass

Cantley	72
Ickburgh	73
Elveden	74
Methwold	75
Hockwold	76
Cranwich	77
Hilborough	78
Burnham	79

Old Buckenham	80
Croxton	81
Lynford	82
Ashill	83

ACCESSORIES

Dual Fuel & All Electric Versions	84 - 86
Essential Radiator Valves	87 - 89
Luxury Thermostatic Valves	90 - 91
Luxury Manual Valves	91 - 92
Additional Items & Towel Hanging Options	93 - 96

COLOUR CHARTS & FINISHES

RAL Colours	97
Finishes	98
DQ Cast Iron Finishes	99

UNDERSTANDING BTU RATINGS

100

VERTICAL

MAIN IMAGE: Shown in Patina Green RAL 6000
INSET IMAGES: Shown in Stone Grey RAL 7030 and White RAL 9016



For instructions and more information



VULCANO

MAIN IMAGE: Shown in Pastel Blue RAL 5024



HORIZONTAL

+ 4

MODEL	HEIGHT (mm)	WIDTH (mm)	WATTS Δt 50°C	BTUs Δt 50°C	WHITE (inc VAT)	ANTHRACITE 7016 TEXTURE (inc VAT)	RAL COLOUR / FINISHES (inc VAT)	WEIGHT (kgs)
SINGLE VERTICAL								
VUL1 147/10 V	1471	400	850	2900	£536.40	£536.40	£591.60	14
VUL1 147/15 V	1471	600	1275	4350	£772.80	£772.80	£850.80	18
VUL1 177/8 V	1771	320	824	2811	£540.00	£540.00	£595.20	15
VUL1 177/10 V	1771	400	1030	3514	£622.80	£622.80	£685.20	17
VUL1 177/13 V	1771	520	1399	4773	£792.00	£792.00	£870.00	21
VUL1 177/15 V	1771	600	1545	5272	£946.80	£946.80	£1,041.60	25
VUL1 197/8 V	1971	320	912	3112	£596.40	£596.40	£656.40	13
VUL1 197/10 V	1971	400	1140	3890	£685.20	£685.20	£754.80	19
VUL1 197/13 V	1971	520	1482	5057	£822.00	£822.00	£904.80	24
VUL1 197/15 V	1971	600	1710	5835	£980.40	£980.40	£1,080.00	30
DOUBLE VERTICAL								
VUL2 147/8 V	1471	320	1136	3876	£579.60	£579.60	£638.40	23
VUL2 147/10 V	1471	400	1420	4845	£718.80	£718.80	£790.80	28
VUL2 147/13 V	1471	520	1846	6299	£925.20	£925.20	£1,020.00	36
VUL2 147/15 V	1471	600	2130	7268	£1,102.80	£1,102.80	£1,214.40	45
VUL2 177/8 V	1771	320	1368	4668	£722.40	£722.40	£794.40	29
VUL2 177/10 V	1771	400	1710	5835	£877.20	£877.20	£966.00	35
VUL2 177/13 V	1771	520	2223	7585	£1,161.60	£1,161.60	£1,279.20	39
VUL2 177/15 V	1771	600	2565	8752	£1,208.40	£1,208.40	£1,328.40	45
VUL2 197/8 V	1971	320	1520	5186	£816.00	£816.00	£897.60	30
VUL2 197/10 V	1971	400	1900	6483	£991.20	£991.20	£1,092.00	39
VUL2 197/13 V	1971	520	2470	8428	£1,190.40	£1,190.40	£1,309.20	50
VUL2 197/15 V	1971	600	2850	9724	£1,371.60	£1,371.60	£1,510.80	54
VUL2 197/18 V	1971	720	3420	11669	£1,641.60	£1,641.60	£1,806.00	59
VUL2 197/20 V	1971	800	3800	12966	£1,822.80	£1,822.80	£2,005.20	68

MODEL	HEIGHT (mm)	WIDTH (mm)	WATTS Δt 50°C	BTUs Δt 50°C	WHITE (inc VAT)	ANTHRACITE 7016 TEXTURE (inc VAT)	RAL COLOUR / FINISHES (inc VAT)	WEIGHT (kgs)
SINGLE HORIZONTAL								
VUL1 57/13 H	520	571	455	1552	£366.00	£366.00	£404.40	7
VUL1 57/15 H	600	571	525	1791	£410.40	£410.40	£451.20	9
VUL1 72/13 H	520	721	546	1863	£430.80	£430.80	£475.20	9
VUL1 72/15 H	600	721	630	2150	£475.20	£475.20	£524.40	12
VUL1 97/13 H	520	971	728	2484	£507.60	£507.60	£558.00	14
VUL1 97/15 H	600	971	840	2866	£568.80	£568.80	£626.40	16
VUL1 147/13 H	520	1471	1105	3770	£664.80	£664.80	£732.00	18
VUL1 147/15 H	600	1471	1275	4350	£772.80	£772.80	£850.80	21
DOUBLE HORIZONTAL								
VUL2 57/10 H	400	571	580	1979	£381.60	£381.60	£420.00	11
VUL2 57/13 H	520	571	754	2573	£460.80	£460.80	£506.40	14
VUL2 57/15 H	600	571	870	2968	£496.80	£496.80	£547.20	16
VUL2 72/10 H	400	721	700	2388	£481.20	£481.20	£530.40	15
VUL2 72/13 H	520	721	910	3105	£546.00	£546.00	£601.20	18
VUL2 72/15 H	600	721	1050	3583	£631.20	£631.20	£694.80	19
VUL2 97/10 H	400	971	940	3207	£645.60	£645.60	£710.40	18
VUL2 97/13 H	520	971	1222	4169	£733.20	£733.20	£806.40	22
VUL2 97/15 H	600	971	1410	4811	£837.60	£837.60	£921.60	25
VUL2 147/10 H	400	1471	1420	4845	£718.80	£718.80	£790.80	28
VUL2 147/13 H	520	1471	1846	6299	£925.20	£925.20	£1,020.00	36
VUL2 147/15 H	600	1471	2130	7268	£1,102.80	£1,102.80	£1,214.40	45

* 7 working days delivery * Additional sizes available on request

VALVES & ACCESSORIES (please see pages 87 - 96) **ADDITIONAL EXTRAS:** Underneath Connections + £193.20

Vertical wall to front face: Single = 98mm / Double = 98mm

Horizontal wall to front face: Single = 107-112mm / Double = 90mm

Available in the following finishes:



Low Water Content



Mild steel



Delivery 7 working days



5 Year Guarantee



White 9016



Anthracite 7016 Texture



RAL Colour page 97



Finishes page 98

5 +

VERTICAL

MAIN IMAGE: Shown in Antique Pink RAL 3014
INSET IMAGES: Shown in M02 Historic Copper and White RAL 9016



For instructions and more information



CUBE

MAIN IMAGE: Shown in Traffic Yellow RAL 1023



HORIZONTAL

+ 6

MODEL	HEIGHT (mm)	WIDTH (mm)	WATTS Δt 50°C	BTUs Δt 50°C	WHITE (inc VAT)	ANTHRACITE 7016 TEXTURE (inc VAT)	RAL COLOUR / FINISHES (inc VAT)	WEIGHT (kgs)
SINGLE VERTICAL								
CUB1 65/10 V	656	400	460	1570	£552.00	£552.00	£608.40	8
CUB1 65/15 V	656	600	690	2354	£668.40	£668.40	£735.60	12
CUB1 147/10 V	1471	400	1060	3617	£817.20	£817.20	£898.80	16
CUB1 147/13 V	1471	520	1378	4702	£1,010.40	£1,010.40	£1,110.00	22
CUB1 147/15 V	1471	600	1590	5425	£1,173.60	£1,173.60	£1,291.20	27
CUB1 177/10 V	1771	400	1270	4333	£946.80	£946.80	£1,041.60	19
CUB1 177/13 V	1771	520	1651	5633	£1,208.40	£1,208.40	£1,328.40	26
CUB1 177/15 V	1771	600	1905	6500	£1,414.80	£1,414.80	£1,555.20	31
CUB1 197/10 V	1971	400	1420	4845	£1,047.60	£1,047.60	£1,153.20	25
CUB1 197/13 V	1971	520	1846	6299	£1,256.40	£1,256.40	£1,382.40	30
CUB1 197/15 V	1971	600	2130	7268	£1,460.40	£1,460.40	£1,606.80	35
CUB1 197/18 V	1971	720	2556	8721	£1,662.00	£1,662.00	£1,828.80	41
DOUBLE VERTICAL								
CUB2 65/10 V	656	400	780	2661	£652.80	£652.80	£718.80	16
CUB2 65/13 V	656	520	1014	3460	£739.20	£739.20	£814.80	20
CUB2 72/15 V	721	600	1305	4453	£960.00	£960.00	£1,054.80	29
CUB2 97/15 V	971	600	1740	5937	£1,273.20	£1,273.20	£1,400.40	34
CUB2 147/10 V	1471	400	1760	6005	£1,090.80	£1,090.80	£1,200.00	33
CUB2 147/13 V	1471	520	2288	7807	£1,408.80	£1,408.80	£1,549.20	43
CUB2 147/15 V	1471	600	2640	9008	£1,683.60	£1,683.60	£1,852.80	50
CUB2 177/10 V	1771	400	2120	7233	£1,336.80	£1,336.80	£1,470.00	40
CUB2 177/13 V	1771	520	2756	9403	£1,777.20	£1,777.20	£1,956.00	53
CUB2 177/15 V	1771	600	3180	10850	£2,100.00	£2,100.00	£2,312.40	63
CUB2 197/10 V	1971	400	2360	8052	£1,514.40	£1,514.40	£1,665.60	50
CUB2 197/13 V	1971	520	3068	10468	£1,816.80	£1,816.80	£1,998.00	61
CUB2 197/15 V	1971	600	3540	12078	£2,155.20	£2,155.20	£2,370.00	69
CUB2 197/18 V	1971	720	4248	14494	£2,497.20	£2,497.20	£2,749.20	84

MODEL	HEIGHT (mm)	WIDTH (mm)	WATTS Δt 50°C	BTUs Δt 50°C	WHITE (inc VAT)	ANTHRACITE 7016 TEXTURE (inc VAT)	RAL COLOUR / FINISHES (inc VAT)	WEIGHT (kgs)
SINGLE HORIZONTAL								
CUB1 57/10 H	400	571	410	1399	£513.60	£513.60	£566.40	8
CUB1 57/15 H	600	571	615	2098	£619.20	£619.20	£680.40	12
CUB1 72/10 H	400	721	520	1774	£596.40	£596.40	£656.40	10
CUB1 72/15 H	600	721	780	2661	£724.80	£724.80	£796.80	14
CUB1 97/10 H	400	971	700	2388	£705.60	£705.60	£776.40	13
CUB1 97/15 H	600	971	1050	3583	£864.00	£864.00	£952.80	19
CUB1 147/10 H	400	1471	1060	3617	£817.20	£817.20	£898.80	19
CUB1 147/15 H	600	1471	1590	5425	£1,173.60	£1,173.60	£1,291.20	28
CUB1 177/10 H	400	1771	1270	4333	£946.80	£946.80	£1,041.60	22
CUB1 177/13 H	520	1771	1651	5633	£1,208.40	£1,208.40	£1,328.40	29
CUB1 177/15 H	600	1771	1905	6500	£1,414.80	£1,414.80	£1,555.20	33
CUB1 197/10 H	400	1971	1420	4845	£1,047.60	£1,047.60	£1,153.20	25
CUB1 197/15 H	600	1971	2130	7268	£1,460.40	£1,460.40	£1,606.80	37
DOUBLE HORIZONTAL								
CUB2 57/10 H	400	571	680	2320	£751.20	£751.20	£826.80	14
CUB2 57/15 H	600	571	1020	3480	£760.80	£760.80	£837.60	23
CUB2 72/10 H	400	721	870	2968	£880.80	£880.80	£968.40	18
CUB2 72/15 H	600	721	1305	4453	£960.00	£960.00	£1,054.80	29
CUB2 97/10 H	400	971	1160	3958	£980.40	£980.40	£1,080.00	26
CUB2 97/15 H	600	971	1740	5937	£1,273.20	£1,273.20	£1,400.40	34
CUB2 147/10 H	400	1471	1760	6005	£1,090.80	£1,090.80	£1,200.00	33
CUB2 147/15 H	600	1471	2640	9008	£1,683.60	£1,683.60	£1,852.80	50
CUB2 177/10 H	400	1771	2120	7233	£1,336.80	£1,336.80	£1,470.00	40
CUB2 177/13 H	520	1771	2756	9403	£1,777.20	£1,777.20	£1,956.00	53
CUB2 177/15 H	600	1771	3180	10850	£2,100.00	£2,100.00	£2,312.40	63
CUB2 197/10 H	400	1971	2360	8052	£1,514.40	£1,514.40	£1,665.60	50
CUB2 197/13 H	520	1971	3068	10468	£1,816.80	£1,816.80	£1,998.00	61
CUB2 197/15 H	600	1971	3540	12078	£2,155.20	£2,155.20	£2,370.00	69

* All items in bold – 7 working days delivery * All items not in bold – 4-6 weeks delivery * Additional sizes available on request

VALVES & ACCESSORIES (please see pages 87 - 96) **ADDITIONAL EXTRAS:** Underneath Connections + £193.20

Vertical wall to front face: Single = 100mm / Double = 100mm

Horizontal wall to front face: Single = 112-117mm / Double = 100mm

Available in the following finishes:



Low Water Content



Mild steel



All items in bold 7 working days



5 Year Guarantee



White 9016



Anthracite 7016 Texture



RAL Colour page 97



Finishes page 98

7 +

VERTICAL

MAIN IMAGE: Shown in Pastel Turquoise RAL 6034
INSET IMAGES: Shown in Anthracite 7016 Texture and White RAL 9016



For instructions and more information



TORNADO

MAIN IMAGE: Shown in Salmon Orange RAL 2012



HORIZONTAL

+ 8

MODEL	HEIGHT (mm)	WIDTH (mm)	WATTS Δt 50°C	BTUs Δt 50°C	WHITE (inc VAT)	ANTHRACITE 7016 TEXTURE (inc VAT)	RAL COLOUR / FINISHES (inc VAT)	WEIGHT (kgs)
SINGLE VERTICAL								
TOR1 65/6 V	656	456	336	1146	£387.60	£387.60	£427.20	8
TOR1 65/8 V	656	606	448	1529	£484.80	£484.80	£535.20	10
TOR1 147/4 V	1471	306	492	1679	£447.60	£447.60	£493.20	11
TOR1 147/6 V	1471	456	738	2518	£579.60	£579.60	£638.40	16
TOR1 147/8 V	1471	606	984	3357	£678.00	£678.00	£746.40	20
TOR1 177/4 V	1771	306	592	2020	£471.60	£471.60	£518.40	13
TOR1 177/6 V	1771	456	888	3030	£619.20	£619.20	£680.40	19
TOR1 177/8 V	1771	606	1184	4040	£728.40	£728.40	£800.40	27
TOR1 197/4 V	1971	306	664	2266	£518.40	£518.40	£571.20	15
TOR1 197/6 V	1971	456	996	3398	£668.40	£668.40	£735.60	21
TOR1 197/8 V	1971	606	1328	4531	£800.40	£800.40	£882.00	28
TOR1 197/10 V	1971	756	1660	5664	£954.00	£954.00	£1,048.80	37
DOUBLE VERTICAL								
TOR2 65/6 V	656	456	546	1863	£685.20	£685.20	£754.80	16
TOR2 65/8 V	656	606	728	2484	£850.80	£850.80	£934.80	20
TOR2 147/4 V	1471	306	788	2689	£789.60	£789.60	£867.60	22
TOR2 147/6 V	1471	456	1182	4033	£1,030.80	£1,030.80	£1,135.20	32
TOR2 147/8 V	1471	606	1576	5377	£1,196.40	£1,196.40	£1,316.40	41
TOR2 177/4 V	1771	306	952	3248	£828.00	£828.00	£909.60	26
TOR2 177/6 V	1771	456	1428	4872	£1,090.80	£1,090.80	£1,200.00	39
TOR2 177/8 V	1771	606	1904	6496	£1,288.80	£1,288.80	£1,418.40	54
TOR2 197/4 V	1971	306	1060	3617	£897.60	£897.60	£986.40	31
TOR2 197/6 V	1971	456	1590	5425	£1,147.20	£1,147.20	£1,262.40	43
TOR2 197/8 V	1971	606	2120	7233	£1,414.80	£1,414.80	£1,555.20	56
TOR2 197/10 V	1971	756	2650	9042	£1,683.60	£1,683.60	£1,852.80	73

MODEL	HEIGHT (mm)	WIDTH (mm)	WATTS Δt 50°C	BTUs Δt 50°C	WHITE (inc VAT)	ANTHRACITE 7016 TEXTURE (inc VAT)	RAL COLOUR / FINISHES (inc VAT)	WEIGHT (kgs)
SINGLE HORIZONTAL								
TOR1 65/6 H	456	656	336	1146	£387.60	£387.60	£427.20	8
TOR1 65/8 H	606	656	448	1529	£484.80	£484.80	£535.20	10
TOR1 72/6 H	456	721	360	1228	£410.40	£410.40	£451.20	8
TOR1 72/8 H	606	721	480	1638	£492.00	£492.00	£541.20	12
TOR1 97/6 H	456	971	486	1658	£447.60	£447.60	£493.20	11
TOR1 97/8 H	606	971	648	2211	£536.40	£536.40	£591.60	15
TOR1 116/6 H	456	1166	588	2006	£484.80	£484.80	£535.20	12
TOR1 116/8 H	606	1166	784	2675	£585.60	£585.60	£644.40	17
TOR1 147/6 H	456	1471	738	2518	£579.60	£579.60	£638.40	16
TOR1 147/8 H	606	1471	984	3357	£678.00	£678.00	£746.40	20
TOR1 177/6 H	456	1771	888	3030	£619.20	£619.20	£680.40	19
TOR1 177/8 H	606	1771	1184	4040	£728.40	£728.40	£800.40	27
TOR1 197/6 H	456	1971	996	3398	£668.40	£668.40	£735.60	21
TOR1 197/8 H	606	1971	1328	4531	£800.40	£800.40	£882.00	28
DOUBLE HORIZONTAL								
TOR2 65/6 H	456	656	546	1863	£685.20	£685.20	£754.80	16
TOR2 65/8 H	606	656	728	2484	£850.80	£850.80	£934.80	20
TOR2 72/6 H	456	721	588	2006	£717.60	£717.60	£789.60	16
TOR2 72/8 H	606	721	784	2675	£870.00	£870.00	£958.80	22
TOR2 97/6 H	456	971	786	2682	£784.80	£784.80	£862.80	20
TOR2 97/8 H	606	971	1048	3576	£942.00	£942.00	£1,036.80	26
TOR2 116/6 H	456	1166	942	3214	£854.40	£854.40	£939.60	25
TOR2 116/8 H	606	1166	1256	4285	£1,034.40	£1,034.40	£1,140.00	32
TOR2 147/6 H	456	1471	1182	4033	£1,030.80	£1,030.80	£1,135.20	32
TOR2 147/8 H	606	1471	1576	5377	£1,196.40	£1,196.40	£1,316.40	41
TOR2 177/6 H	456	1771	1428	4872	£1,090.80	£1,090.80	£1,200.00	39
TOR2 177/8 H	606	1771	1904	6496	£1,288.80	£1,288.80	£1,418.40	54
TOR2 197/6 H	456	1971	1590	5425	£1,147.20	£1,147.20	£1,262.40	43
TOR2 197/8 H	606	1971	2120	7233	£1,414.80	£1,414.80	£1,555.20	56

* All items in bold – 7 working days delivery * All items not in bold – 4-6 weeks delivery * Additional sizes available on request

VALVES / TOWEL HANGING OPTIONS / OTHER ACCESSORIES (please see pages 87 - 96) **ADDITIONAL EXTRAS:** Underneath Connections + £193.20

Vertical wall to front face: Single = 90mm / Double = 90mm

Horizontal wall to front face: Single = 103-108mm / Double = 110mm

Available in the following finishes:



Mild steel



All items in bold 7 working days



5 Year Guarantee



White 9016



Anthracite 7016 Texture



RAL Colour page 97



Finishes page 98


9 +

VERTICAL



For instructions and more information

MAIN IMAGE: Shown in Red Lilac RAL 4001
INSET IMAGES: Shown in White RAL 9016 and Anthracite 7016 Texture



COVE

MAIN IMAGE: Shown in White RAL 9016



HORIZONTAL

+ 10

MODEL	HEIGHT (mm)	WIDTH (mm)	WATTS Δt 50°C	BTUs Δt 50°C	WHITE (inc VAT)	ANTHRACITE 7016 TEXTURE (inc VAT)	ULTRA MATT BLACK (inc VAT)	RAL COLOUR / FINISHES (inc VAT)	WEIGHT (kgs)
SINGLE VERTICAL									
Cove 150/5	1500	295	530	1808	£190.80	£190.80	£229.20	£267.60	13
Cove 150/7	1500	413	750	2559	£254.40	£254.40	£304.80	£355.20	19
Cove 180/5	1800	295	640	2184	£216.00	£216.00	£259.20	£300.00	17
Cove 180/7	1800	413	895	3054	£285.60	£285.60	£343.20	£400.80	21
Cove 180/9	1800	531	1155	3941	£366.00	£366.00	£440.40	£510.00	29
DOUBLE VERTICAL									
Cove 150/5D	1500	295	800	2730	£349.20	£349.20	£418.80	£487.20	24
Cove 150/7D	1500	413	1130	3856	£475.20	£475.20	£570.00	£664.80	33
Cove 180/5D	1800	295	970	3310	£380.40	£380.40	£456.00	£532.80	29
Cove 180/7D	1800	413	1350	4606	£531.60	£531.60	£637.20	£741.60	40
Cove 180/9D	1800	531	1740	5937	£712.80	£712.80	£854.40	£994.80	53

MODEL	HEIGHT (mm)	WIDTH (mm)	WATTS Δt 50°C	BTUs Δt 50°C	WHITE (inc VAT)	ANTHRACITE 7016 TEXTURE (inc VAT)	ULTRA MATT BLACK (inc VAT)	RAL COLOUR / FINISHES (inc VAT)	WEIGHT (kgs)
SINGLE HORIZONTAL									
Cove 550/7	550	413	275	938	£176.40	£176.40	£212.40	£244.80	9
Cove 550/10	550	590	390	1331	£223.20	£223.20	£267.60	£310.80	13
Cove 550/14	550	826	550	1877	£295.20	£295.20	£355.20	£410.40	17
Cove 550/17	550	1003	665	2269	£366.00	£366.00	£440.40	£510.00	19
Cove 550/20	550	1180	780	2661	£412.80	£412.80	£494.40	£577.20	22
Cove 550/24	550	1412	936	3193	£481.20	£481.20	£577.20	£673.20	27
DOUBLE HORIZONTAL									
Cove 550/7D	550	413	440	1501	£246.00	£246.00	£296.40	£344.40	16
Cove 550/10D	550	590	625	2133	£334.80	£334.80	£403.20	£465.60	19
Cove 550/14D	550	826	880	3003	£444.00	£444.00	£532.80	£620.40	26
Cove 550/17D	550	1003	1065	3634	£531.60	£531.60	£637.20	£741.60	32
Cove 550/20D	550	1180	1250	4265	£609.60	£609.60	£732.00	£852.00	39
Cove 550/24D	550	1412	1500	5118	£726.00	£726.00	£871.20	£1,016.40	46

* All items in bold – next working day delivery * All items not in bold – 7 working days delivery

VALVES / TOWEL HANGING OPTIONS / OTHER ACCESSORIES (please see pages 87 - 96)

ADDITIONAL EXTRAS: Cove Brackets to hang vertical radiator, horizontally + **£40.80**

Wall to front face: Single = 105mm / Double = 105mm

Available in the following finishes:



Mild steel



All Items in bold next working day



5 Year Guarantee



White 9016



Anthracite 7016 Texture



Ultra Matt Black F02



RAL Colour page 97



Finishes page 98

VERTICAL

MAIN IMAGE: Shown in Anthracite 7016 Texture
INSET IMAGES: Shown in White RAL 9016 and Anthracite RAL 7016 Texture



For instructions and more information



CASSIUS

MAIN IMAGE: Shown in White RAL 9016



HORIZONTAL

+ 12

MODEL	HEIGHT (mm)	WIDTH (mm)	WATTS Δt 50°C	BTUs Δt 50°C	WHITE (inc VAT)	ANTHRACITE 7016 TEXTURE (inc VAT)	ULTRA MATT BLACK (inc VAT)	RAL COLOUR / FINISHES (inc VAT)	WEIGHT (kgs)
VERTICAL									
Cassius 180/3	1800	230	922	3147	£254.40	£254.40	£304.80	£355.20	22
Cassius 180/5	1800	370	1538	5245	£428.40	£428.40	£514.80	£597.60	33
Cassius 180/7	1800	510	2153	7344	£585.60	£585.60	£702.00	£818.40	46



Slip-on Feet Available in White, Anthracite or any Colour + £52.80 (inc VAT)



Towel Bar Available in White, Chrome, Anthracite or any Colour. Sizes 200mm, 340mm & 480mm + £82.80 (inc VAT)

MODEL	HEIGHT (mm)	WIDTH (mm)	WATTS Δt 50°C	BTUs Δt 50°C	WHITE (inc VAT)	ANTHRACITE 7016 TEXTURE (inc VAT)	ULTRA MATT BLACK (inc VAT)	RAL COLOUR / FINISHES (inc VAT)	WEIGHT (kgs)
HORIZONTAL									
Cassius 550/7	550	507	505	1722	£278.40	£278.40	£333.60	£387.60	17
Cassius 550/11	550	785	793	2706	£428.40	£428.40	£514.80	£597.60	23
Cassius 550/14	550	993	1009	3444	£550.80	£550.80	£662.40	£771.60	27
Cassius 550/17	550	1202	1210	4128	£661.20	£661.20	£793.20	£924.00	36
Cassius 550/20	550	1410	1442	4919	£775.20	£775.20	£928.80	£1,084.80	46

* All items in bold – next working day delivery * All items not in bold – 7 working days delivery

VALVES / TOWEL HANGING OPTIONS / OTHER ACCESSORIES (please see pages 87 - 96)

Wall to front face = 115mm

Available in the following finishes:



Mild steel



All Items in bold next working day



Year Guarantee



White 9016



Anthracite 7016 Texture



Ultra Matt Black F02



RAL Colour page 97



Finishes page 98

VERTICAL

MAIN IMAGE: Shown in F14 Old Bronze Effect
INSET IMAGES: Shown in White RAL 9016 and Anthracite RAL 7016 Texture



For instructions and more information



NEWY

MAIN IMAGE: Shown in Slate Grey RAL 7015



HORIZONTAL

+ 14

MAIN IMAGE: Shown in White RAL 9016



MODEL	HEIGHT (mm)	WIDTH (mm)	WATTS Δt 50°C	BTUs Δt 50°C	WHITE (inc VAT)	ANTHRACITE 7016 TEXTURE (inc VAT)	ULTRA MATT BLACK (inc VAT)	RAL COLOUR / FINISHES (inc VAT)	WEIGHT (kgs)
VERTICAL									
Newey 1800/6	1800	287	1093	3729	£370.80	£370.80	£446.40	£520.80	35
Newey 1800/8	1800	376	1458	4974	£478.80	£478.80	£574.80	£669.60	48
Newey 1800/12	1800	554	2187	7457	£692.40	£692.40	£831.60	£969.60	67

MODEL	HEIGHT (mm)	WIDTH (mm)	WATTS Δt 50°C	BTUs Δt 50°C	WHITE (inc VAT)	ANTHRACITE 7016 TEXTURE (inc VAT)	ULTRA MATT BLACK (inc VAT)	RAL COLOUR / FINISHES (inc VAT)	WEIGHT (kgs)
HORIZONTAL									
Newey 600/13	600	599	841	2869	£332.40	£332.40	£400.80	£465.60	31
Newey 600/18	600	821	1165	3974	£444.00	£444.00	£532.80	£620.40	40
Newey 600/22	600	999	1424	4858	£534.00	£534.00	£640.80	£746.40	46
Newey 600/26	600	1177	1682	5738	£622.80	£622.80	£747.60	£872.40	55
Newey 600/30	600	1355	1941	6625	£712.80	£712.80	£854.40	£996.00	65

* All items in bold – next working day delivery * All items not in bold – 7 working days delivery



VALVES & ACCESSORIES (please see pages 87 - 96)

Wall to front face = 158mm

Slip-on Feet Available in White, Anthracite or any Colour + £52.80 (inc VAT)

Available in the following finishes:



Mild steel



All Items in bold next working day



5 Year Guarantee



White 9016



Anthracite 7016 Texture



Ultra Matt Black F02



RAL Colour page 97



Finishes page 98

VERTICAL

MAIN IMAGE: Shown in Ochre Yellow RAL 1024
INSET IMAGES: Shown in White RAL 9016 and Anthracite RAL 7016 Texture



For instructions and more information



MAIN IMAGE: Shown in Slate Grey RAL 7015



BRUNEL

MAIN IMAGE: Shown in White RAL 9016



HORIZONTAL

MODEL	HEIGHT (mm)	WIDTH (mm)	WATTS Δt 50°C	BTUs Δt 50°C	WHITE (inc VAT)	ANTHRACITE 7016 TEXTURE (inc VAT)	ULTRA MATT BLACK (inc VAT)	RAL COLOUR / FINISHES (inc VAT)	WEIGHT (kgs)
VERTICAL									
Brunel 1800/8	1800	348	1249	4261	£489.60	£489.60	£589.20	£685.20	40
Brunel 1800/12	1800	512	1873	6390	£721.20	£721.20	£865.20	£1,010.40	62

MODEL	HEIGHT (mm)	WIDTH (mm)	WATTS Δt 50°C	BTUs Δt 50°C	WHITE (inc VAT)	ANTHRACITE 7016 TEXTURE (inc VAT)	ULTRA MATT BLACK (inc VAT)	RAL COLOUR / FINISHES (inc VAT)	WEIGHT (kgs)
HORIZONTAL									
Brunel 600/14	600	594	762	2599	£382.80	£382.80	£460.80	£535.20	25
Brunel 600/20	600	840	1089	3715	£522.00	£522.00	£626.40	£729.60	40
Brunel 600/26	600	1086	1415	4827	£664.80	£664.80	£798.00	£930.00	49

* All items in bold – next working day delivery * All items not in bold – 7 working days delivery

VALVES & ACCESSORIES (please see pages 87 - 96)

Wall to front face = 123mm

Available in the following finishes:



Mild steel



All Items in bold next working day



Year Guarantee



White 9016



Anthracite 7016 Texture



Ultra Matt Black F02



RAL Colour page 97




Finishes page 98

MAIN IMAGE: Shown in White RAL 9016
 INSET IMAGE: Shown in Anthracite RAL 7016 Texture



For instructions and more information



COVE MIRROR

MODEL	HEIGHT (mm)	WIDTH (mm)	WATTS Δt 50°C	BTUs Δt 50°C	WHITE (inc VAT)	ANTHRACITE 7016 TEXTURE (inc VAT)	WEIGHT (kgs)
Cove M180/4	1800	382	495	1688	£369.60	£369.60	21
Cove M180/6	1800	500	850	2900	£435.60	£435.60	27

* Next working day delivery

VALVES / TOWEL HANGING OPTIONS / OTHER ACCESSORIES (please see pages 87 - 96)

Wall to front face = 105mm



Mild steel



Next working day



5 Year Guarantee

+ 18

Available in the following finishes:



White 9016



Anthracite 7016 Texture



Low Water Content



Aluminium



All Items in bold next working day



5 Year Guarantee



White 9016 Matt



Anthracite 7016 Matt



Ultra Matt Black F02




RAL Colour page 97



Finishes page 98

19 +

RUVO



For instructions and more information

100% RECYCLED ALUMINIUM



MAIN IMAGE: Shown in Signal Black RAL 9004
 INSET IMAGE: Shown in Light Blue RAL 5012

MODEL	HEIGHT (mm)	WIDTH (mm)	WATTS Δt 50°C	BTUs Δt 50°C	WHITE MATT (inc VAT)	ANTHRACITE 7016 MATT (inc VAT)	ULTRA MATT BLACK (inc VAT)	RAL COLOUR / FINISHES (inc VAT)	WEIGHT (kgs)
Ruvo 180/2	1800	315	829	2829	£534.00	£534.00	£640.80	£697.20	14
Ruvo 180/4	1800	635	1657	5654	£1,076.40	£1,076.40	£1,291.20	£1,384.80	25

* All items in bold – next working day delivery * All items not in bold – 7 working days delivery

VALVES & ACCESSORIES (please see pages 87 - 96)

Wall to front face = 110mm

Available in the following finishes:



Low Water Content



Aluminium



All Items in bold next working day



5 Year Guarantee



White 9016 Matt



Anthracite 7016 Matt



Ultra Matt Black F02



RAL Colour page 97



Finishes page 98

VERTICAL

MAIN IMAGE: Shown in Anthracite 7016 Texture
INSET IMAGES: Shown in White 9016 Matt and Anthracite 7016 Texture



For instructions and more information



GALENA

MAIN IMAGE: Shown in White 9016 Matt

HORIZONTAL

+ 20

MODEL	HEIGHT (mm)	WIDTH (mm)	WATTS Δt 50°C	BTUs Δt 50°C	WHITE MATT (inc VAT)	ANTHRACITE 7016 TEXTURE (inc VAT)	WEIGHT (kgs)
VERTICAL							
Galena 180/5	1800	375	1368	4667	£742.80	£742.80	26
Galena 180/7	1800	525	1915	6534	£1,015.20	£1,015.20	35

MODEL	HEIGHT (mm)	WIDTH (mm)	WATTS Δt 50°C	BTUs Δt 50°C	WHITE MATT (inc VAT)	ANTHRACITE 7016 TEXTURE (inc VAT)	WEIGHT (kgs)
HORIZONTAL							
Galena 600/6	600	450	626	2136	£436.80	£436.80	12
Galena 600/8	600	600	835	2849	£577.20	£577.20	15
Galena 600/11	600	825	1148	3917	£790.80	£790.80	20
Galena 600/14	600	1050	1462	4988	£1,003.20	£1,003.20	25
Galena 600/16	600	1200	1670	5698	£1,144.80	£1,144.80	29
Galena 600/19	600	1425	1984	6769	£1,356.00	£1,356.00	35

* Next working day delivery

VALVES & ACCESSORIES (please see pages 87 - 96)

Wall to front face = 103mm



Low Water Content



Aluminium



All Items in bold next working day



5 Year Guarantee

Available in the following finishes:



White 9016 Matt



Anthracite 7016 Texture

21 +



MAIN IMAGE: Shown in Anthracite RAL 7016 Matt
INSET IMAGE: Shown in White RAL 9016 Matt and Anthracite RAL 7016 Matt



For instructions and more information

100% RECYCLED ALUMINIUM



Towel Bar in Polished

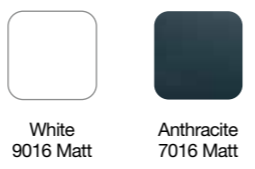
VELA

MODEL	HEIGHT (mm)	WIDTH (mm)	WATTS Δt 50°C	BTUs Δt 50°C	WHITE MATT (inc VAT)	ANTHRACITE 7016 MATT (inc VAT)	WEIGHT (kgs)
VERTICAL							
Vela 190/3	1900	363	843	2876	£789.60	£789.60	18
Vela 190/4	1900	485	1124	3835	£1,005.60	£1,005.60	24
HORIZONTAL							
Vela 60/3	600	363	318	1085	£516.00	£516.00	7
Vela 60/5	600	606	530	1808	£784.80	£784.80	12
Vela 60/7	600	849	742	2532	£1,048.80	£1,048.80	14
Vela 60/9	600	1092	954	3255	£1,320.00	£1,320.00	19

* Next working day delivery

VALVES / TOWEL HANGING OPTIONS / OTHER ACCESSORIES (please see pages 87 - 96)
Wall to front face = 90mm

Available in the following finishes:



MAIN AND INSET IMAGE: Shown in Brushed



For instructions and more information



DUNE

MODEL	HEIGHT (mm)	WIDTH (mm)	WATTS Δt 50°C	BTUs Δt 50°C	BRUSHED STAINLESS (inc VAT)	POLISHED STAINLESS (inc VAT)	ULTRA MATT BLACK (inc VAT)	RAL COLOUR / FINISHES (inc VAT)	WEIGHT (kgs)
Dune 160/5	1600	280	944	3223	£1,044.00	£1,147.20	£1,377.60	£1,488.00	15
Dune 160/8	1600	460	1511	5156	£1,579.20	£1,756.80	£2,107.20	£2,280.00	22
Dune 180/5	1800	280	1062	3625	£1,158.00	£1,278.00	£1,533.60	£1,659.60	19
Dune 180/8	1800	460	1700	5800	£1,778.40	£1,950.00	£2,340.00	£2,533.20	24
Dune 200/5	2000	280	1180	4027	£1,281.60	£1,414.80	£1,699.20	£1,837.20	21
Dune 200/8	2000	460	1888	6445	£1,957.20	£2,157.60	£2,589.60	£2,808.00	27

* All items in bold – next working day delivery * All items not in bold – 7 working days delivery

VALVES & ACCESSORIES (please see pages 87 - 96)
Wall to front face = 90-100mm

Available in the following finishes:





For instructions and more information

MAIN AND INSET IMAGE: Shown in Brushed

CAST IRON RADIATOR COLLECTION



Herbie 4 Column
Polished Matt
Lacquered Bronze



4 Column Cast Iron
Polished Lacquered
Gold



Buckley
Polished Matt
Lacquered Bare Metal



Bronte
Polished Matt
Lacquered Gold



Loxley
Polished Lacquered
Bare Metal



Dibley
Polished Matt
Lacquered Gold



Martha
Polished Lacquered
Bronze

DELTA

MODEL	HEIGHT (mm)	WIDTH (mm)	WATTS Δt 50°C	BTUs Δt 50°C	BRUSHED STAINLESS (inc VAT)	POLISHED STAINLESS (inc VAT)	ULTRA MATT BLACK (inc VAT)	RAL COLOUR / FINISHES (inc VAT)	WEIGHT (kgs)
VERTICAL									
Delta 160/4 V	1600	230	631	2155	£741.60	£816.00	£979.20	£1,059.60	10
Delta 160/7 V	1600	410	929	3173	£1,080.00	£1,188.00	£1,425.60	£1,542.00	15
Delta 180/4 V	1800	230	697	2380	£826.80	£909.60	£1,092.00	£1,179.60	14
Delta 180/7 V	1800	410	1046	3570	£1,196.40	£1,316.40	£1,579.20	£1,711.20	17
Delta 200/4 V	2000	230	774	2644	£910.80	£998.40	£1,200.00	£1,296.00	12
Delta 200/7 V	2000	410	1162	3966	£1,333.20	£1,465.20	£1,759.20	£1,902.00	19
HORIZONTAL									
Delta 160/4 H	230	1600	631	2155	£741.60	£816.00	£979.20	£1,059.60	10
Delta 160/7 H	410	1600	929	3173	£1,080.00	£1,188.00	£1,425.60	£1,542.00	15
Delta 180/4 H	230	1800	697	2380	£826.80	£909.60	£1,092.00	£1,179.60	14
Delta 180/7 H	410	1800	1046	3570	£1,196.40	£1,316.40	£1,579.20	£1,711.20	17
Delta 200/4 H	230	2000	774	2644	£910.80	£998.40	£1,200.00	£1,296.00	12
Delta 200/7 H	410	2000	1162	3966	£1,333.20	£1,465.20	£1,759.20	£1,902.00	19

* All items in bold – next working day delivery * All items not in bold – 7 working days delivery

VALVES / TOWEL HANGING OPTIONS / OTHER ACCESSORIES (please see pages 87 - 96)

Wall to front face = 60-70mm

Available in the following finishes:



Stainless steel Grade 304



All items in bold next working day



Year Guarantee



Brushed Stainless



Polished Stainless



Ultra Matt Black F02



RAL Colour page 97



Finishes page 98

2 COLUMN

MAIN IMAGE: Shown in Polished Matt Lacquered Bare Metal
INSET IMAGE: Shown in Red Orange RAL 2001




For instructions and more information



4 COLUMN

MAIN IMAGE: Shown in Polished Matt Lacquered Gold
INSET IMAGE: Shown in Polished Lacquered Bare Metal



For instructions and more information



HERBIE 2, 3 & 4 COLUMN

3 COLUMN

MAIN IMAGE: Shown in NCS S2030/R
INSET IMAGE: Shown in Anthracite Grey RAL 7016



For instructions and more information



MODEL	HEIGHT (mm)	WIDTH (mm)	WATTS Δt 50°C	BTUs Δt 50°C	STANDARD COLOUR (PER SECTION) (inc VAT)	PREMIUM COLOUR (PER SECTION) (inc VAT)	POLISHED MATT LACQUERED BARE METAL / GOLD / BRONZE (PER SECTION) (inc VAT)	POLISHED LACQUERED BARE METAL / GOLD / BRONZE (PER SECTION) (inc VAT)	WEIGHT (kgs)
2 COLUMN CAST IRON									
CR/HER2/500	500	60	47	160	£59.76	£63.60	£99.60	£129.72	3
CR/HER2/650	650	60	53	180	£63.24	£67.32	£103.32	£133.32	4
CR/HER2/750	750	60	61	210	£69.24	£73.32	£125.28	£163.44	5
3 COLUMN CAST IRON									
CR/HER3/500	500	60	53	180	£67.92	£72.00	£108.00	£138.00	4
CR/HER3/650	650	60	73	250	£77.52	£81.48	£117.48	£147.60	5
CR/HER3/750	750	60	88	300	£88.20	£92.28	£144.36	£182.40	6
4 COLUMN CAST IRON									
CR/HER4/500	500	60	70	238	£68.52	£72.60	£108.60	£138.60	5
CR/HER4/650	650	60	94	320	£80.64	£84.84	£120.72	£150.84	6
CR/HER4/750	750	60	110	375	£92.28	£96.24	£148.32	£186.24	7

Width = 60mm x no. of sections + 30mm

VALVES / WALL STAYS / OTHER ACCESSORIES (please see pages 87 - 96)

To price this radiator you will need to calculate how many sections you require. All prices shown are per section.
*** Please note:** Cast iron radiators are very heavy; due to the weight we can only supply radiators fully assembled up to 18 sections. Radiators over 18 sections will need to be joined on site, we will supply appropriate nipples and gaskets to do this.
 There will be a deposit of **£60.00** required for the joining tool, which is refundable on return.
 All cast iron radiators will need to be delivered on a pallet and there is an additional **£42.00** charge per order.

Available in the following finishes:



Cast Iron



Colour 3-4 weeks Polished 4-6 weeks



Year Guarantee



Cast Iron Standard Colours page 99



Premium Colour page 99




Polished Matt Lacquered page 99



Polished Lacquered page 99

4 COLUMN

MAIN IMAGE: Shown in Polished Matt Lacquered Bronze
 INSET IMAGE: Shown in Polished Lacquered Gold



For instructions and more information



Standard wall stay

Luxury wall stay



Polished Lacquered Bronze



Polished Matt Lacquered Bare Metal



Polished Matt Lacquered Bronze



Polished Matt Lacquered Gold

CAST IRON 4 & 6 COLUMN

MAIN IMAGE: Shown in RAL 6011 Reseda Green
 INSET IMAGE: Shown in Pure White RAL 9010



For instructions and more information



6 COLUMN

+ 28

MODEL	HEIGHT (mm)	WIDTH (mm)	WATTS Δt 50°C	BTUs Δt 50°C	STANDARD COLOUR (PER SECTION) (inc VAT)	PREMIUM COLOUR (PER SECTION) (inc VAT)	POLISHED MATT LACQUERED BARE METAL / GOLD / BRONZE (PER SECTION) (inc VAT)	POLISHED LACQUERED BARE METAL / GOLD / BRONZE (PER SECTION) (inc VAT)	WEIGHT (kgs)
4 COLUMN CAST IRON									
CR4/360	355	60	47	160	£77.88	£81.84	£120.12	£150.24	4
CR4/480	475	60	62	212	£89.64	£93.48	£132.24	£162.24	4
CR4/660	655	60	87	297	£98.88	£102.72	£141.60	£171.72	6
CR4/760	762	60	101	345	£106.80	£110.88	£165.96	£204.00	7
CR4/960	955	60	125	427	£132.24	£136.08	£191.88	£230.04	8
6 COLUMN CAST IRON									
CR6/485	485	60	94	321	£120.84	£124.68	£159.84	£189.00	7
CR6/660	655	60	127	433	£134.40	£138.24	£173.28	£202.44	8
CR6/760	762	60	148	505	£147.36	£151.20	£201.84	£238.92	10
CR6/960	960	60	184	628	£185.64	£189.60	£240.12	£277.08	13

Width = 60mm x no. of sections + 30mm

VALVES / WALL STAYS / OTHER ACCESSORIES (please see pages 87 - 96)

To price this radiator you will need to calculate how many sections you require. All prices shown are per section.
 * **Please note:** Cast iron radiators are very heavy; due to the weight we can only supply radiators fully assembled up to 18 sections. Radiators over 18 sections will need to be joined on site, we will supply appropriate nipples and gaskets to do this.
 There will be a deposit of **£60.00** required for the joining tool, which is refundable on return.
 All cast iron radiators will need to be delivered on a pallet and there is an additional **£42.00** charge per order.

Available in the following finishes:



Cast Iron



Colour 3-4 weeks
Polished 4-6 weeks



25
Year
Guarantee



Cast Iron Standard
Colours page 99



Premium Colour
page 99



Polished Matt
Lacquered page 99



Polished Lacquered
page 99

MAIN IMAGE: Shown in Polished Lacquered Bare Metal
 INSET IMAGE: Shown in Polished Matt Lacquered Bronze



For instructions and more information



MAIN IMAGE: Shown in Polished Matt Lacquered Gold
 INSET IMAGE: Shown in Polished Matt Lacquered Bare Metal



For instructions and more information



BUCKLEY

LOXLEY

MAIN IMAGE: Shown in Polished Lacquered Bronze
 INSET IMAGE: Shown in Polished Lacquered Gold



For instructions and more information



BRONTE

MODEL	HEIGHT (mm)	WIDTH (mm)	WATTS Δt 50°C	BTUs Δt 50°C	STANDARD COLOUR (PER SECTION) (inc VAT)	PREMIUM COLOUR (PER SECTION) (inc VAT)	POLISHED MATT LACQUERED BARE METAL / GOLD / BRONZE (PER SECTION) (inc VAT)	POLISHED LACQUERED BARE METAL / GOLD / BRONZE (PER SECTION) (inc VAT)	WEIGHT (kgs)
BUCKLEY									
CR/BUC/560	560	75	60	204	£102.48	£106.44	£142.56	£172.56	7
CR/BUC/660	660	75	71	242	£113.76	£117.72	£153.72	£183.72	8
CR/BUC/950	950	75	103	351	£144.12	£148.08	£200.16	£238.20	11
BRONTE									
CR/BRO/510	510	76	74	252	£109.32	£113.28	£149.28	£179.40	8
CR/BRO/660	660	76	105	358	£128.76	£132.72	£168.72	£198.72	12
CR/BRO/760	760	76	120	409	£141.84	£145.80	£197.88	£236.04	13
CR/BRO/960	960	76	148	505	£165.24	£169.32	£221.28	£259.32	15
LOXLEY									
CR/LOX/470	470	76	91	310	£115.92	£119.88	£155.88	£185.88	8
CR/LOX/770	768	76	144	491	£175.44	£179.40	£231.48	£269.40	12
CR/LOX/970	970	76	179	611	£190.92	£194.88	£246.96	£285.00	15

Radiator Width = sectional size x no. of sections + 30mm

VALVES / WALL STAYS / OTHER ACCESSORIES (please see pages 87 - 96)

To price this radiator you will need to calculate how many sections you require. All prices shown are per section.
 * **Please note:** Cast iron radiators are very heavy; due to the weight we can only supply radiators fully assembled up to 13 sections. Radiators over 13 sections will need to be joined on site, we will supply appropriate nipples and gaskets to do this.
 There will be a deposit of **£60.00** required for the joining tool, which is refundable on return.
 All cast iron radiators will need to be delivered on a pallet and there is an additional **£42.00** charge per order.

Available in the following finishes:



Cast Iron



Colour 3-4 weeks
Polished 4-6 weeks



25
Year
Guarantee



Cast Iron Standard
Colours page 99



Premium Colour
page 99



Polished Matt
Lacquered page 99



Polished Lacquered
page 99

MAIN IMAGE: Shown in Polished Matt Lacquered Bare Metal
 INSET IMAGE: Shown in Polished Lacquered Gold




For instructions and more information



DIBLEY

MAIN IMAGE: Shown in Polished Lacquered Gold
 INSET IMAGE: Shown in Polished Lacquered Bronze



For instructions and more information



MARTHA



Standard wall stay

Luxury wall stay



Polished Lacquered Bare Metal



Polished Matt Lacquered Bare Metal



Polished Lacquered Bronze



Polished Matt Lacquered Gold

MODEL	HEIGHT (mm)	WIDTH (mm)	WATTS Δt 50°C	BTUs Δt 50°C	STANDARD COLOUR (PER SECTION) (inc VAT)	PREMIUM COLOUR (PER SECTION) (inc VAT)	POLISHED MATT LACQUERED BARE METAL / GOLD / BRONZE (PER SECTION) (inc VAT)	POLISHED LACQUERED BARE METAL / GOLD / BRONZE (PER SECTION) (inc VAT)	WEIGHT (kgs)
DIBLEY									
CR/DIB/460	460	77	53	180	£85.68	£89.64	£125.76	£155.64	6
CR/DIB/610	610	77	71	242	£99.24	£103.32	£139.32	£169.32	7
CR/DIB/795	795	77	92	314	£108.84	£112.80	£164.88	£203.04	9
MARTHA									
CR/MAR/560	560	77	94	320	£99.24	£103.32	£139.32	£169.32	8
CR/MAR/760	760	77	130	443	£115.32	£119.40	£171.24	£209.40	10
CR/MAR/810	810	77	154	525	£121.80	£125.76	£177.72	£215.76	12

Width = 77mm x no. of sections + 30mm

VALVES / WALL STAYS / OTHER ACCESSORIES (please see pages 87 - 96)

To price this radiator you will need to calculate how many sections you require. All prices shown are per section.
 * **Please note:** Cast iron radiators are very heavy; due to the weight we can only supply radiators fully assembled up to 13 sections. Radiators over 13 sections will need to be joined on site, we will supply appropriate nipples and gaskets to do this.
 There will be a deposit of **£60.00** required for the joining tool, which is refundable on return.
 All cast iron radiators will need to be delivered on a pallet and there is an additional **£42.00** charge per order.

Available in the following finishes:



Cast Iron



Colour 3-4 weeks Polished 4-6 weeks



Year Guarantee



Cast Iron Standard Colours page 99



Premium Colour page 99



Polished Matt Lacquered page 99



Polished Lacquered page 99

MAIN IMAGE: Shown in Anthracite 7016 Texture
 INSET IMAGES: Shown in Anthracite 7016 Texture & White RAL 9016



For instructions and more information



Shown in Antique Pink RAL 3014

Shown in Stone Grey RAL 7030

Shown in Green Blue RAL 5001

MODEL	HEIGHT (mm)	WIDTH (mm)	DEPTH (mm)	WATTS Δt 50°C	BTUs Δt 50°C	WHITE (inc VAT)	ANTHRACITE 7016 TEXTURE (inc VAT)	ULTRA MATT BLACK (inc VAT)	RAL COLOUR / FINISHES (inc VAT)	WEIGHT (kgs)
2 COLUMN										
Modus-ST2.1500/6	1500	300	62	636	2172	£266.40	£319.20	£319.20	£343.20	14
Modus-ST2.1500/11	1500	530	62	1166	3982	£478.80	£573.60	£573.60	£618.00	25
Modus-ST2.1800/6	1800	300	62	750	2559	£296.40	£355.20	£355.20	£381.60	16
Modus-ST2.1800/8	1800	392	62	1000	3412	£386.40	£464.40	£464.40	£499.20	22
Modus-ST2.1800/11	1800	530	62	1375	4697	£531.60	£637.20	£637.20	£686.40	28
Modus-ST2.1800/14	1800	668	62	1750	5978	£673.20	£806.40	£806.40	£873.60	32
3 COLUMN										
Modus-ST3.1500/6	1500	300	100	858	2928	£328.80	£396.00	£396.00	£427.20	20
Modus-ST3.1500/11	1500	530	100	1573	5368	£590.40	£711.60	£711.60	£769.20	36
Modus-ST3.1800/6	1800	300	100	1020	3480	£366.00	£440.40	£440.40	£475.20	24
Modus-ST3.1800/8	1800	392	100	1360	4640	£477.60	£572.40	£572.40	£620.40	31
Modus-ST3.1800/11	1800	530	100	1870	6380	£656.40	£789.60	£789.60	£854.40	42
Modus-ST3.1800/14	1800	668	100	2380	8120	£834.00	£998.40	£998.40	£1,083.60	50

* All items in bold – next working day delivery * All items not in bold – 7 working days delivery

MODUS ACCESSORIES (please see page 46)

VALVES & ACCESSORIES (please see pages 87 - 96)

Wall to front face: 2 column = 87mm / 3 column = 125mm

MODUS STOCKED VERTICAL

Available in the following finishes:



Mild steel



All items in bold next working day



Year Guarantee



White 9016



Anthracite 7016 Texture



Ultra Matt Black F02



RAL Colour page 97



Finishes page 98



For instructions and more information

MAIN IMAGE: Shown in Anthracite 7016 Texture
INSET IMAGES: Shown in Anthracite 7016 Texture & White RAL 9016



MODUS STOCKED HORIZONTAL

MODEL	HEIGHT (mm)	WIDTH (mm)	DEPTH (mm)	WATTS Δt 50°C	BTUs Δt 50°C	WHITE (inc VAT)	ANTHRACITE 7016 TEXTURE (inc VAT)	ULTRA MATT BLACK (inc VAT)	RAL COLOUR / FINISHES (inc VAT)	WEIGHT (kgs)
2 COLUMN										
Modus-ST2.500/13	500	622	62	481	1641	£327.60	£392.40	£392.40	£422.40	11
Modus-ST2.500/17	500	806	62	629	2146	£418.80	£504.00	£504.00	£542.40	14
Modus-ST2.500/21	500	990	62	777	2651	£524.40	£622.80	£622.80	£675.60	17
Modus-ST2.500/26	500	1220	62	962	3282	£639.60	£763.20	£763.20	£828.00	20
Modus-ST2.500/30	500	1404	62	1110	3787	£729.60	£877.20	£877.20	£950.40	24
Modus-ST2.600/13	600	622	62	572	1952	£338.40	£403.20	£403.20	£435.60	13
Modus-ST2.600/17	600	806	62	748	2552	£430.80	£514.80	£514.80	£558.00	17
Modus-ST2.600/21	600	990	62	924	3153	£536.40	£643.20	£643.20	£694.80	20
Modus-ST2.600/26	600	1220	62	1144	3903	£655.20	£787.20	£787.20	£852.00	24
Modus-ST2.600/30	600	1404	62	1320	4504	£744.00	£894.00	£894.00	£968.40	28
3 COLUMN										
Modus-ST3.300/21	300	990	100	651	2226	£573.60	£688.80	£688.80	£736.80	17
Modus-ST3.300/26	300	1220	100	806	2756	£710.40	£852.00	£852.00	£913.20	20
Modus-ST3.300/30	300	1404	100	930	3180	£819.60	£984.00	£984.00	£1,052.40	22
Modus-ST3.400/21	400	990	100	861	2940	£573.60	£688.80	£688.80	£736.80	22
Modus-ST3.400/26	400	1220	100	1066	3640	£710.40	£852.00	£852.00	£913.20	23
Modus-ST3.400/30	400	1404	100	1230	4200	£819.60	£984.00	£984.00	£1,052.40	25
Modus-ST3.500/13	500	622	100	663	2262	£369.60	£441.60	£441.60	£476.40	15
Modus-ST3.500/17	500	806	100	867	2958	£474.00	£567.60	£567.60	£613.20	20
Modus-ST3.500/21	500	990	100	1071	3654	£589.20	£705.60	£705.60	£762.00	25
Modus-ST3.500/26	500	1220	100	1326	4524	£721.20	£862.80	£862.80	£933.60	29
Modus-ST3.500/30	500	1404	100	1530	5220	£826.80	£988.80	£988.80	£1,072.80	34
Modus-ST3.500/35	500	1634	100	1785	6090	£958.80	£1,150.80	£1,150.80	£1,242.00	39
Modus-ST3.500/40	500	1864	100	2040	6960	£1,089.60	£1,305.60	£1,305.60	£1,413.60	44
Modus-ST3.600/13	600	622	100	780	2661	£386.40	£464.40	£464.40	£502.80	18
Modus-ST3.600/17	600	806	100	1020	3480	£498.00	£594.00	£594.00	£645.60	23
Modus-ST3.600/21	600	990	100	1260	4299	£616.80	£739.20	£739.20	£799.20	28
Modus-ST3.600/26	600	1220	100	1560	5323	£757.20	£904.80	£904.80	£981.60	35
Modus-ST3.600/30	600	1404	100	1800	6142	£866.40	£1,039.20	£1,039.20	£1,125.60	41
Modus-ST3.600/35	600	1634	100	2100	7165	£1,003.20	£1,206.00	£1,206.00	£1,304.40	46
Modus-ST3.600/40	600	1864	100	2400	8189	£1,142.40	£1,370.40	£1,370.40	£1,484.40	52
Modus-ST3.750/13	750	622	100	975	3327	£420.00	£505.20	£505.20	£544.80	22
Modus-ST3.750/17	750	806	100	1275	4350	£541.20	£650.40	£650.40	£705.60	28
Modus-ST3.750/21	750	990	100	1575	5374	£674.40	£807.60	£807.60	£872.40	35
4 COLUMN										
Modus-ST4.300/21	300	990	136	840	2856	£656.40	£787.20	£787.20	£852.00	18
Modus-ST4.300/26	300	1220	136	1040	3536	£810.00	£973.20	£973.20	£1,053.60	23
Modus-ST4.300/30	300	1404	136	1200	4080	£934.80	£1,122.00	£1,122.00	£1,216.80	26
Modus-ST4.400/21	400	990	136	1092	3717	£656.40	£787.20	£787.20	£852.00	25
Modus-ST4.400/26	400	1220	136	1352	4602	£810.00	£973.20	£973.20	£1,053.60	31
Modus-ST4.400/30	400	1404	136	1560	5310	£934.80	£1,122.00	£1,122.00	£1,216.80	35
Modus-ST4.500/13	500	622	136	845	2883	£429.60	£512.40	£512.40	£558.00	20
Modus-ST4.500/17	500	806	136	1105	3770	£555.60	£663.60	£663.60	£721.20	26
Modus-ST4.500/21	500	990	136	1365	4657	£688.80	£826.80	£826.80	£894.00	32
Modus-ST4.500/26	500	1220	136	1690	5766	£843.60	£1,011.60	£1,011.60	£1,098.00	39
Modus-ST4.500/30	500	1404	136	1950	6653	£968.40	£1,160.40	£1,160.40	£1,258.80	44
Modus-ST4.500/35	500	1634	136	2275	7762	£1,125.60	£1,347.60	£1,347.60	£1,460.40	53
Modus-ST4.500/40	500	1864	136	2600	8871	£1,280.40	£1,536.00	£1,536.00	£1,662.00	58
Modus-ST4.600/13	600	622	136	1001	3415	£459.60	£548.40	£548.40	£592.80	24
Modus-ST4.600/17	600	806	136	1309	4466	£590.40	£706.80	£706.80	£763.20	31
Modus-ST4.600/21	600	990	136	1617	5517	£730.80	£877.20	£877.20	£951.60	39
Modus-ST4.600/26	600	1220	136	2002	6831	£896.40	£1,076.40	£1,076.40	£1,164.00	47
Modus-ST4.600/30	600	1404	136	2310	7882	£1,030.80	£1,236.00	£1,236.00	£1,338.00	53
Modus-ST4.750/13	750	622	136	1235	4214	£505.20	£603.60	£603.60	£654.00	29
Modus-ST4.750/17	750	806	136	1615	5510	£652.80	£780.00	£780.00	£843.60	38
Modus-ST4.750/21	750	990	136	1995	6807	£807.60	£968.40	£968.40	£1,048.80	46

* All items in bold – next working day delivery * All items not in bold – 7 working days delivery

MODUS ACCESSORIES (please see page 46)

VALVES & ACCESSORIES (please see pages 87 - 96)

Wall to front face: 2 column = 87mm / 3 column = 125mm / 4 column = 161mm

Available in the following finishes:



Mild steel



All items in bold next working day



8 Year Guarantee



White 9016



Anthracite 7016 Texture



Ultra Matt Black F02



RAL Colour page 97



Finishes page 98



For instructions and more information

MAIN IMAGE: Shown in Bare Metal Lacquer
INSET IMAGES: Shown in Bare Metal Lacquer



Shown in Brass Lacquer



Shown in Black Nickel Lacquer



Shown in Copper Lacquer



MODEL	HEIGHT (mm)	WIDTH (mm)	DEPTH (mm)	WATTS At 50°C	BTUs At 50°C	BARE METAL (inc VAT)	COPPER, BLACK NICKEL, BRASS (inc VAT)	WEIGHT (kgs)
2 COLUMN								
Modus-L2.1500/6	1500	300	62	636	2172	£343.20	£447.60	14
Modus-L2.1500/11	1500	530	62	1166	3982	£618.00	£799.20	25
Modus-L2.1800/6	1800	300	62	750	2559	£381.60	£496.80	16
Modus-L2.1800/8	1800	392	62	1000	3412	£499.20	£648.00	22
Modus-L2.1800/11	1800	530	62	1375	4697	£686.40	£892.80	28
Modus-L2.1800/14	1800	668	62	1750	5978	£873.60	£1,137.60	32
3 COLUMN								
Modus-L3.1500/6	1500	300	100	858	2928	£427.20	£555.60	20
Modus-L3.1500/11	1500	530	100	1573	5368	£769.20	£998.40	36
Modus-L3.1800/6	1800	300	100	1020	3480	£475.20	£616.80	24
Modus-L3.1800/8	1800	392	100	1360	4640	£620.40	£805.20	31
Modus-L3.1800/11	1800	530	100	1870	6380	£854.40	£1,108.80	42
Modus-L3.1800/14	1800	668	100	2380	8120	£1,083.60	£1,407.60	50

* All items in bold – next working day delivery * All items not in bold – 7 working days delivery

MODUS ACCESSORIES (please see page 46)

VALVES & ACCESSORIES (please see pages 87 - 96)

Wall to front face: 2 column = 87mm / 3 column = 125mm

Please be aware that the Modus Lacquered range has been created to enhance the markings of the manufacturing process, including the distinctive weld marks, making each section individual and every radiator unique.

Available in the following finishes:



Mild steel



All Items in bold next working day



Year Guarantee



Bare Metal Lacquer



Copper Lacquer



Black Nickel Lacquer



Brass Lacquer

MODUS STOCKED LACQUERED VERTICAL

MAIN IMAGE: Shown in Copper Lacquer
INSET IMAGES: Shown in Copper Lacquer, Black Nickel Lacquer and Brass Lacquer



For instructions and more information



MODEL	HEIGHT (mm)	WIDTH (mm)	DEPTH (mm)	WATTS Δt 50°C	BTUs Δt 50°C	BARE METAL (inc VAT)	COPPER, BLACK NICKEL, BRASS (inc VAT)	WEIGHT (kgs)
2 COLUMN								
Modus-L2.500/13	500	622	62	481	1641	£422.40	£552.00	11
Modus-L2.500/17	500	806	62	629	2146	£542.40	£708.00	14
Modus-L2.500/21	500	990	62	777	2651	£675.60	£880.80	17
Modus-L2.500/26	500	1220	62	962	3282	£828.00	£1,076.40	20
Modus-L2.500/30	500	1404	62	1110	3787	£950.40	£1,231.20	24
Modus-L2.600/13	600	622	62	572	1952	£435.60	£565.20	13
Modus-L2.600/17	600	806	62	748	2552	£558.00	£724.80	17
Modus-L2.600/21	600	990	62	924	3153	£694.80	£903.60	20
Modus-L2.600/26	600	1220	62	1144	3903	£852.00	£1,104.00	24
Modus-L2.600/30	600	1404	62	1320	4504	£968.40	£1,256.40	28
3 COLUMN								
Modus-L3.500/13	500	622	100	663	2262	£476.40	£619.20	15
Modus-L3.500/17	500	806	100	867	2958	£613.20	£796.80	20
Modus-L3.500/21	500	990	100	1071	3654	£762.00	£990.00	25
Modus-L3.500/26	500	1220	100	1326	4524	£933.60	£1,215.60	29
Modus-L3.500/30	500	1404	100	1530	5220	£1,072.80	£1,392.00	34
Modus-L3.500/35	500	1634	100	1785	6090	£1,242.00	£1,614.00	39
Modus-L3.500/40	500	1864	100	2040	6960	£1,413.60	£1,837.20	44
Modus-L3.600/13	600	622	100	780	2661	£502.80	£652.80	18
Modus-L3.600/17	600	806	100	1020	3480	£645.60	£838.80	23
Modus-L3.600/21	600	990	100	1260	4299	£799.20	£1,039.20	28
Modus-L3.600/26	600	1220	100	1560	5323	£981.60	£1,275.60	35
Modus-L3.600/30	600	1404	100	1800	6142	£1,125.60	£1,461.60	41
Modus-L3.600/35	600	1634	100	2100	7165	£1,304.40	£1,699.20	46
Modus-L3.600/40	600	1864	100	2400	8189	£1,484.40	£1,930.80	52
Modus-L3.750/13	750	622	100	975	3327	£544.80	£709.20	22
Modus-L3.750/17	750	806	100	1275	4350	£705.60	£916.80	28
Modus-L3.750/21	750	990	100	1575	5374	£872.40	£1,137.60	35
4 COLUMN								
Modus-L4.500/13	500	622	136	845	2883	£558.00	£724.80	20
Modus-L4.500/17	500	806	136	1105	3770	£721.20	£933.60	26
Modus-L4.500/21	500	990	136	1365	4657	£894.00	£1,160.40	32
Modus-L4.500/26	500	1220	136	1690	5766	£1,098.00	£1,424.40	39
Modus-L4.500/30	500	1404	136	1950	6653	£1,258.80	£1,636.80	44
Modus-L4.500/35	500	1634	136	2275	7762	£1,460.40	£1,899.60	53
Modus-L4.500/40	500	1864	136	2600	8871	£1,662.00	£2,160.00	58
Modus-L4.600/13	600	622	136	1001	3415	£592.80	£770.40	24
Modus-L4.600/17	600	806	136	1309	4466	£763.20	£991.20	31
Modus-L4.600/21	600	990	136	1617	5517	£951.60	£1,232.40	39
Modus-L4.600/26	600	1220	136	2002	6831	£1,164.00	£1,514.40	47
Modus-L4.600/30	600	1404	136	2310	7882	£1,338.00	£1,737.60	53
Modus-L4.750/13	750	622	136	1235	4214	£654.00	£850.80	29
Modus-L4.750/17	750	806	136	1615	5510	£843.60	£1,099.20	38
Modus-L4.750/21	750	990	136	1995	6807	£1,048.80	£1,362.00	46

* All items in bold – next working day delivery * All items not in bold – 7 working days delivery

MODUS ACCESSORIES (please see page 46)

VALVES & ACCESSORIES (please see pages 87 - 96)

Wall to front face: 2 column = 87mm / 3 column = 125mm / 4 column = 161mm

Please be aware that the Modus Lacquered range has been created to enhance the markings of the manufacturing process, including the distinctive weld marks, making each section individual and every radiator unique.

MODUS STOCKED LACQUERED HORIZONTAL



Mild steel



All Items in bold next working day



Year Guarantee

Available in the following finishes:



Bare Metal Lacquer



Copper Lacquer




Black Nickel Lacquer



Brass Lacquer

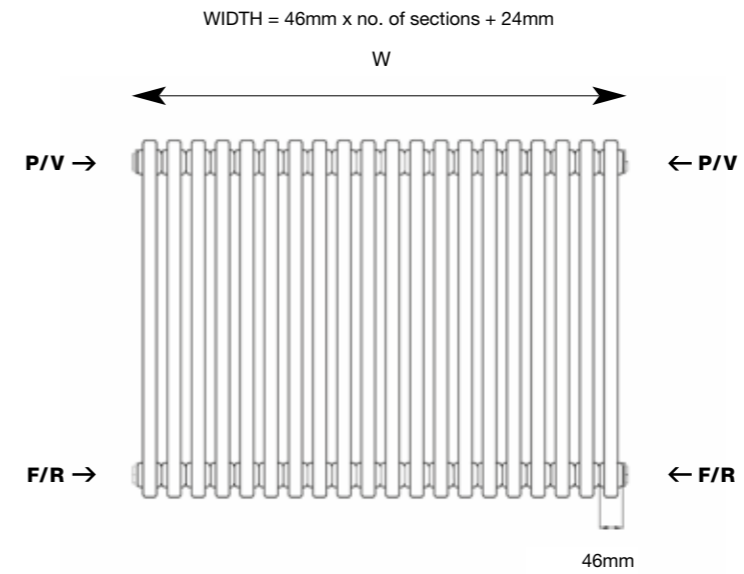
VERTICAL



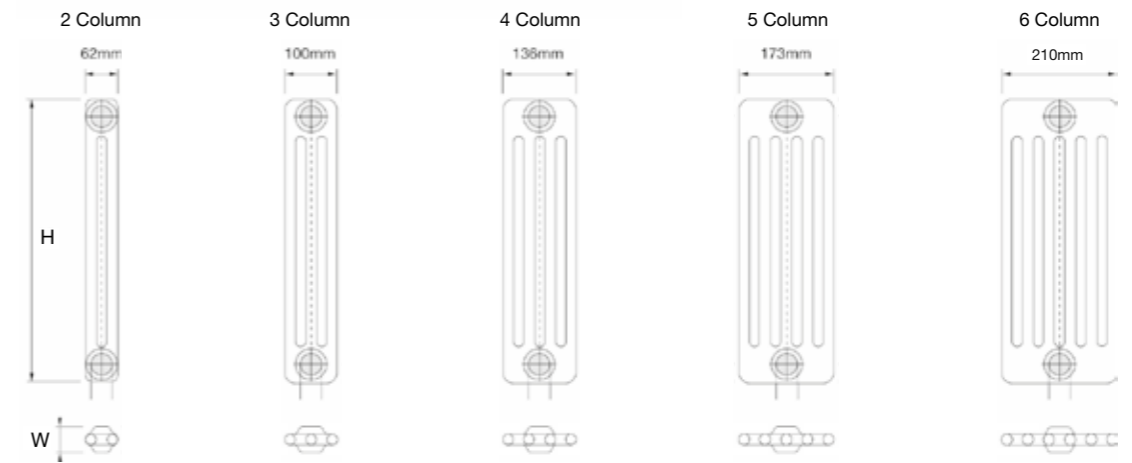
MAIN IMAGE: Shown in Red Lilac RAL 4001
INSET IMAGE: Shown in Blue Water RAL 5021



For instructions and more information



TECHNICAL INFORMATION
STANDARD CONNECTIONS 1/2"
F = Flow **R** = Return **P** = Plug **V** = Vent
PIPE CENTRES
= radiator width + valves



The Modus Made to Measure range is available in:

Five column depths, four available fixings, 1/2" or 3/4" tappings with various flow configurations and any RAL colour or finish. Standard comes with 1/2" bottom opposite end connections and finished in RAL 9016 (White). All preferences must be specified at time of order – diverter, plug, vent and wall brackets are included in the price. Each Modus section regardless of column size is 46mm wide.

Specifying your Modus Made to Measure radiator:

- 1 Choose column depth.
- 2 Choose height (H).
- 3 Calculate number of sections – to do this, take the BTU output of chosen section and height from spec table, then divide your required output by this number.
- 4 Choose fixings.
- 5 Specify if different from standard 1/2" bottom opposite end connections in RAL 9016 (white).

For example: you require a Modus with an output of 6000 BTU to heat your room

1 You have chosen your column depth of 4 columns. 2 Chosen your height of 500mm. 3 Calculated your required number of sections (4,500 = 247 BTU, 6000 / 247 = 25 sections). 4 Decided on wall brackets. 5 With 1/2" bottom opposite end connections as standard in RAL 9016 (white). So, to meet your requirements you would need to order: Modus 4,500 x 25 sections in RAL 9016 (white) with wall brackets and 1/2" bottom opposite end connections. Output will be 6175 BTU (25 sections x 247 BTU) Length will be 1174mm (25 sections x 46mm per section + 24mm for reducing bushes).

MODUS ACCESSORIES (please see page 46)

VALVES & ACCESSORIES (please see pages 87 - 96)

For the most accurate and current lead times, please contact the sales team.

Available in the following finishes:



Mild steel



Delivery 5-7 weeks



8 Year Guarantee



White 9016



RAL Colour page 97



Finishes page 98



Finishes page 98

MODUS MADE TO MEASURE



IMAGE: Shown in Patina Green RAL 6000

HORIZONTAL

MODEL	HEIGHT (mm)	WIDTH (mm)	WATTS Δt 50°C	BTUs Δt 50°C	WHITE (PER SECTION) (inc VAT)	RAL COLOUR / FINISHES (PER SECTION) (inc VAT)	BARE METAL LACQUER (PER SECTION) (inc VAT)	COPPER, BLACK NICKEL, BRASS (PER SECTION) (inc VAT)	WEIGHT (kgs)
2 COLUMN									
Modus 2.300	300	46	22	75	£25.68	£33.36	-	-	1
Modus 2.350	350	46	25	85	£25.80	£33.48	-	-	1
Modus 2.400	400	46	28	96	£25.80	£33.48	£33.48	£43.56	1
Modus 2.450	450	46	33	113	£26.04	£33.84	£33.84	£44.04	1
Modus 2.500	500	46	37	126	£26.04	£33.84	£33.84	£44.04	1
Modus 2.550	550	46	41	140	£26.16	£34.08	£34.08	£44.16	1
Modus 2.600	600	46	44	150	£26.88	£35.16	£35.16	£45.48	1
Modus 2.750	750	46	55	188	£28.44	£36.84	£36.84	£48.00	1
Modus 2.900	900	46	67	229	£30.96	£40.20	£40.20	£52.32	1
Modus 2.1000	1000	46	73	249	£34.56	£44.76	£44.76	£58.20	2
Modus 2.1100	1100	46	79	270	£39.00	£50.76	£50.76	£66.12	2
Modus 2.1200	1200	46	86	293	£43.56	£56.64	£56.64	£73.68	2
Modus 2.1500	1500	46	106	362	£61.20	£79.56	£79.56	£103.44	2
Modus 2.1800	1800	46	125	427	£73.44	£95.40	£95.40	£123.96	3
Modus 2.2000	2000	46	140	478	£82.20	£106.80	£106.80	£138.96	3
Modus 2.2200	2200	46	154	525	£88.80	£115.32	£115.32	£150.00	3
Modus 2.2500	2500	46	174	594	£98.40	£128.04	£128.04	£166.32	4
Modus 2.2800	2800	46	195	665	£110.40	£143.40	£143.40	£186.48	4
Modus 2.3000	3000	46	209	713	£118.80	£154.44	£154.44	£200.88	4

MODEL	HEIGHT (mm)	WIDTH (mm)	WATTS Δt 50°C	BTUs Δt 50°C	WHITE (PER SECTION) (inc VAT)	RAL COLOUR / FINISHES (PER SECTION) (inc VAT)	BARE METAL LACQUER (PER SECTION) (inc VAT)	COPPER, BLACK NICKEL, BRASS (PER SECTION) (inc VAT)	WEIGHT (kgs)
3 COLUMN									
Modus 3.300	300	46	31	106	£30.84	£40.08	-	-	1
Modus 3.350	350	46	36	123	£30.96	£40.20	-	-	1
Modus 3.400	400	46	41	140	£30.96	£40.20	£40.20	£52.20	1
Modus 3.450	450	46	46	157	£31.68	£41.40	£41.40	£53.76	1
Modus 3.500	500	46	51	174	£31.68	£41.40	£41.40	£53.76	1
Modus 3.550	550	46	55	188	£32.28	£42.00	£42.00	£54.60	1
Modus 3.600	600	46	60	205	£33.12	£43.20	£43.20	£56.04	1
Modus 3.750	750	46	75	256	£35.28	£45.72	£45.72	£59.64	2
Modus 3.900	900	46	89	304	£40.44	£52.68	£52.68	£68.40	2
Modus 3.1000	1000	46	98	334	£44.88	£58.44	£58.44	£75.84	2
Modus 3.1100	1100	46	107	365	£53.52	£69.36	£69.36	£90.24	2
Modus 3.1200	1200	46	116	396	£61.68	£80.16	£80.16	£104.28	3
Modus 3.1500	1500	46	143	488	£81.00	£105.24	£105.24	£136.80	3
Modus 3.1800	1800	46	170	580	£99.60	£129.60	£129.60	£168.48	4
Modus 3.2000	2000	46	189	645	£111.84	£145.32	£145.32	£189.00	4
Modus 3.2200	2200	46	208	710	£121.32	£157.68	£157.68	£205.08	5
Modus 3.2500	2500	46	236	805	£135.00	£175.44	£175.44	£228.12	5
Modus 3.2800	2800	46	262	894	£155.40	£201.96	£201.96	£262.56	6
Modus 3.3000	3000	46	281	959	£167.40	£217.80	£217.80	£282.96	6

MODEL	HEIGHT (mm)	WIDTH (mm)	WATTS Δt 50°C	BTUs Δt 50°C	WHITE (PER SECTION) (inc VAT)	RAL COLOUR / FINISHES (PER SECTION) (inc VAT)	BARE METAL LACQUER (PER SECTION) (inc VAT)	COPPER, BLACK NICKEL, BRASS (PER SECTION) (inc VAT)	WEIGHT (kgs)
4 COLUMN									
Modus 4.300	300	46	40	136	£38.40	£50.04	-	-	1
Modus 4.350	350	46	47	160	£38.52	£50.16	-	-	1
Modus 4.400	400	46	52	177	£38.52	£50.16	£50.16	£65.28	1
Modus 4.450	450	46	58	198	£38.64	£50.40	£50.40	£65.64	1
Modus 4.500	500	46	65	222	£38.64	£50.40	£50.40	£65.64	2
Modus 4.550	550	46	71	242	£39.12	£50.88	£50.88	£66.24	2
Modus 4.600	600	46	77	263	£39.12	£50.88	£50.88	£66.24	2
Modus 4.750	750	46	95	324	£43.44	£56.40	£56.40	£73.44	2
Modus 4.900	900	46	112	382	£50.04	£65.04	£65.04	£84.72	3
Modus 4.1000	1000	46	124	423	£53.28	£69.00	£69.00	£89.76	3
Modus 4.1100	1100	46	136	464	£67.08	£87.24	£87.24	£113.40	3
Modus 4.1200	1200	46	147	502	£81.00	£105.24	£105.24	£136.80	4
Modus 4.1500	1500	46	180	614	£99.96	£130.08	£130.08	£169.08	4
Modus 4.1800	1800	46	214	730	£122.40	£159.00	£159.00	£206.88	5
Modus 4.2000	2000	46	237	809	£136.08	£176.88	£176.88	£230.04	6
Modus 4.2200	2200	46	260	887	£147.60	£191.76	£191.76	£249.36	6
Modus 4.2500	2500	46	295	1007	£164.64	£214.08	£214.08	£278.28	7
Modus 4.2800	2800	46	328	1119	£187.32	£243.48	£243.48	£316.56	8
Modus 4.3000	3000	46	351	1198	£201.24	£261.72	£261.72	£340.08	9

MODEL	HEIGHT (mm)	WIDTH (mm)	WATTS Δt 50°C	BTUs Δt 50°C	WHITE (PER SECTION) (inc VAT)	RAL COLOUR / FINISHES (PER SECTION) (inc VAT)	BARE METAL LACQUER (PER SECTION) (inc VAT)	COPPER, BLACK NICKEL, BRASS (PER SECTION) (inc VAT)	WEIGHT (kgs)
5 COLUMN									
Modus 5.300	300	46	48	164	£43.44	£56.40	-	-	1
Modus 5.350	350	46	56	191	£43.92	£57.00	-	-	1
Modus 5.400	400	46	64	218	£44.28	£57.60	£57.60	£74.88	2
Modus 5.450	450	46	72	246	£44.64	£58.20	£58.20	£75.60	2
Modus 5.500	500	46	80	273	£44.64	£58.20	£58.20	£75.60	2
Modus 5.550	550	46	87	297	£45.12	£58.68	£58.68	£76.20	2
Modus 5.600	600	46	95	324	£45.36	£59.04	£59.04	£76.80	2
Modus 5.750	750	46	117	399	£52.56	£68.40	£68.40	£88.92	3
Modus 5.900	900	46	138	471	£60.84	£79.20	£79.20	£102.84	3
Modus 5.1000	1000	46	151	515	£67.92	£88.20	£88.20	£114.72	4
Modus 5.1100	1100	46	165	563	£80.28	£104.40	£104.40	£135.72	4
Modus 5.1200	1200	46	179	611	£92.52	£120.36	£120.36	£156.48	4
Modus 5.1500	1500	46	215	734	£122.52	£159.24	£159.24	£207.00	6
Modus 5.1800	1800	46	256	873	£149.40	£194.28	£194.28	£252.48	7
Modus 5.2000	2000	46	282	962	£164.64	£214.08	£214.08	£278.28	7
Modus 5.2200	2200	46	308	1051	£179.40	£233.16	£233.16	£303.24	8
Modus 5.2500	2500	46	347	1184	£200.88	£261.24	£261.24	£339.48	9
Modus 5.2800	2800	46	385	1314	£228.84	£297.60	£297.60	£386.76	10
Modus 5.3000	3000	46	413	1409	£247.20	£321.12	£321.12	£417.60	11

MODEL	HEIGHT (mm)	WIDTH (mm)	WATTS Δt 50°C	BTUs Δt 50°C	WHITE (PER SECTION) (inc VAT)	RAL COLOUR / FINISHES (PER SECTION) (inc VAT)	BARE METAL LACQUER (PER SECTION) (inc VAT)	COPPER, BLACK NICKEL, BRASS (PER SECTION) (inc VAT)	WEIGHT (kgs)
6 COLUMN									
Modus 6.300	300	46	57	194	£52.80	£68.64	-	-	2
Modus 6.350	350	46	66	225	£53.40	£69.24	-	-	2
Modus 6.400	400	46	75	256	£53.40	£69.24	£69.24	£90.12	2
Modus 6.450	450	46	84	287	£53.52	£69.48	£69.48	£90.36	2
Modus 6.500	500	46	94	321	£53.52	£69.48	£69.48	£90.36	2
Modus 6.550	550	46	103	351	£55.80	£72.60	£72.60	£94.20	3
Modus 6.600	600	46	113	386	£57.36	£74.64	£74.64	£97.08	3
Modus 6.750	750	46	137	467	£64.56	£83.88	£83.88	£109.08	3
Modus 6.900	900	46	163	556	£77.04	£100.20	£100.20	£130.32	4
Modus 6.1000	1000	46	180	614	£82.92	£107.76	£107.76	£140.04	5
Modus 6.1100	1100	46	195	665	£99.36	£129.24	£129.24	£167.88	5
Modus 6.1200	1200	46	209	713	£115.80	£150.48	£150.48	£195.60	5
Modus 6.1500	1500	46	250	853	£149.52	£194.52	£194.52	£252.84	7
Modus 6.1800	1800	46	297	1013	£181.44	£235.92	£235.92	£306.60	8
Modus 6.2000	2000	46	330	1126	£201.24	£261.72	£261.72	£340.08	9
Modus 6.2200	2200	46	359	1225	£217.80	£283.08	£283.08	£368.04	10
Modus 6.2500	2500	46	403	1375	£242.88	£315.72	£315.72	£410.28	11
Modus 6.2800	2800	46	449	1532	£268.44	£348.96	£348.96	£453.60	12
Modus 6.3000	3000	46	481	1641	£289.56	£376.56	£376.56	£489.48	13

* 5-7 weeks delivery * All prices include wall brackets

For the most accurate and current lead times, please contact the sales team.



Please be aware that the Modus Lacquered range has been created to enhance the markings of the manufacturing process, including the distinctive weld marks, making each section individual and every radiator unique.

Available in the following finishes:



Mild steel



Delivery 5-7 weeks



Year Guarantee



White 9016



RAL Colour page 97

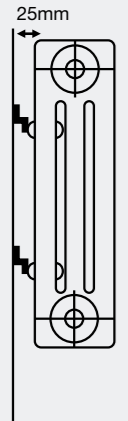


Finishes page 98



Finishes page 98

ACCESSORIES FOR MODUS



Wall Brackets




WALL BRACKETS FOR MODUS

(Wall Brackets are included in the price as standard)

Additional Wall Brackets are available at **£57.60** per set.

(all prices shown are inc VAT)



Slip-on Feet



SLIP-ON FEET FOR MODUS


(available for 2, 3, 4, 5 & 6 column)

Slip-on Feet 4-20 sections (2 feet) **£93.60**

Slip-on Feet 21-40 sections (3 feet) **£140.40**

Slip-on Feet 41+ sections (4 feet) **£187.20**

(all prices shown are inc VAT)



Cast Feet



CAST FEET FOR MODUS

(not available in the lacquered range)

Cast Feet 4-20 sections (2 feet) **£93.60**

Cast Feet 21-40 sections (3 feet) **£140.40**


Cast Feet 41+ sections (4 feet) **£187.20**

(all prices shown are inc VAT)



OPTIONAL TOWEL BAR IN BRUSHED BRASS & BRUSHED NICKEL + £102.00 (350mm & 500mm)

(all prices shown are inc VAT)



Welded Feet



WELDED FEET FOR MODUS

(only available with made to measure range)

Welded Feet 4-20 sections (2 feet) **£190.80**

Welded Feet 21-40 sections (3 feet) **£286.20**

Welded Feet 41+ sections (4 feet) **£381.60**

(all prices shown are inc VAT)



ADDITIONAL EXTRAS:

Underneath Connections + **£206.40**

When ordering with feet between 21 and 40 sections, we recommend that you order an odd number of sections as these are supplied with three fixings.



For instructions and more information



MAIN IMAGE: Shown in Grey Aluminium RAL 9007
INSET IMAGE: Shown in White RAL 9010

BENCH

MODEL	HEIGHT (mm)	WIDTH (mm)	PIPE CENTRES (mm)	WATTS Δt 50°C	BTUs Δt 50°C	WHITE (inc VAT)	ULTRA MATT BLACK (inc VAT)	RAL COLOUR / FINISHES (inc VAT)	WEIGHT (kgs)
5 COLUMN									
Bench 5/700	434	700	530	565	1928	£1,020.00	£1,224.00	£1,324.80	26
Bench 5/850	434	850	680	685	2337	£1,117.20	£1,341.60	£1,456.80	29
Bench 5/1000	434	1000	830	815	2781	£1,243.20	£1,492.80	£1,615.20	34
Bench 5/1300	434	1300	1130	1045	3566	£1,536.00	£1,843.20	£1,995.60	42
Bench 5/1600	434	1600	1430	1250	4265	£1,855.20	£2,227.20	£2,412.00	48
Bench 5/1900	434	1900	1730	1485	5067	£2,127.60	£2,552.40	£2,766.00	54
Bench 5/2100	434	2100	1930	1650	5630	£2,307.60	£2,769.60	£2,998.80	60
Bench 5/2600	434	2600	2430	2015	6875	£2,857.20	£3,428.40	£3,714.00	80
Bench 5/2900	434	2900	2730	2245	7660	£3,133.20	£3,759.60	£4,072.80	87
6 COLUMN									
Bench 6/700	480	700	530	678	2313	£1,077.60	£1,292.40	£1,399.20	30
Bench 6/850	480	850	680	822	2805	£1,182.00	£1,419.60	£1,536.00	34
Bench 6/1000	480	1000	830	978	3337	£1,317.60	£1,580.40	£1,711.20	41
Bench 6/1300	480	1300	1130	1254	4279	£1,646.40	£1,975.20	£2,138.40	50
Bench 6/1600	480	1600	1430	1500	5118	£1,998.00	£2,397.60	£2,595.60	58
Bench 6/1900	480	1900	1730	1782	6080	£2,290.80	£2,750.40	£2,978.40	68
Bench 6/2100	480	2100	1930	1980	6756	£2,486.40	£2,984.40	£3,230.40	77
Bench 6/2600	480	2600	2430	2418	8250	£3,075.60	£3,691.20	£3,997.20	86
Bench 6/2900	480	2900	2730	2694	9192	£3,214.80	£3,856.80	£4,179.60	104

* 5-7 weeks delivery

For the most accurate and current lead times, please contact the sales team.

VALVES & ACCESSORIES (please see pages 87 - 96)

Other wooden bench tops are available on request.

Available in the following finishes:



Mild steel



5-7 weeks



8 Year Guarantee



White 9016



Ultra Matt Black F02



RAL Colour page 97




Finishes page 98

MAIN IMAGE: Shown in White RAL 9016
INSET IMAGE: Shown in Anthracite 7016 Texture



For instructions and more information



MODUS ELECTRIC VERTICAL

MODEL	HEIGHT (mm)	WIDTH (mm)	DEPTH (mm)	NO. OF SECTIONS	ELECTRIC ELEMENT WATTAGE	WHITE 9016 (inc VAT)	ANTHRACITE 7016 TEXTURE (inc VAT)	ULTRA MATT BLACK (inc VAT)	RAL COLOUR / FINISHES (inc VAT)	WEIGHT (kgs)
2 COLUMN										
Modus-E 2.1800/7	1920	346	62	7	1200	£1,104.00	£1,326.00	£1,326.00	£1,435.20	34
Modus-E 2.1800/11	1920	530	62	11	1500	£1,274.40	£1,528.80	£1,528.80	£1,654.80	49

* All items in bold – next working day delivery * All items not in bold – 7 working days delivery



Slip-on Feet (In Pairs) Available in White, Anthracite or RAL/Finishes. + £93.60 (inc VAT)

ACCESSORIES (please see pages 94 - 96)

Wall to front face = 87mm

When ordering a RAL colour please state which element finish you require

Available in the following finishes:



Mild steel



All items in bold next working day



Year Guarantee 2 years on element



White 9016



Anthracite 7016 Texture



Ultra Matt Black F02



RAL Colour page 97




Finishes page 98

+ 48

MAIN IMAGE: Shown in Bare Metal
INSET IMAGE: Shown in Black Nickel Lacquer



For instructions and more information



MODUS ELECTRIC LACQUERED VERTICAL

MODEL	HEIGHT (mm)	WIDTH (mm)	DEPTH (mm)	NO. OF SECTIONS	ELECTRIC ELEMENT WATTAGE	BARE METAL LACQUER (inc VAT)	COPPER, BLACK NICKEL, BRASS (inc VAT)	WEIGHT (kgs)
2 COLUMN								
Modus-EB 2.1800/7	1920	346	62	7	1200	£1,435.20	£1,864.80	34
Modus-EB 2.1800/11	1920	530	62	11	1500	£1,654.80	£2,151.60	49

* All items in bold – next working day delivery * All items not in bold – 7 working days delivery



Slip-on Feet (In Pairs) Available in Bare Metal, Copper, Black Nickel & Brass Lacquer. + £93.60 (inc VAT)

ACCESSORIES (please see pages 94 - 96)

Wall to front face = 87mm

When ordering a lacquered finish please state which element finish you require

Available in the following finishes:



Mild steel



All items in bold next working day



Year Guarantee 2 years on element



Bare Metal Lacquer



Copper Lacquer



Black Nickel Lacquer




Brass Lacquer

49 +

MAIN IMAGE: Shown in White RAL 9016
INSET IMAGE: Shown in Anthracite 7016 Texture




For instructions and more information



MAIN IMAGE: Shown in Bare Metal
INSET IMAGE: Shown in Brass Lacquer



For instructions and more information



MODUS ELECTRIC HORIZONTAL

MODEL	HEIGHT (mm)	WIDTH (mm)	DEPTH (mm)	NO. OF SECTIONS	ELECTRIC ELEMENT WATTAGE	WHITE 9016 (inc VAT)	ANTHRACITE 7016 TEXTURE (inc VAT)	ULTRA MATT BLACK (inc VAT)	RAL COLOUR / FINISHES (inc VAT)	WEIGHT (kgs)
2 COLUMN										
Modus-E 2.600/13	600	692	62	13	600	£655.20	£786.00	£786.00	£850.80	21
Modus-E 2.600/17	600	876	62	17	900	£819.60	£982.80	£982.80	£1,066.80	27
Modus-E 2.600/21	600	1060	62	21	1200	£987.60	£1,184.40	£1,184.40	£1,282.80	33
Modus-E 2.600/26	600	1290	62	26	1500	£1,156.80	£1,388.40	£1,388.40	£1,504.80	39
3 COLUMN										
Modus-E 3.600/13	600	692	100	13	900	£693.60	£832.80	£832.80	£898.80	28
Modus-E 3.600/17	600	876	100	17	1200	£876.00	£1,050.00	£1,050.00	£1,136.40	38
Modus-E 3.600/21	600	1060	100	21	1500	£1,059.60	£1,273.20	£1,273.20	£1,381.20	48
Modus-E 3.600/26	600	1290	100	26	2000	£1,244.40	£1,492.80	£1,492.80	£1,617.60	57
4 COLUMN										
Modus-E 4.600/13	600	692	136	13	1200	£748.80	£898.80	£898.80	£970.80	42
Modus-E 4.600/17	600	876	136	17	1500	£961.20	£1,201.20	£1,201.20	£1,245.60	55
Modus-E 4.600/21	600	1060	136	21	2000	£1,171.20	£1,406.40	£1,406.40	£1,522.80	66
Modus-E 4.600/26	600	1290	136	26	2000	£1,383.60	£1,658.40	£1,658.40	£1,796.40	78

* All items in bold – next working day delivery * All items not in bold – 7 working days delivery

MODUS ACCESSORIES (please see page 46)

ACCESSORIES (please see pages 94 - 96)

When ordering a RAL colour please state which element finish you require



Controller included

Available in the following finishes:



+ 50

Mild steel
All items in bold next working day
Year Guarantee 2 years on element

White 9016
Anthracite 7016 Texture
Ultra Matt Black F02
RAL Colour page 97
Finishes page 98

MODUS ELECTRIC LACQUERED HORIZONTAL

MODEL	HEIGHT (mm)	WIDTH (mm)	DEPTH (mm)	NO. OF SECTIONS	ELECTRIC ELEMENT WATTAGE	BARE METAL LACQUER (inc VAT)	COPPER, BLACK NICKEL, BRASS (inc VAT)	WEIGHT (kgs)
2 COLUMN								
Modus-EB 2.600/13	600	692	62	13	600	£850.80	£1,104.00	21
Modus-EB 2.600/17	600	876	62	17	900	£1,066.80	£1,386.00	27
Modus-EB 2.600/21	600	1060	62	21	1200	£1,282.80	£1,668.00	33
Modus-EB 2.600/26	600	1290	62	26	1500	£1,504.80	£1,954.80	39
3 COLUMN								
Modus-EB 3.600/13	600	692	100	13	900	£898.80	£1,166.40	28
Modus-EB 3.600/17	600	876	100	17	1200	£1,136.40	£1,477.20	38
Modus-EB 3.600/21	600	1060	100	21	1500	£1,381.20	£1,792.80	48
Modus-EB 3.600/26	600	1290	100	26	2000	£1,617.60	£2,103.60	57
4 COLUMN								
Modus-EB 4.600/13	600	692	136	13	1200	£970.80	£1,262.40	42
Modus-EB 4.600/17	600	876	136	17	1500	£1,245.60	£1,618.80	55
Modus-EB 4.600/21	600	1060	136	21	2000	£1,522.80	£1,978.80	66
Modus-EB 4.600/26	600	1290	136	26	2000	£1,796.40	£2,336.40	78

* All items in bold – next working day delivery * All items not in bold – 7 working days delivery

MODUS ACCESSORIES (please see page 46)

ACCESSORIES (please see pages 94 - 96)

When ordering a lacquered finish please state which element finish you require



Controller included

Available in the following finishes:



Mild steel
All items in bold next working day
Year Guarantee 2 years on element

Bare Metal Lacquer
Copper Lacquer
Black Nickel Lacquer
Brass Lacquer


51 +

VERTICAL

NEW AVAILABLE FROM SEPTEMBER



For instructions and more information



MAIN AND INSET IMAGES: Shown in Antique Brass

MAIN IMAGE: Shown in Antique Brass

ICENI ELECTRIC

MAIN IMAGE: Shown in Antique Brass

HORIZONTAL

+ 52

MODEL	HEIGHT (mm)	WIDTH (mm)	ELECTRIC ELEMENT WATTAGE	ANTIQUE BRASS (inc VAT)	WEIGHT (kgs)
VERTICAL					
Iceni 1600/54	1600	540	2000	£816.00	19

MODEL	HEIGHT (mm)	WIDTH (mm)	ELECTRIC ELEMENT WATTAGE	ANTIQUE BRASS (inc VAT)	WEIGHT (kgs)
HORIZONTAL					
Iceni 600/90	600	900	2000	£684.00	16

* Next working day delivery

Wall to front face = 90mm



Aluminium



Next working day



2 Year Guarantee

Available in the following finish:




Antique Brass

53 +

NEW AVAILABLE FROM SEPTEMBER



For instructions and more information



MAIN IMAGE: Shown in Black 9005 Texture
INSET IMAGE: Shown in White 9016 Texture and Anthracite 7016 Texture

BGO ELECTRIC

MODEL	HEIGHT (mm)	WIDTH (mm)	ELECTRIC ELEMENT WATTAGE	WHITE 9016 TEXTURE (inc VAT)	ANTHRACITE 7016 TEXTURE (inc VAT)	BLACK 9005 TEXTURE (inc VAT)	WEIGHT (kgs)
BGO 1600/6	1600	550	2000	£660.00	£660.00	£660.00	18

* Next working day delivery

Wall to front face = 90mm

Available in the following finishes:



Aluminium



Next working day



Year Guarantee



VERANO
GLOBAL



For full product details



TRENCH GRILLES

We can provide a wide range of grilles including, but not limited to, laser-cut bespoke designs, curved, angled and roll-up grilles, in a wide range of materials and finishes to suit your requirements. All of these can be provided on a new trench, or as a replacement to an existing unit you may have.

SILENT TRENCH

- High power with less noise!
- A 30 decibel (dB) sound is the equivalent to a soft whisper
- All fittings and connections supplied as standard
- Shallow trench depth of 90mm
- Wi-Fi digital room thermostat
- Choice of grilles



VERANO
GLOBAL

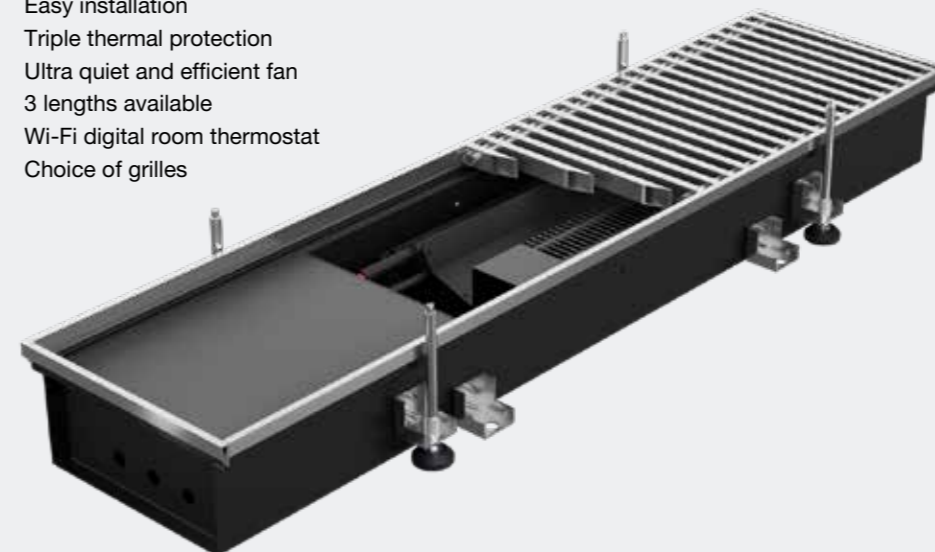


For full product details



ELECTRIC TRENCH

- Easy installation
- Triple thermal protection
- Ultra quiet and efficient fan
- 3 lengths available
- Wi-Fi digital room thermostat
- Choice of grilles



For full product details



MAIN AND INSET IMAGE: Shown in Anthracite 7016 Texture




For more information on the central heating version




For electric information and pricing



MAIN AND INSET IMAGE: Tesoro shown in Infinity Steel with additional Oak veneered shelves



For more information on the central heating version



For electric information and pricing



AZURA

Wall to front face = 148-159mm
Wall to pipe centre = 64-75mm

MODEL	HEIGHT (mm)	WIDTH (mm)	PIPE CENTRES (mm)	WATTS Δt 50°C	BTUs Δt 50°C	ELECTRIC ELEMENT WATTAGE	WHITE / ANTHRACITE (inc VAT)	ULTRA MATT BLACK (inc VAT)	RAL COLOUR / FINISHES (inc VAT)	WEIGHT (kgs)
Azura 50/80	850	500	80	520	1774	300	£314.40	£378.00	£409.20	15
Azura 50/130	1300	500	80	784	2673	600	£441.60	£530.40	£570.00	22

* All items in bold – next working day delivery * All items not in bold – 7 working days delivery

MODEL	DUAL FUEL & ELECTRIC ONLY OPTIONS (add cost to price of towel rail)	PRICE
DF-E	Dual fuel supplied with Essential element, matching cap & t-piece	£88.80
DF-T	Dual fuel supplied with thermostatic (TEC) element with matching t-piece	£144.00
EO-E	Electric only, pre-filled with Essential element & matching cap	£157.20
EO-T	Electric only, pre-filled with thermostatic (TEC) element	£258.00

VALVES & ACCESSORIES (please see pages 84 - 96)

The Azura can be mounted right or left handed

Available in the following finishes:



+ 56

TESORO

Wall to front face = 155-165mm
Wall to pipe centre = 60-70mm

MODEL	HEIGHT (mm)	WIDTH (mm)	PIPE CENTRES (mm)	WATTS Δt 50°C	BTUs Δt 50°C	ELECTRIC ELEMENT WATTAGE	WHITE / ANTHRACITE (inc VAT)	ULTRA MATT BLACK (inc VAT)	RAL COLOUR / FINISHES (inc VAT)	INFINITY STEEL (PVD) (inc VAT)	WEIGHT (kgs)
Tesoro 50/80	800	500	465	523	1785	300	£328.80	£394.80	£428.40	£499.20	12
Tesoro 50/120	1200	500	465	785	2678	600	£454.80	£546.00	£592.80	£734.40	15
Tesoro 50/160	1600	500	465	1126	3844	900	£646.80	£776.40	£840.00	£970.80	22

* All items in bold – next working day delivery * All items not in bold – 7 working days delivery

MODEL	DUAL FUEL & ELECTRIC ONLY OPTIONS (add cost to price of towel rail)	PRICE
DF-E	Dual fuel supplied with Essential element, matching cap & t-piece	£88.80
DF-T	Dual fuel supplied with thermostatic (TEC) element with matching t-piece	£144.00
EO-E	Electric only, pre-filled with Essential element & matching cap	£157.20
EO-T	Electric only, pre-filled with thermostatic (TEC) element	£258.00

VALVES & ACCESSORIES (please see pages 84 - 96)

Tesoro Oak Veneered Shelf + **£117.60**

Available in the following finishes:



57 +

MAIN IMAGE: Shown in Infinity Steel
INSET IMAGE: Shown in Black RAL 9005 Matt



For more information on the central heating version



For electric information and pricing



MAIN IMAGE: Shown in Brushed Brass
INSET IMAGE: Shown in Brushed Nickel



For more information on the central heating version



For electric information and pricing



STALIA

Wall to front face = 79-89mm
Wall to pipe centre = 60-70mm

MODEL	HEIGHT (mm)	WIDTH (mm)	PIPE CENTRES (mm)	WATTS Δt 50°C	BTUs Δt 50°C	ELECTRIC ELEMENT WATTAGE	WHITE / ANTHRACITE / BLACK (inc VAT)	ULTRA MATT BLACK (inc VAT)	RAL COLOUR / FINISHES (inc VAT)	INFINITY STEEL (PVD) (inc VAT)	WEIGHT (kgs)
Stalia 50/80	800	500	465	285	973	300	£170.40	£270.00	£295.20	£349.20	8
Stalia 50/120	1200	500	465	428	1461	300	£225.60	£325.20	£351.60	£471.60	10
Stalia 50/160	1600	500	465	570	1947	600	£295.20	£394.80	£420.00	£597.60	15

* All items in bold – next working day delivery * All items not in bold – 7 working days delivery

MODEL	DUAL FUEL & ELECTRIC ONLY OPTIONS (add cost to price of towel rail)	PRICE
DF-E	Dual fuel supplied with Essential element, matching cap & t-piece	£88.80
DF-T	Dual fuel supplied with thermostatic (TEC) element with matching t-piece	£144.00
EO-E	Electric only, pre-filled with Essential element & matching cap	£157.20
EO-T	Electric only, pre-filled with thermostatic (TEC) element	£258.00

VALVES & ACCESSORIES (please see pages 84 - 96)

Available in the following finishes:



+ 58 Mild steel All Items in bold next working day Year Guarantee White 9016 Anthracite 7016 Texture Black 9005 Matt Ultra Matt Black F02 RAL Colour page 97 Finishes page 98 Infinity Steel

KYLO

Wall to front face = 82mm
Wall to pipe centre = 65mm

MODEL	HEIGHT (mm)	WIDTH (mm)	PIPE CENTRES (mm)	WATTS Δt 50°C	BTUs Δt 50°C	ELECTRIC ELEMENT WATTAGE	BRUSHED BRASS	BRUSHED NICKEL	WEIGHT (kgs)
Kylo 50/80	800	500	470	225	768	300	£349.20	£349.20	5
Kylo 50/120	1200	500	470	337	1150	600	£469.20	£469.20	7
Kylo 50/160	1600	500	470	449	1532	600	£598.80	£598.80	10

* Next working day delivery

MODEL	DUAL FUEL & ELECTRIC ONLY OPTIONS (add cost to price of towel rail)	PRICE
DF-E	Dual fuel supplied with Essential element, matching cap & t-piece	£88.80
DF-T	Dual fuel supplied with thermostatic (TEC) element with matching t-piece	£144.00
EO-E	Electric only, pre-filled with Essential element & matching cap	£157.20
EO-T	Electric only, pre-filled with thermostatic (TEC) element	£258.00

VALVES & ACCESSORIES (please see pages 84 - 96)

Available in the following finishes:



Mild steel Next working day Year Guarantee



Brushed Brass Brushed Nickel

MAIN IMAGE: Shown in Signal Black RAL 9004 Matt
INSET IMAGE: Shown in Cream RAL 9001



For more information on the central heating version




For electric information and pricing



MAIN IMAGE: Shown in May Green RAL 6017
INSET IMAGE: Shown in Anthracite 7016 Texture



For more information on the central heating version



For electric information and pricing



VULCANO T

Wall to front face = 105mm
Wall to pipe centre = 70mm

MODEL	HEIGHT (mm)	WIDTH (mm)	PIPE CENTRES (mm)	WATTS Δt 50°C	BTUs Δt 50°C	ELECTRIC ELEMENT WATTAGE	WHITE (inc VAT)	ANTHRACITE 7016 TEXTURE (inc VAT)	RAL COLOUR / FINISHES (inc VAT)	WEIGHT (kgs)
VUT 50/70	720	486	450	361	1232	300	£468.00	£468.00	£513.60	9
VUT 50/120	1160	486	450	587	2003	300	£621.60	£621.60	£684.00	15
VUT 50/140	1440	486	450	677	2310	600	£728.40	£728.40	£800.40	18
VUT 50/170	1720	486	450	790	2695	600	£1,016.40	£1,016.40	£1,117.20	21
VUT 60/70	720	586	550	435	1484	300	£544.80	£544.80	£600.00	10
VUT 60/120	1160	586	550	708	2416	600	£688.80	£688.80	£757.20	18
VUT 60/140	1440	586	550	816	2784	600	£794.40	£794.40	£873.60	20
VUT 60/170	1720	586	550	953	3252	900	£1,081.20	£1,081.20	£1,189.20	24
VUT 75/70	720	746	710	554	1890	300	£596.40	£596.40	£656.40	13
VUT 75/120	1160	746	710	901	3074	600	£754.80	£754.80	£830.40	22
VUT 75/140	1440	746	710	1039	3545	900	£926.40	£926.40	£1,021.20	25
VUT 75/170	1720	746	710	1213	4139	900	£1,147.20	£1,147.20	£1,262.40	30

* All items in bold – 7 working days delivery * All items not in bold – 4-6 weeks delivery

MODEL	DUAL FUEL & ELECTRIC ONLY OPTIONS (add cost to price of towel rail)	
DF-E	Dual fuel supplied with Essential element, matching cap & t-piece	£88.80
DF-T	Dual fuel supplied with thermostatic (TEC) element with matching t-piece	£144.00
EO-E	Electric only, pre-filled with Essential element & matching cap	£157.20
EO-T	Electric only, pre-filled with thermostatic (TEC) element	£258.00

VALVES & ACCESSORIES (please see pages 84 - 96)

Available in the following finishes:



Low Water Content



Mild steel



All Items in bold 7 working days



Year Guarantee



White 9016



Anthracite 7016 Texture



RAL Colour page 97



Finishes page 98

TORNADO T

Wall to front face = 105mm
Wall to pipe centre = 70mm

MODEL	HEIGHT (mm)	WIDTH (mm)	PIPE CENTRES (mm)	WATTS Δt 50°C	BTUs Δt 50°C	ELECTRIC ELEMENT WATTAGE	WHITE (inc VAT)	ANTHRACITE 7016 TEXTURE (inc VAT)	RAL COLOUR / FINISHES (inc VAT)	WEIGHT (kgs)
TOT 50/80	750	486	450	567	1935	300	£450.00	£450.00	£495.60	10
TOT 50/120	1200	486	450	718	2450	600	£526.80	£526.80	£578.40	15
TOT 50/150	1440	486	450	865	2951	600	£694.80	£694.80	£765.60	19
TOT 50/180	1720	486	450	1169	3989	900	£810.00	£810.00	£894.00	23
TOT 60/80	750	586	550	680	2320	600	£462.00	£462.00	£507.60	11
TOT 60/120	1200	586	550	860	2934	600	£548.40	£548.40	£604.80	15
TOT 60/150	1440	586	550	1048	3576	900	£720.00	£720.00	£792.00	21
TOT 60/180	1720	586	550	1395	4760	900	£854.40	£854.40	£939.60	26
TOT 75/80	750	746	710	813	2774	600	£514.80	£514.80	£567.60	15
TOT 75/120	1200	746	710	1096	3740	900	£600.00	£600.00	£661.20	21
TOT 75/150	1440	746	710	1279	4364	900	£770.40	£770.40	£848.40	27
TOT 75/180	1720	746	710	1692	5773	900	£920.40	£920.40	£1,014.00	33

* All items in bold – 7 working days delivery * All items not in bold – 4-6 weeks delivery

MODEL	DUAL FUEL & ELECTRIC ONLY OPTIONS (add cost to price of towel rail)	
DF-E	Dual fuel supplied with Essential element, matching cap & t-piece	£88.80
DF-T	Dual fuel supplied with thermostatic (TEC) element with matching t-piece	£144.00
EO-E	Electric only, pre-filled with Essential element & matching cap	£157.20
EO-T	Electric only, pre-filled with thermostatic (TEC) element	£258.00

VALVES & ACCESSORIES (please see pages 84 - 96)

Available in the following finishes:



Mild steel



All Items in bold 7 working days



Year Guarantee



White 9016



Anthracite 7016 Texture



RAL Colour page 97



Finishes page 98

MAIN IMAGE: Shown in Chrome
INSET IMAGE: Shown in Chrome



For more information on the central heating version



For electric information and pricing



MAIN IMAGE: Shown in Turquoise Blue RAL 5018
INSET IMAGE: Shown in Chrome



For more information on the central heating version



For electric information and pricing



METRO (STRAIGHT)

Wall to front face = 87-97mm
Wall to pipe centre = 78-88mm

MODEL	HEIGHT (mm)	WIDTH (mm)	PIPE CENTRES (mm)	WATTS Δt 50°C	BTUs Δt 50°C	ELECTRIC ELEMENT WATTAGE	WHITE (inc VAT)	CHROME (inc VAT)	ULTRA MATT BLACK (inc VAT)	RAL COLOUR / FINISHES (inc VAT)	WEIGHT (kgs)
Metro 30/80	800	300	255	325	1109	300	£81.60	£114.00	£181.20	£214.80	4
Metro 30/120	1200	300	255	490	1672	300	£110.40	£174.00	£210.00	£242.40	6
Metro 40/80	800	400	355	370	1263	300	£88.80	£135.60	£189.60	£222.00	5
Metro 40/120	1200	400	355	530	1809	300	£120.00	£192.00	£220.80	£253.20	8
Metro 40/180	1800	400	355	840	2866	900	£169.20	£254.40	£268.80	£301.20	12
Metro 50/80	800	500	455	420	1433	300	£104.40	£141.60	£204.00	£236.40	6
Metro 50/100	1000	500	455	538	1836	300	-	£182.40	-	-	8
Metro 50/120	1200	500	455	600	2047	600	£130.80	£202.80	£230.40	£264.00	9
Metro 50/150	1500	500	455	750	2559	600	£146.40	£248.40	£246.00	£279.60	13
Metro 50/180	1800	500	455	925	3156	900	£186.00	£290.40	£286.80	£319.20	15
Metro 60/80	800	600	555	445	1518	300	£108.00	£159.60	£207.60	£240.00	7
Metro 60/100	1000	600	555	589	2010	600	-	£176.40	-	-	9
Metro 60/120	1200	600	555	710	2422	600	£144.00	£224.40	£243.60	£277.20	10
Metro 60/150	1500	600	555	900	3070	600	£160.80	£280.80	£260.40	£292.80	13
Metro 60/180	1800	600	555	1107	3777	900	£208.80	£327.60	£308.40	£342.00	15

* All items in bold – next working day delivery * All items not in bold – 7 working days delivery * Chrome finish reduces output by up to 20%

MODEL	DUAL FUEL & ELECTRIC ONLY OPTIONS (add cost to price of towel rail)	
DF-E	Dual fuel supplied with Essential element, matching cap & t-piece	£88.80
DF-T	Dual fuel supplied with thermostatic (TEC) element with matching t-piece	£144.00
EO-E	Electric only, pre-filled with Essential element & matching cap	£157.20
EO-T	Electric only, pre-filled with thermostatic (TEC) element	£258.00

VALVES & ACCESSORIES (please see pages 84 - 96)

Available in the following finishes:



Mild steel



All Items in bold next working day



Year Guarantee



White 9016



Chrome



Ultra Matt Black F02



RAL Colour page 97



Finishes page 98

ORION (CURVED)

Wall to front face = 90-100mm
Wall to pipe centre = 67-77mm

MODEL	HEIGHT (mm)	WIDTH (mm)	PIPE CENTRES (mm)	WATTS Δt 50°C	BTUs Δt 50°C	ELECTRIC ELEMENT WATTAGE	WHITE (inc VAT)	CHROME (inc VAT)	ULTRA MATT BLACK (inc VAT)	RAL COLOUR / FINISHES (inc VAT)	WEIGHT (kgs)
Orion 50/80	800	500	455	420	1433	300	£100.80	£154.80	£200.40	£232.80	6
Orion 50/100	1000	500	455	538	1836	300	-	£186.00	-	-	7
Orion 50/120	1200	500	455	600	2047	600	£134.40	£219.60	£234.00	£266.40	9
Orion 50/150	1500	500	455	750	2559	600	£163.20	£266.40	£262.80	£296.40	11
Orion 50/180	1800	500	455	925	3156	900	£193.20	£303.60	£292.80	£325.20	14
Orion 60/80	800	600	555	490	1672	300	£111.60	£176.40	£211.20	£243.60	7
Orion 60/100	1000	600	555	589	2010	600	-	£205.20	-	-	10
Orion 60/120	1200	600	555	710	2423	600	£148.80	£238.80	£248.40	£282.00	12
Orion 60/150	1500	600	555	900	3070	600	£166.80	£297.60	£266.40	£298.80	13
Orion 60/180	1800	600	555	1107	3777	900	£216.00	£346.80	£315.60	£348.00	15

* All items in bold – next working day delivery * All items not in bold – 7 working days delivery * Chrome finish reduces output by up to 20%

MODEL	DUAL FUEL & ELECTRIC ONLY OPTIONS (add cost to price of towel rail)	
DF-E	Dual fuel supplied with Essential element, matching cap & t-piece	£88.80
DF-T	Dual fuel supplied with thermostatic (TEC) element with matching t-piece	£144.00
EO-E	Electric only, pre-filled with Essential element & matching cap	£157.20
EO-T	Electric only, pre-filled with thermostatic (TEC) element	£258.00

VALVES & ACCESSORIES (please see pages 84 - 96)

Available in the following finishes:



Mild steel



All Items in bold next working day



Year Guarantee



White 9016



Chrome



Ultra Matt Black F02



RAL Colour page 97



Finishes page 98

MAIN IMAGE: Shown in Infinity Steel
INSET IMAGE: Shown in White RAL 9016



COVE TR

Wall to front face = 90-95mm
Wall to pipe centre = 50-55mm

MODEL	HEIGHT (mm)	WIDTH (mm)	PIPE CENTRES (mm)	WATTS Δt 50°C	BTUs Δt 50°C	ELECTRIC ELEMENT WATTAGE	WHITE / ANTHRACITE (inc VAT)	ULTRA MATT BLACK (inc VAT)	RAL COLOUR / FINISHES (inc VAT)	INFINITY STEEL (PVD) (inc VAT)	WEIGHT (kgs)
Cove TR50/80	826	500	450	410	1399	600	£207.60	£307.20	£334.80	£417.60	12
Cove TR50/120	1120	500	450	550	1877	900	£254.40	£354.00	£380.40	£640.80	17
Cove TR50/150	1535	500	450	700	2388	900	£349.20	£448.80	£475.20	£692.40	22

* All items in bold – next working day delivery * All items not in bold – 7 working days delivery

MODEL	DUAL FUEL & ELECTRIC ONLY OPTIONS (add cost to price of towel rail)	PRICE
DF-E	Dual fuel supplied with Essential element, matching cap & t-piece	£88.80
DF-T	Dual fuel supplied with thermostatic (TEC) element with matching t-piece	£144.00
EO-E	Electric only, pre-filled with Essential element & matching cap	£157.20
EO-T	Electric only, pre-filled with thermostatic (TEC) element	£258.00

VALVES & ACCESSORIES (please see pages 84 - 96)

Available in the following finishes:



MAIN IMAGE: Shown in Brushed Brass
INSET IMAGE: Shown in Brushed Nickel



BONHAM

Wall to front face = 88-100mm
Wall to pipe centre = 72-94mm

MODEL	HEIGHT (mm)	WIDTH (mm)	PIPE CENTRES (mm)	WATTS Δt 50°C	BTUs Δt 50°C	ELECTRIC ELEMENT WATTAGE	BRUSHED BRASS	BRUSHED NICKEL	WEIGHT (kgs)
Bonham 50/70	700	500	468	389	1328	300	£360.00	£360.00	5
Bonham 50/120	1190	500	468	536	1827	600	£546.00	£546.00	9
Bonham 50/160	1540	500	468	713	2433	600	£672.00	£672.00	12


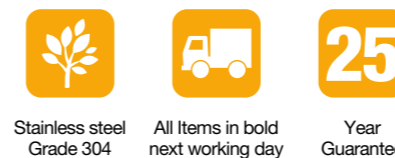
* Next working day delivery

MODEL	DUAL FUEL & ELECTRIC ONLY OPTIONS (add cost to price of towel rail)	PRICE
DF-E	Dual fuel supplied with Essential element, matching cap & t-piece	£88.80
DF-T	Dual fuel supplied with thermostatic (TEC) element with matching t-piece	£144.00
EO-E	Electric only, pre-filled with Essential element & matching cap	£157.20
EO-T	Electric only, pre-filled with thermostatic (TEC) element	£258.00

VALVES & ACCESSORIES (please see pages 84 - 96)

The brackets are designed to be installed using the smallest measurement – however, the adjustment is available, where required, for fitting purposes

Available in the following finishes:



MAIN AND INSET IMAGE: Shown in Polished Stainless Steel



For more information on the central heating version



For electric information and pricing



Wall to front face = 90-95mm
Wall to pipe centre = 50-55mm

COVE STR

MODEL	HEIGHT (mm)	WIDTH (mm)	PIPE CENTRES (mm)	WATTS Δt 50°C	BTUs Δt 50°C	ELECTRIC ELEMENT WATTAGE	POLISHED STAINLESS (inc VAT)	ULTRA MATT BLACK (inc VAT)	RAL COLOUR / FINISHES (inc VAT)	WEIGHT (kgs)
Cove STR50/80	826	500	450	410	1399	600	£524.40	£628.80	£675.60	10
Cove STR50/120	1120	500	450	550	1877	900	£648.00	£777.60	£841.20	13
Cove STR50/150	1535	500	450	700	2388	900	£896.40	£1,076.40	£1,162.80	16

* All items in bold – next working day delivery * All items not in bold – 7 working days delivery

MODEL	DUAL FUEL & ELECTRIC ONLY OPTIONS (add cost to price of towel rail)	
DF-E	Dual fuel supplied with Essential element, matching cap & t-piece	£88.80
DF-T	Dual fuel supplied with thermostatic (TEC) element with matching t-piece	£144.00
EO-E	Electric only, pre-filled with Essential element & matching cap	£157.20
EO-T	Electric only, pre-filled with thermostatic (TEC) element	£258.00

VALVES & ACCESSORIES (please see pages 84 - 96)

Available in the following finishes:



Stainless steel Grade 304



All Items in bold next working day



Year Guarantee



Polished Stainless



Ultra Matt Black F02




RAL Colour page 97



Finishes page 98

MAIN IMAGE: Shown in Brushed Stainless Steel
INSET IMAGE: Shown in Polished Stainless Steel



For more information on the central heating version



For electric information and pricing



Wall to front face = 76-86mm
Wall to pipe centre = 65-75mm

LIANA

MODEL	HEIGHT (mm)	WIDTH (mm)	PIPE CENTRES (mm)	WATTS Δt 50°C	BTUs Δt 50°C	ELECTRIC ELEMENT WATTAGE	BRUSHED STAINLESS (inc VAT)	POLISHED STAINLESS (inc VAT)	ULTRA MATT BLACK (inc VAT)	RAL COLOUR / FINISHES (inc VAT)	WEIGHT (kgs)
Liana 30/80	800	300	270	171	584	300	£325.20	£343.20	£411.60	£444.00	4
Liana 30/100	1000	300	270	225	768	300	£416.40	£426.00	£512.40	£554.40	5
Liana 30/120	1200	300	270	257	877	300	£486.00	£510.00	£612.00	£661.20	7
Liana 45/80	800	450	420	213	727	300	£392.40	£409.20	£490.80	£531.60	5
Liana 45/100	1000	450	420	274	935	300	£484.80	£511.20	£613.20	£664.80	7
Liana 45/120	1200	450	420	319	1089	300	£579.60	£610.80	£733.20	£794.40	8
Liana 45/150	1500	450	420	410	1399	600	£735.60	£763.20	£916.80	£991.20	9
Liana 45/180	1800	450	420	480	1638	600	£841.20	£884.40	£1,060.80	£1,150.80	12
Liana 60/80	800	600	570	244	833	300	£452.40	£475.20	£570.00	£614.40	6
Liana 60/100	1000	600	570	326	1113	300	£566.40	£592.80	£711.60	£770.40	7
Liana 60/120	1200	600	570	366	1249	300	£675.60	£709.20	£850.80	£922.80	9

* All items in bold – next working day delivery * All items not in bold – 7 working days delivery

MODEL	DUAL FUEL & ELECTRIC ONLY OPTIONS (add cost to price of towel rail)	
DF-E	Dual fuel supplied with Essential element, matching cap & t-piece	£88.80
DF-T	Dual fuel supplied with thermostatic (TEC) element with matching t-piece	£144.00
EO-E	Electric only, pre-filled with Essential element & matching cap	£157.20
EO-T	Electric only, pre-filled with thermostatic (TEC) element	£258.00

VALVES & ACCESSORIES (please see pages 84 - 96)

The brackets are designed to be installed using the smallest measurement – however, the adjustment is available, where required, for fitting purposes

Available in the following finishes:



Stainless steel Grade 304



All Items in bold next working day



Year Guarantee



Brushed Stainless



Polished Stainless



Ultra Matt Black F02



RAL Colour page 97



Finishes page 98

MAIN AND INSET IMAGE: Shown in Polished Stainless Steel



For more information on the central heating version



For electric information and pricing



MAIN AND INSET IMAGE: Shown in Polished Stainless Steel



For more information on the central heating version



For electric information and pricing



SIENA (STRAIGHT)

Wall to front face = 88-100mm
Wall to pipe centre = 72-94mm

MODEL	HEIGHT (mm)	WIDTH (mm)	PIPE CENTRES (mm)	WATTS Δt 50°C	BTUs Δt 50°C	ELECTRIC ELEMENT WATTAGE	POLISHED STAINLESS (inc VAT)	ULTRA MATT BLACK (inc VAT)	RAL COLOUR / FINISHES (inc VAT)	WEIGHT (kgs)
Siena 40/49	490	400	368	196	667	150	£202.80	£243.60	£291.60	4
Siena 75/49	490	750	718	389	1328	300	£264.00	£318.00	£368.40	5
Siena 100/49	490	1000	968	446	1523	300	£307.20	£369.60	£428.40	6
Siena 35/70	700	350	318	270	922	300	£252.00	£302.40	£351.60	4
Siena 35/120	1190	350	318	479	1636	300	£372.00	£447.60	£505.20	6
Siena 35/160	1540	350	318	563	1920	600	£462.00	£553.20	£604.80	8
Siena 50/70	700	500	468	389	1328	300	£290.40	£349.20	£381.60	5
Siena 50/120	1190	500	468	536	1827	600	£432.00	£520.80	£573.60	8
Siena 50/160	1540	500	468	713	2433	600	£537.60	£645.60	£717.60	10
Siena 60/70	700	600	568	420	1433	300	£316.80	£380.40	£459.60	6
Siena 60/120	1190	600	568	641	2187	600	£477.60	£573.60	£664.80	9
Siena 60/160	1540	600	568	754	2572	600	£588.00	£705.60	£832.80	11

* All items in bold – next working day delivery * All items not in bold – 7 working days delivery

MODEL	DUAL FUEL & ELECTRIC ONLY OPTIONS (add cost to price of towel rail)	
DF-E	Dual fuel supplied with Essential element, matching cap & t-piece	£88.80
DF-T	Dual fuel supplied with thermostatic (TEC) element with matching t-piece	£144.00
EO-E	Electric only, pre-filled with Essential element & matching cap	£157.20
EO-T	Electric only, pre-filled with thermostatic (TEC) element	£258.00

VALVES & ACCESSORIES (please see pages 84 - 96)

The brackets are designed to be installed using the smallest measurement – however, the adjustment is available, where required, for fitting purposes

Available in the following finishes:



Polished Stainless Ultra Matt Black F02 RAL Colour page 97 Finishes page 98

ZANTE (CURVED)

Wall to front face = 88-100mm
Wall to pipe centre = 72-94mm

MODEL	HEIGHT (mm)	WIDTH (mm)	PIPE CENTRES (mm)	WATTS Δt 50°C	BTUs Δt 50°C	ELECTRIC ELEMENT WATTAGE	POLISHED STAINLESS (inc VAT)	ULTRA MATT BLACK (inc VAT)	RAL COLOUR / FINISHES (inc VAT)	WEIGHT (kgs)
Zante 50/70	700	500	468	389	1328	300	£290.40	£349.20	£444.00	5
Zante 50/120	1190	500	468	536	1827	600	£432.00	£520.80	£640.80	8
Zante 50/160	1540	500	468	713	2433	600	£532.80	£639.60	£801.60	10
Zante 60/70	700	600	568	420	1433	300	£310.80	£373.20	£518.40	6
Zante 60/120	1190	600	568	641	2187	600	£472.80	£567.60	£768.00	9
Zante 60/160	1540	600	568	754	2572	600	£583.20	£699.60	£927.60	11

* All items in bold – next working day delivery * All items not in bold – 7 working days delivery

MODEL	DUAL FUEL & ELECTRIC ONLY OPTIONS (add cost to price of towel rail)	
DF-E	Dual fuel supplied with Essential element, matching cap & t-piece	£88.80
DF-T	Dual fuel supplied with thermostatic (TEC) element with matching t-piece	£144.00
EO-E	Electric only, pre-filled with Essential element & matching cap	£157.20
EO-T	Electric only, pre-filled with thermostatic (TEC) element	£258.00

VALVES & ACCESSORIES (please see pages 84 - 96)

The brackets are designed to be installed using the smallest measurement – however, the adjustment is available, where required, for fitting purposes

Available in the following finishes:



Polished Stainless Ultra Matt Black F02 RAL Colour page 97 Finishes page 98



Stainless steel Grade 304 All Items in bold next working day 25 Year Guarantee



Stainless steel Grade 304 All Items in bold next working day 25 Year Guarantee

MAIN AND INSET IMAGE: Shown in Polished Stainless Steel



For more information on the central heating version



JANGO

Wall to front face = 150-185mm
Wall to pipe centre = 80-115mm

MODEL	HEIGHT (mm)	WIDTH (mm)	PIPE CENTRES (mm)	WATTS Δt 50°C	BTUs Δt 50°C	POLISHED STAINLESS (inc VAT)	ULTRA MATT BLACK (inc VAT)	RAL COLOUR / FINISHES (inc VAT)	WEIGHT (kgs)
Jango 50/80	775	500	50	203	693	£765.60	£918.00	£991.20	8
Jango 50/120	1200	500	50	301	1027	£1,060.80	£1,274.40	£1,381.20	11

* All items in bold – next working day delivery * All items not in bold – 7 working days delivery

VALVES & ACCESSORIES (please see pages 87 - 96)

Duel Fuel & Electric versions not available

Available in the following finishes:



Stainless steel Grade 304



All Items in bold next working day



Year Guarantee



Polished Stainless



Ultra Matt Black F02



RAL Colour page 97



Finishes page 98

LUXURY HANDMADE TRADITIONAL TOWEL RAILS

AVAILABLE FINISHES

GROUP A



Polished Chrome




Brushed Chrome



Polished Nickel



Brushed Nickel




* Un-lacquered Polished Brass



* Un-lacquered Brushed Brass

GROUP B



Lacquered Polished Brass



Matt Lacquered Brushed Brass


GROUP C



Polished Gold



Antique Brass



Matching Crosshead Angled Valves and Sleeving Kit available **£249.60** inc vat (only available when purchased with a Traditional Towel Rail of the same finish)

* **Please note:** the un-lacquered Polished and Brushed Brass finishes are supplied in a raw, un-lacquered state. This means that the base material is unprotected and will discolour in a short period of time. Regular cleaning will be needed to maintain the material finish.

MAIN AND INSET IMAGE: Shown in Un-lacquered Brushed Brass



For more information on the central heating version



For electric information and pricing



CANTLEY

Wall to front face = 145mm


MODEL	HEIGHT (mm)	WIDTH (mm)	WATTS Δt 50°C	BTUs Δt 50°C	ELECTRIC ELEMENT WATTAGE	GROUP A (inc VAT)	GROUP B (inc VAT)	GROUP C (inc VAT)
CANTLEY - WALL MOUNTED								
Cantley-1	836	550	211	720	100	£1,620.00	£1,800.00	£2,552.40
Cantley-2	836	700	247	843	125	£1,850.40	£2,026.80	£2,594.40
Cantley-3	986	700	263	897	125	£1,947.60	£2,127.60	£2,703.60

* 5-7 weeks delivery

VALVES & ACCESSORIES (please see pages 87 - 96)

TRADITIONAL VERSIONS: Electric option + **£350.40** / Dual Fuel option + **£282.00** / Element Cover + **£256.80**

Matching Crosshead Angled Valves & Sleeving Kit **£249.60** (please see page 71)



RAL & Finishes page 97 & 98

Polished Chrome

Brushed Chrome

Polished Nickel

Brushed Nickel

Un-lacquered Polished Brass

Un-lacquered Brushed Brass

Lacquered Polished Brass

Matt Lacquered Brushed Brass

Polished Gold

Antique Brass



Brass



Delivery 5-7 weeks



Year Guarantee

MAIN AND INSET IMAGE: Finished in Polished Chrome



For more information on the central heating version



For electric information and pricing



ICKBURGH

Wall to front face = 138mm


MODEL	HEIGHT (mm)	WIDTH (mm)	WATTS Δt 50°C	BTUs Δt 50°C	ELECTRIC ELEMENT WATTAGE	GROUP A (inc VAT)	GROUP B (inc VAT)	GROUP C (inc VAT)
ICKBURGH - FLOOR MOUNTED								
Ickburgh-1	952	500	180	616	100	£1,352.40	£1,572.00	£2,187.60
Ickburgh-2	952	685	211	721	100	£1,395.60	£1,614.00	£2,222.40
Ickburgh-3	952	837	235	803	100	£1,425.60	£1,646.40	£2,256.00
Ickburgh-4	952	989	261	890	150	£1,480.80	£1,681.20	£2,323.20

* 5-7 weeks delivery

VALVES & ACCESSORIES (please see pages 87 - 96)

TRADITIONAL VERSIONS: Electric option + **£350.40** / Dual Fuel option + **£282.00**

Matching Crosshead Angled Valves & Sleeving Kit **£249.60** (please see page 71)



RAL & Finishes page 97 & 98

Polished Chrome

Brushed Chrome

Polished Nickel

Brushed Nickel

Un-lacquered Polished Brass

Un-lacquered Brushed Brass

Lacquered Polished Brass

Matt Lacquered Brushed Brass

Polished Gold

Antique Brass



Brass



Delivery 5-7 weeks



Year Guarantee

MAIN IMAGE: Floor mounted finished in Polished Gold
 INSET IMAGE: Finished in Brushed Nickel



For more information on the central heating version



For electric information and pricing



MAIN IMAGE: Floor mounted finished in Brushed Nickel
 INSET IMAGE: Finished in Polished Chrome



For more information on the central heating version



For electric information and pricing



ELVEDEN

Floor mounted wall to front face = 138mm
 Wall mounted wall to front face = 125mm


MODEL	HEIGHT (mm)	WIDTH (mm)	WATTS Δt 50°C	BTUs Δt 50°C	ELECTRIC ELEMENT WATTAGE	GROUP A (inc VAT)	GROUP B (inc VAT)	GROUP C (inc VAT)
ELVEDEN – FLOOR MOUNTED								
Elveden-1	1592	475	290	991	100	£1,891.20	£2,139.60	£2,856.00
Elveden-2	1592	685	348	1186	150	£1,934.40	£2,179.20	£2,968.80
Elveden-3	1592	837	389	1329	150	£2,042.40	£2,290.80	£3,104.40
ELVEDEN – WALL MOUNTED								
Elveden-1 W	1599	475	290	991	100	£1,894.80	£2,143.20	£2,803.20
Elveden-2 W	1599	685	348	1186	150	£1,930.80	£2,179.20	£2,912.40
Elveden-3 W	1599	837	389	1329	150	£1,963.20	£2,203.20	£3,015.60

* 5-7 weeks delivery

VALVES & ACCESSORIES (please see pages 87 - 96)

TRADITIONAL VERSIONS: Electric option + **£350.40** / Dual Fuel option + **£282.00** / Element Cover (wall mounted only) + **£256.80**

Matching Crosshead Angled Valves & Sleeving Kit **£249.60** (please see page 71)



RAL & Finishes page 97 & 98

Polished Chrome

Brushed Chrome

Polished Nickel

Brushed Nickel

Un-lacquered Polished Brass

Un-lacquered Brushed Brass

Lacquered Polished Brass

Matt Lacquered Brushed Brass

Polished Gold

Antique Brass



Brass



Delivery 5-7 weeks



Year Guarantee

METHWOLD

Floor mounted wall to front face = 138mm
 Wall mounted wall to front face = 125mm


MODEL	HEIGHT (mm)	WIDTH (mm)	WATTS Δt 50°C	BTUs Δt 50°C	ELECTRIC ELEMENT WATTAGE	GROUP A (inc VAT)	GROUP B (inc VAT)	GROUP C (inc VAT)
METHWOLD – FLOOR MOUNTED								
Methwold-1	1257	475	232	792	100	£1,635.60	£1,884.00	£2,628.00
Methwold-2	1257	685	255	871	150	£1,681.20	£1,930.80	£2,715.60
Methwold-3	1257	837	288	983	150	£1,722.00	£1,963.20	£2,782.80
METHWOLD – WALL MOUNTED								
Methwold-1 W	1294	475	232	792	100	£1,642.80	£1,891.20	£2,635.20
Methwold-2 W	1294	685	255	871	150	£1,665.60	£1,914.00	£2,763.60
Methwold-3 W	1294	837	288	983	150	£1,681.20	£1,963.20	£2,919.60

* 5-7 weeks delivery

VALVES & ACCESSORIES (please see pages 87 - 96)

TRADITIONAL VERSIONS: Electric option + **£350.40** / Dual Fuel option + **£282.00** / Element Cover (wall mounted only) + **£256.80**

Matching Crosshead Angled Valves & Sleeving Kit **£249.60** (please see page 71)



RAL & Finishes page 97 & 98

Polished Chrome

Brushed Chrome

Polished Nickel

Brushed Nickel

Un-lacquered Polished Brass

Un-lacquered Brushed Brass

Lacquered Polished Brass

Matt Lacquered Brushed Brass

Polished Gold

Antique Brass



Brass



Delivery 5-7 weeks



Year Guarantee

MAIN AND INSET IMAGE: Finished in Polished Chrome



For more information on the central heating version



For electric information and pricing



MAIN AND INSET IMAGE: Finished in Polished Chrome



For more information on the central heating version



For electric information and pricing



HOCKWOLD

Wall to front face = 125mm


MODEL	HEIGHT (mm)	WIDTH (mm)	WATTS Δt 50°C	BTUs Δt 50°C	ELECTRIC ELEMENT WATTAGE	GROUP A (inc VAT)	GROUP B (inc VAT)	GROUP C (inc VAT)
HOCKWOLD - WALL MOUNTED								
Hockwold-0 W	685	475	154	525	100	£1,206.00	£1,372.80	£2,042.40
Hockwold-1 W	685	685	188	642	100	£1,227.60	£1,402.80	£2,079.60
Hockwold-2 W	685	837	213	728	150	£1,414.80	£1,594.80	£2,230.80
Hockwold-3 W	685	989	239	814	150	£1,480.80	£1,681.20	£2,402.40

* 5-7 weeks delivery

VALVES & ACCESSORIES (please see pages 87 - 96)

TRADITIONAL VERSIONS: Electric option + **£350.40** / Dual Fuel option + **£282.00** / Element Cover + **£256.80**

Matching Crosshead Angled Valves & Sleeving Kit **£249.60** (please see page 71)



RAL & Finishes page 97 & 98

Polished Chrome

Brushed Chrome

Polished Nickel

Brushed Nickel

Un-lacquered Polished Brass

Un-lacquered Brushed Brass

Lacquered Polished Brass

Matt Lacquered Brushed Brass

Polished Gold

Antique Brass



Brass



Delivery 5-7 weeks



Year Guarantee

CRANWICH

Wall to front face = 138mm


MODEL	HEIGHT (mm)	WIDTH (mm)	WATTS Δt 50°C	BTUs Δt 50°C	ELECTRIC ELEMENT WATTAGE	GROUP A (inc VAT)	GROUP B (inc VAT)	GROUP C (inc VAT)
CRANWICH - FLOOR MOUNTED								
Cranwich-1	952	685	327	1115	100	£1,616.40	£1,843.20	£2,511.60
Cranwich-2	952	837	380	1295	150	£1,656.00	£1,884.00	£2,583.60
Cranwich-3	952	989	432	1475	150	£1,741.20	£1,970.40	£2,679.60

* 5-7 weeks delivery

VALVES & ACCESSORIES (please see pages 87 - 96)

TRADITIONAL VERSIONS: Electric option + **£350.40** / Dual Fuel option + **£282.00**

Matching Crosshead Angled Valves & Sleeving Kit **£249.60** (please see page 71)



RAL & Finishes page 97 & 98

Polished Chrome

Brushed Chrome

Polished Nickel

Brushed Nickel

Un-lacquered Polished Brass

Un-lacquered Brushed Brass

Lacquered Polished Brass

Matt Lacquered Brushed Brass

Polished Gold

Antique Brass



Brass



Delivery 5-7 weeks



Year Guarantee

MAIN IMAGE: Finished in Antique Brass
INSET IMAGE: Finished in Polished Chrome



For more information on the central heating version



For electric information and pricing



MAIN IMAGE: Shown in Lacquered Polished Brass with insert in RAL 9005 Jet Black
INSET IMAGE: Shown in Un-lacquered Brushed Brass with insert in Blush Pink



For more information on the central heating version



For electric information and pricing



HILBOROUGH

Depth = 235mm


MODEL	HEIGHT (mm)	WIDTH (mm)	WATTS Δt 50°C	BTUs Δt 50°C	ELECTRIC ELEMENT WATTAGE	GROUP A (inc VAT)	GROUP B (inc VAT)	GROUP C (inc VAT)
HILBOROUGH - FLOOR MOUNTED								
Hilborough-1	785	685	440	1501	2 x 100	£2,242.80	£2,580.00	£3,508.80
Hilborough-2	785	837	498	1700	2 x 100	£2,328.00	£2,664.00	£3,592.80
Hilborough-3	1040	685	496	1693	2 x 150	£2,331.60	£2,707.20	£3,596.40
Hilborough-4	1040	837	554	1892	2 x 150	£2,338.80	£2,710.80	£3,600.00

* 5-7 weeks delivery

VALVES & ACCESSORIES (please see pages 87 - 96)

TRADITIONAL VERSIONS: Electric option + **£700.80** / Dual Fuel option + **£564.00** / Element Cover + **£513.60**

Matching Crosshead Angled Valves & Sleeving Kit **£249.60** (please see page 71)



RAL & Finishes page 97 & 98

Polished Chrome

Brushed Chrome

Polished Nickel

Brushed Nickel

Un-lacquered Polished Brass

Un-lacquered Brushed Brass

Lacquered Polished Brass

Matt Lacquered Brushed Brass

Polished Gold

Antique Brass



Brass



Delivery 5-7 weeks



Year Guarantee

BURNHAM

Wall to front face = 142 or 160mm

MODEL	HEIGHT (mm)	WIDTH (mm)	WATTS Δt 50°C	BTUs Δt 50°C	ELECTRIC ELEMENT WATTAGE	GROUP A (inc VAT)	GROUP B (inc VAT)	GROUP C (inc VAT)
BURNHAM - WALL MOUNTED								
Burnham	900	525	726	2477	300	£1,677.60	£1,884.00	£2,683.20


* 5-7 weeks delivery

VALVES & ACCESSORIES (please see pages 87 - 96)

TRADITIONAL VERSIONS: Electric option + **£350.40** / Dual Fuel option + **£282.00** / Coloured Radiator Insert + **£273.60**

Matching Crosshead Angled Valves & Sleeving Kit **£249.60** (please see page 71)

STANDARD WHITE RADIATOR INSERTS ARE RAL 9016



Polished Chrome

Brushed Chrome

Polished Nickel

Brushed Nickel

Un-lacquered Polished Brass

Un-lacquered Brushed Brass

Lacquered Polished Brass

Matt Lacquered Brushed Brass

Polished Gold

Antique Brass



Brass (Mild Steel radiator inserts)



Delivery 5-7 weeks



Year Guarantee, 5 Years on Radiator Insert

MAIN IMAGE: Floor mounted finished in Antique Brass
 INSET IMAGE: Finished in Polished Chrome



For more information on the central heating version



For electric information and pricing



Wall to front face = 250mm

OLD BUCKENHAM


MODEL	HEIGHT (mm)	WIDTH (mm)	WATTS Δt 50°C	BTUs Δt 50°C	ELECTRIC ELEMENT WATTAGE	GROUP A (inc VAT)	GROUP B (inc VAT)	GROUP C (inc VAT)
OLD BUCKENHAM - FLOOR MOUNTED								
Old Buckenham-1	952	500	428	1460	300	£1,843.20	£2,023.20	£2,659.20
Old Buckenham-2	952	685	658	2245	450	£1,875.60	£2,055.60	£2,779.20
Old Buckenham-3	952	837	795	2714	450	£1,903.20	£2,083.20	£2,806.80
Old Buckenham-4	952	989	1082	3693	600	£2,086.80	£2,266.80	£3,051.60
Old Buckenham-5	1496	500	823	2808	450	£2,211.60	£2,458.80	£3,397.20
OLD BUCKENHAM - WALL MOUNTED								
Old Buckenham-1 W	789	500	428	1460	300	£1,843.20	£2,023.20	£2,659.20
Old Buckenham-2 W	789	685	658	2245	450	£1,875.60	£2,055.60	£2,779.20
Old Buckenham-3 W	789	837	795	2714	450	£1,903.20	£2,083.20	£2,806.80

* 5-7 weeks delivery

VALVES & ACCESSORIES (please see pages 87 - 96)

TRADITIONAL VERSIONS: Electric option + £350.40 / Dual Fuel option + £282.00 / Coloured Radiator Insert + £273.60 / Element Cover (wall mounted only) + £256.80

Matching Crosshead Angled Valves & Sleeving Kit £249.60 STANDARD WHITE RADIATOR INSERTS ARE RAL 9016



Polished Chrome, Brushed Chrome, Polished Nickel, Brushed Nickel, Un-lacquered Polished Brass, Un-lacquered Brushed Brass, Lacquered Polished Brass, Matt Lacquered Brushed Brass, Polished Gold, Antique Brass



Brass (Mild Steel radiator inserts)



Delivery 5-7 weeks



Year Guarantee, 5 Years on Radiator Insert



For more information on the central heating version



For electric information and pricing



Wall to front face = 250mm

CROXTON

MODEL	HEIGHT (mm)	WIDTH (mm)	WATTS Δt 50°C	BTUs Δt 50°C	ELECTRIC ELEMENT WATTAGE	GROUP A (inc VAT)	GROUP B (inc VAT)	GROUP C (inc VAT)
CROXTON - FLOOR MOUNTED								
Croxton-1	952	500	428	1460	300	£1,796.40	£1,971.60	£2,524.80
Croxton-2	952	685	613	2091	450	£1,813.20	£1,987.20	£2,576.40
Croxton-3	952	837	743	2534	450	£1,884.00	£2,064.00	£2,664.00
Croxton-4	952	989	1021	3483	600	£2,014.80	£2,196.00	£2,739.60
CROXTON - WALL MOUNTED								
Croxton-1 W	789	500	420	1434	300	£1,796.40	£1,971.60	£2,524.80
Croxton-2 W	789	685	601	2049	450	£1,813.20	£1,987.20	£2,576.40
Croxton-3 W	789	837	711	2425	450	£1,884.00	£2,064.00	£2,664.00

* 5-7 weeks delivery

VALVES & ACCESSORIES (please see pages 87 - 96)

TRADITIONAL VERSIONS: Electric option + £350.40 / Dual Fuel option + £282.00 / Coloured Radiator Insert + £273.60 / Element Cover (wall mounted only) + £256.80

Matching Crosshead Angled Valves & Sleeving Kit £249.60 STANDARD WHITE RADIATOR INSERTS ARE RAL 9016



Polished Chrome, Brushed Chrome, Polished Nickel, Brushed Nickel, Un-lacquered Polished Brass, Un-lacquered Brushed Brass, Lacquered Polished Brass, Matt Lacquered Brushed Brass, Polished Gold, Antique Brass



Brass (Mild Steel radiator inserts)



Delivery 5-7 weeks



Year Guarantee, 5 Years on Radiator Insert

MAIN AND INSET IMAGE: Floor mounted finished in Polished Chrome



For more information on the central heating version



For electric information and pricing



MAIN AND INSET IMAGE: Finished in Polished Chrome



For more information on the central heating version



For electric information and pricing



LYNFORD

Wall to front face = 150mm


MODEL	HEIGHT (mm)	WIDTH (mm)	WATTS Δt 50°C	BTUs Δt 50°C	ELECTRIC ELEMENT WATTAGE	GROUP A (inc VAT)	GROUP B (inc VAT)	GROUP C (inc VAT)
LYNFORD – FLOOR MOUNTED								
Lynford-1	952	500	417	1423	300	£1,803.60	£1,975.20	£2,559.60
Lynford-2	952	685	602	2053	450	£1,813.20	£1,987.20	£2,587.20
Lynford-3	952	837	732	2496	450	£1,832.40	£2,007.60	£2,622.00
Lynford-4	952	989	1010	3446	600	£1,957.20	£2,132.40	£2,697.60
LYNFORD – WALL MOUNTED								
Lynford-1 W	789	500	413	1408	300	£1,803.60	£1,975.20	£2,559.60
Lynford-2 W	789	685	590	2012	450	£1,813.20	£1,987.20	£2,587.20
Lynford-3 W	789	837	711	2425	450	£1,832.40	£2,007.60	£2,622.00

* 5-7 weeks delivery

VALVES & ACCESSORIES (please see pages 87 - 96)

TRADITIONAL VERSIONS: Electric option + **£350.40** / Dual Fuel option + **£282.00** / Coloured Radiator Insert + **£273.60** / Element Cover (wall mounted only) + **£256.80**

Matching Crosshead Angled Valves & Sleeving Kit **£249.60** **STANDARD WHITE RADIATOR INSERTS ARE RAL 9016**



Brass (Mild Steel radiator inserts)



Delivery 5-7 weeks



Year Guarantee, 5 Years on Radiator Insert

ASHILL

Wall to front face = 200mm


MODEL	HEIGHT (mm)	WIDTH (mm)	WATTS Δt 50°C	BTUs Δt 50°C	ELECTRIC ELEMENT WATTAGE	GROUP A (inc VAT)	GROUP B (inc VAT)	GROUP C (inc VAT)
ASHILL – WALL MOUNTED								
Ashill-1 W	505	500	343	1171	300	£1,438.80	£1,590.00	£1,987.20
Ashill-2 W	505	685	524	1787	450	£1,579.20	£1,734.00	£2,103.60
Ashill-3 W	505	837	645	2199	450	£1,660.80	£1,816.80	£2,227.20

* 5-7 weeks delivery

VALVES & ACCESSORIES (please see pages 87 - 96)

TRADITIONAL VERSIONS: Electric option + **£350.40** / Dual Fuel option + **£282.00** / Coloured Radiator Insert + **£273.60** / Element Cover + **£256.80**

Matching Crosshead Angled Valves & Sleeving Kit **£249.60** **STANDARD WHITE RADIATOR INSERTS ARE RAL 9016**



Brass (Mild Steel radiator inserts)



Delivery 5-7 weeks



Year Guarantee, 5 Years on Radiator Insert

DUAL FUEL & ELECTRIC ONLY OPTIONS



DUAL FUEL VERSION

DQ's high quality dual fuel kits permit the use of your towel rail all year round. The towel rail is installed as normal but with the addition of a Tee piece; this allows installation of the electrical element, which enables you to run the towel rail independently or in conjunction with your heating system. As standard, the Essential heating element is used for dual fuel and electric options. If you wish to use another element, please state at time of order

ELECTRIC VERSION

To have your towel rail completely independent from your heating system, there is the electric option. The towel rail is filled with a mixture of water and glycol, before the installation of the heating element, which controls the temperature of the towel rail. As standard, the Essential heating element is used for dual fuel and electric options. If you wish to use another element please state at time of order. Essential elements are fitted on the right hand side as standard, all other elements are supplied separately. All elements have a 2 year guarantee.

Dual Fuel & Electric Only Options (add cost to price of towel rail)

Dual Fuel Essential Supplied with Essential element, coloured cap & matching tee piece. £88.80 (inc VAT)	Dual Fuel Thermostatic Supplied with TEC thermostatic element & matching tee piece. £144.00 (inc VAT)	Electric Essential Supplied pre-filled, with Essential element & coloured cap. £157.20 (inc VAT)	Electric Thermostatic Supplied pre-filled, with TEC thermostatic element. £258.00 (inc VAT)

Available in White, Chrome, Anthracite, Black, Brushed Nickel & Brushed Brass. We will select the most appropriate finish unless specified.

Please note: minimum order value for accessories is £264.00 – A carriage charge will apply for any orders under this amount.

HEATING ELEMENTS

Essential Element (IPX4 Rated) (Tee Piece included)



MODEL	ALL FINISHES (inc VAT)
150W	£88.80
300W	£88.80
600W	£88.80
900W	£88.80

Available in White, Chrome, Anthracite, Black, Brushed Nickel & Brushed Brass

TEC Thermostatic Heating Element

- Thermostatically controlled • Temperature regulation: 30-70°C(Fluid) • IP rate: IPX4
 - Boost:2/4H • Insulation: Class I • Digital display
- All TEC elements are supplied with a matching Tee Piece.

ALL PRICES INCLUDE VAT

White £144.00	Chrome £144.00	Anthracite £144.00	Matt Black £144.00	Brushed Brass £144.00	Brushed Nickel £144.00

300W / 600W / 1000W

HGT horizontal thermostatic heating element (IPX4 Rated)

A horizontally mounted thermostatic element with 4 heat settings and frost protection, designed for column radiators.

ALL PRICES INCLUDE VAT

MODEL	WHITE	CHROME	SATIN CHROME	ANTHRACITE	STEEL	SATIN GOLD	TEXTURED LIGHT GREY	TEXTURED DARK GREY	MATT BLACK
HGT 300W	£194.40	£202.80	£211.20	£211.20	£211.20	£211.20	£211.20	£211.20	£211.20
HGT 600W	£202.80	£211.20	£219.60	£219.60	£219.60	£219.60	£219.60	£219.60	£219.60
HGT 900W	£211.20	£219.60	£236.40	£236.40	£236.40	£236.40	£236.40	£236.40	£236.40
HGT 1200W	£219.60	£228.00	£236.40	£236.40	£236.40	£236.40	£236.40	£236.40	£236.40
HGT 1500W*	£230.40	£236.40	£244.80	£244.80	£244.80	£244.80	£244.80	£244.80	£244.80
HGT 2000W*	£236.40	£244.80	£253.20	£253.20	£253.20	£253.20	£253.20	£253.20	£253.20

	White	Chrome	Satin Chrome	Anthracite	Steel	Satin Gold	Textured Light Grey	Textured Dark Grey	Matt Black

* 3/4" connections

* All items in bold – next working day delivery

* All items not in bold – 3-4 weeks delivery

WI-FI HEATING ELEMENTS

Please note: our new range of wi-fi elements are fully controllable via a downloadable app, giving you the functionality to program them as you wish (IPX4 rated).



SUPLA
Android & IOS app available to download

H+ WIFI VERTICAL THERMOSTATIC ELEMENT

All H+ stocked elements are supplied with a matching Tee Piece, all others are supplied with chrome.
ALL PRICES INCLUDE VAT

MODEL	LENGTH (mm)	WHITE	CHROME	SATIN CHROME	ANTHRACITE	STEEL	SATIN GOLD	TEXTURED LIGHT GREY	TEXTURED DARK GREY	MATT BLACK
H+ 150W	300	£279.60	£279.60	£279.60	£279.60	£279.60	£279.60	£279.60	£279.60	£279.60
H+ 300W	340	£279.60	£279.60	£279.60	£279.60	£279.60	£279.60	£279.60	£279.60	£279.60
H+ 600W	390	£279.60	£279.60	£279.60	£279.60	£279.60	£279.60	£279.60	£279.60	£279.60
H+ 900W	440	£279.60	£279.60	£279.60	£279.60	£279.60	£279.60	£279.60	£279.60	£279.60
H+ 1200W	470	£279.60	£279.60	£279.60	£279.60	£279.60	£279.60	£279.60	£279.60	£279.60
H+ 1500W	520	£279.60	£279.60	£279.60	£279.60	£279.60	£279.60	£279.60	£279.60	£279.60



* All items in bold – next working day delivery * All items not in bold – 3-4 weeks delivery



SUPLA
Android & IOS app available to download

H+H WIFI HORIZONTAL THERMOSTATIC ELEMENT

ALL PRICES INCLUDE VAT

MODEL	LENGTH (mm)	WHITE	CHROME	SATIN CHROME	ANTHRACITE	STEEL	SATIN GOLD	TEXTURED LIGHT GREY	TEXTURED DARK GREY	MATT BLACK
H+H300W	340	£316.80	£316.80	£316.80	£316.80	£316.80	£316.80	£316.80	£316.80	£316.80
H+H600W	390	£316.80	£316.80	£316.80	£316.80	£316.80	£316.80	£316.80	£316.80	£316.80
H+H900W	440	£316.80	£316.80	£316.80	£316.80	£316.80	£316.80	£316.80	£316.80	£316.80
H+H1200W	470	£316.80	£316.80	£316.80	£316.80	£316.80	£316.80	£316.80	£316.80	£316.80
H+H1500W*	520	£316.80	£316.80	£316.80	£316.80	£316.80	£316.80	£316.80	£316.80	£316.80
H+H2000W*	570	£316.80	£316.80	£316.80	£316.80	£316.80	£316.80	£316.80	£316.80	£316.80



* 3/4" connections

Please note: minimum order value for accessories is £264.00.
A carriage charge will apply for any orders under this amount.

* All items in bold – next working day delivery * All items not in bold – 3-4 weeks delivery

ESSENTIAL RADIATOR VALVES

Please note: our thermostatic Essential range is bi-directional.

Essential TRV – Straight



Essential TRV – Angled



Essential TRV – Corner



Essential TRV Dual Fuel – Corner



(Please note: these valves fit the Essential and TEC elements)

Next working day delivery

Essential Manual Valves – Straight

Chrome
£38.40 (inc VAT)



Brushed Nickel
£43.20 (inc VAT)



White
£43.20 (inc VAT)



Anthracite Texture
£43.20 (inc VAT)



Black
£43.20 (inc VAT)



Brushed Brass
£43.20 (inc VAT)



RAL/Finishes
£56.40 (inc VAT)



Only available when purchased with a radiator or towel rail of the same finish

Essential Manual Valves – Angled

Chrome
£38.40 (inc VAT)



Brushed Nickel
£43.20 (inc VAT)



White
£43.20 (inc VAT)



Anthracite Texture
£43.20 (inc VAT)



Black
£43.20 (inc VAT)



Brushed Brass
£43.20 (inc VAT)



RAL/Finishes
£56.40 (inc VAT)



Only available when purchased with a radiator or towel rail of the same finish

Essential Manual Valves – Corner

Chrome
£48.00 (inc VAT)



Brushed Nickel
£54.00 (inc VAT)



White
£54.00 (inc VAT)



Anthracite Texture
£54.00 (inc VAT)



Black
£54.00 (inc VAT)



Brushed Brass
£54.00 (inc VAT)



RAL/Finishes
£70.80 (inc VAT)



Only available when purchased with a radiator or towel rail of the same finish

Please note: minimum order value for accessories is £264.00 – A carriage charge will apply for any orders under this amount.

Essential Manual Square Valves – Straight

Chrome
£56.40 (inc VAT)



Anthracite Texture
£60.00 (inc VAT)



Black
£60.00 (inc VAT)



Essential Manual Square Valves – Angled

Chrome
£49.20 (inc VAT)



Anthracite Texture
£54.00 (inc VAT)



Black
£54.00 (inc VAT)



Essential Manual Square Valves – Corner

Chrome
£61.20 (inc VAT)



Anthracite Texture
£70.80 (inc VAT)



Black
£70.80 (inc VAT)



Essential Manual Dual Fuel Valves – Corner

PLEASE NOTE: THESE VALVES FIT THE ESSENTIAL AND TEC ELEMENTS

Chrome
£52.80 (inc VAT)



Brushed Nickel
£58.80 (inc VAT)



White
£58.80 (inc VAT)



Anthracite Texture
£58.80 (inc VAT)



Black
£58.80 (inc VAT)



Brushed Brass
£58.80 (inc VAT)



Essential Manual Crosshead Valves

Angled Chrome
£61.20 (inc VAT)



Angled Brushed Brass
£61.20 (inc VAT)



Angled Brushed Nickel
£61.20 (inc VAT)



Straight Chrome
£61.20 (inc VAT)



Black / Brass Manual Valves










Angled £46.80 (inc VAT)



LUXURY THERMOSTATIC RADIATOR VALVES

Please note: these thermostatic valves are not bi-directional and must be installed on the flow connection.

Enzo TRV – Versions: Angled

<p>Chrome £183.60 (inc VAT)</p> 	<p>Polished Brass £183.60 (inc VAT)</p> 	<p>Polished Nickel £183.60 (inc VAT)</p> 	<p>Brushed Nickel £183.60 (inc VAT)</p> 	<p>Black Nickel £183.60 (inc VAT)</p> 	<p>Antique Brass £183.60 (inc VAT)</p> 	<p>Antique Copper £183.60 (inc VAT)</p> 
<p>Old English Brass £183.60 (inc VAT)</p> 	<p>Pewter £183.60 (inc VAT)</p> 	<p>Brushed Copper £183.60 (inc VAT)</p> 	<p>Polished Copper £183.60 (inc VAT)</p> 	<p>Black £183.60 (inc VAT)</p> 	<p>Brushed Brass £183.60 (inc VAT)</p> 	

Enzo TRV – Versions: Corner

<p>Chrome £193.20 (inc VAT)</p> 	<p>Polished Brass £193.20 (inc VAT)</p> 	<p>Polished Nickel £193.20 (inc VAT)</p> 	<p>Brushed Nickel £193.20 (inc VAT)</p> 	<p>Black Nickel £193.20 (inc VAT)</p> 	<p>Antique Brass £193.20 (inc VAT)</p> 	<p>Antique Copper £193.20 (inc VAT)</p> 
<p>Old English Brass £193.20 (inc VAT)</p> 	<p>Pewter £193.20 (inc VAT)</p> 	<p>Brushed Copper £193.20 (inc VAT)</p> 	<p>Polished Copper £193.20 (inc VAT)</p> 	<p>Black £193.20 (inc VAT)</p> 	<p>Brushed Brass £193.20 (inc VAT)</p> 	

Stanley TRV – Versions: Angled Only

<p>Chrome £178.80 (inc VAT)</p> 	<p>Polished Brass £178.80 (inc VAT)</p> 	<p>Brushed Nickel £178.80 (inc VAT)</p> 	<p>Black Nickel £178.80 (inc VAT)</p> 	<p>Antique Brass £178.80 (inc VAT)</p> 	<p>Pewter £178.80 (inc VAT)</p> 
---	---	---	---	--	--

Please note: minimum order value for accessories is £264.00 – A carriage charge will apply for any orders under this amount.

Morgan TRV – Versions: Angled Only

<p>Chrome £105.60 (inc VAT)</p> 	<p>Brushed Nickel £105.60 (inc VAT)</p> 	<p>Vintage Brass £105.60 (inc VAT)</p> 	<p>Brushed Brass £105.60 (inc VAT)</p> 
<p>Polished Brass £105.60 (inc VAT)</p> 	<p>Antique Copper £117.60 (inc VAT)</p> 	<p>Black Nickel £117.60 (inc VAT)</p> 	<p>Pewter £117.60 (inc VAT)</p> 



Estilo TRV Valves – Versions: Angled

<p>Antique Brass £94.80 (inc VAT)</p> 	<p>Basalt Grey £94.80 (inc VAT)</p> 	<p>Metallic Grey £94.80 (inc VAT)</p> 	<p>Matt Metallic Grey £94.80 (inc VAT)</p> 
--	--	--	---

Estilo TRV Valves – Versions: Corner

<p>Antique Brass £105.60 (inc VAT)</p> 	<p>Basalt Grey £105.60 (inc VAT)</p> 	<p>Metallic Grey £105.60 (inc VAT)</p> 	<p>Matt Metallic Grey £105.60 (inc VAT)</p> 
--	--	--	---

Twin Star TRV Valves

<p>Chrome - Straight £117.60 (inc VAT)</p> 	<p>Chrome - Angled £117.60 (inc VAT)</p> 
--	--

LUXURY MANUAL RADIATOR VALVES

Argo Manual Valves – Versions: Angled Only

<p>Antique Brass £124.80 (inc VAT)</p> 	<p>Pewter £124.80 (inc VAT)</p> 	<p>Brushed Nickel £124.80 (inc VAT)</p> 
--	---	---














Jupiter Manual Valves – Angled Only

<p>Brushed Nickel £94.80 (inc VAT)</p> 
--

ADDITIONAL ITEMS

Please note: minimum order value for accessories is £264.00.
A carriage charge will apply for any orders under this amount.

Enzo Manual Valves – Versions: Angled

Chrome £151.20 <i>(inc VAT)</i> 	Polished Brass £151.20 <i>(inc VAT)</i> 	Polished Nickel £151.20 <i>(inc VAT)</i> 	Brushed Nickel £151.20 <i>(inc VAT)</i> 	Black Nickel £151.20 <i>(inc VAT)</i> 	Antique Brass £151.20 <i>(inc VAT)</i> 	Antique Copper £151.20 <i>(inc VAT)</i> 
Old English Brass £151.20 <i>(inc VAT)</i> 	Pewter £151.20 <i>(inc VAT)</i> 	Brushed Copper £151.20 <i>(inc VAT)</i> 	Polished Copper £151.20 <i>(inc VAT)</i> 	Black £151.20 <i>(inc VAT)</i> 	Brushed Brass £151.20 <i>(inc VAT)</i> 	

Enzo Manual Valves – Versions: Corner

Chrome £168.00 <i>(inc VAT)</i> 	Polished Brass £168.00 <i>(inc VAT)</i> 	Polished Nickel £168.00 <i>(inc VAT)</i> 	Brushed Nickel £168.00 <i>(inc VAT)</i> 	Black Nickel £168.00 <i>(inc VAT)</i> 	Antique Brass £168.00 <i>(inc VAT)</i> 	Antique Copper £168.00 <i>(inc VAT)</i> 
Old English Brass £168.00 <i>(inc VAT)</i> 	Pewter £168.00 <i>(inc VAT)</i> 	Brushed Copper £168.00 <i>(inc VAT)</i> 	Polished Copper £168.00 <i>(inc VAT)</i> 	Black £168.00 <i>(inc VAT)</i> 	Brushed Brass £168.00 <i>(inc VAT)</i> 	

Valo Manual Valves – Versions: Angled Only

Antique Brass £105.60 <i>(inc VAT)</i> 	Brushed Nickel £105.60 <i>(inc VAT)</i> 
---	---






Adoni Manual Valves – Versions: Angled Only

Gold £123.60 <i>(inc VAT)</i> 	Polished Nickel £123.60 <i>(inc VAT)</i> 
--	--

130mm Sleeving Kits

White £40.80 <i>(inc VAT)</i> 	Chrome £40.80 <i>(inc VAT)</i> 	Anthracite Texture £40.80 <i>(inc VAT)</i> 	Matt Black £40.80 <i>(inc VAT)</i> 	Polished Brass £46.80 <i>(inc VAT)</i> 
Polished Nickel £46.80 <i>(inc VAT)</i> 	Brushed Nickel £46.80 <i>(inc VAT)</i> 	Black Nickel £46.80 <i>(inc VAT)</i> 	Antique Brass £46.80 <i>(inc VAT)</i> 	Antique Copper £46.80 <i>(inc VAT)</i> 
Brushed Brass £46.80 <i>(inc VAT)</i> 	Pewter £46.80 <i>(inc VAT)</i> 	Old English Brass £46.80 <i>(inc VAT)</i> 	Brushed Copper £46.80 <i>(inc VAT)</i> 	Polished Copper £46.80 <i>(inc VAT)</i> 
RAL/Finishes £52.80 <i>(inc VAT)</i>  Only available when purchased with a radiator or towel rail of the same finish				

300mm Sleeving Kits

White £54.00 <i>(inc VAT)</i> 	Chrome £54.00 <i>(inc VAT)</i> 	Brushed Nickel £64.80 <i>(inc VAT)</i> 	Black Nickel £64.80 <i>(inc VAT)</i> 	RAL/Finishes £75.60 <i>(inc VAT)</i>  Only available when purchased with a radiator or towel rail of the same finish
--	---	---	---	---

Tee Piece

<p>Chrome £14.40 (inc VAT)</p> 	<p>Brushed Nickel £14.40 (inc VAT)</p> 	<p>White £14.40 (inc VAT)</p> 	<p>Anthracite Texture £14.40 (inc VAT)</p> 	<p>Black £14.40 (inc VAT)</p> 	<p>Brushed Brass £14.40 (inc VAT)</p> 	<p>RAL/Finishes £19.20 (inc VAT)</p> 
---	---	--	---	--	---	---

Bush

3/4in BSPT x 1/2in
BSPP M / F Bush
Brass **£15.60 (inc VAT)**
Chrome **£21.60 (inc VAT)**



Electric Control

Electric Element Thermostatic
Control Unit (Max power output 800W)
White **£124.80 (inc VAT)**
Chrome **£135.60 (inc VAT)**



Reducer

15mm x 10mm Micro-bore Reducer
£12.00 (inc VAT)
15mm x 8mm Micro-bore Reducer
£12.00 (inc VAT)



Standard Wall Stay

250mm long
Chrome **£21.60 (inc VAT)**



Luxury Wall Stay 265mm long

Chrome
£54.00 (inc VAT)



Polished Brass
£54.00 (inc VAT)



Polished Nickel
£54.00 (inc VAT)



Brushed Nickel
£54.00 (inc VAT)



Black Nickel
£54.00 (inc VAT)



Antique Brass
£54.00 (inc VAT)



Antique Copper
£54.00 (inc VAT)



Pewter
£54.00 (inc VAT)



Old English Brass
£54.00 (inc VAT)



Brushed Copper
£54.00 (inc VAT)



Polished Copper
£54.00 (inc VAT)



Brushed Brass
£54.00 (inc VAT)



Please note: minimum order value for accessories is £264.00.
A carriage charge will apply for any orders under this amount.

Flat Air Vent & Plug

Chrome
£21.60 (inc VAT)



Aladdin Autovent

Polished Nickel
£38.40 (inc VAT)



Radiator Valve Extension

Rigid
15mm / 20mm / 30mm
40mm / 50mm
£19.20 (inc VAT)
RAL/Finishes
£25.20 (inc VAT)



Telescopic
20-50mm / 20-70mm
£27.60 (inc VAT)



Shut Off Valves

Manual
£15.60 (inc VAT)



TRV
£15.60 (inc VAT)



Plugs & Vents

Chrome
£14.40 (inc VAT)



Brushed Nickel
£14.40 (inc VAT)



White
£14.40 (inc VAT)



Anthracite Texture
£14.40 (inc VAT)



Black
£14.40 (inc VAT)



Brushed Brass
£14.40 (inc VAT)



Essential Element Shrouds

Chrome
£62.40 (inc VAT)



White
£62.40 (inc VAT)



Anthracite Texture
£62.40 (inc VAT)



Black
£62.40 (inc VAT)



Brushed Brass
£62.40 (inc VAT)



RAL/Finishes
£81.60 (inc VAT)



Only available when purchased with a radiator or towel rail of the same finish

TOWEL HANGING OPTIONS



Vela TB
367mm / 488mm Polished Aluminium
(central heating version only)
£184.80 (inc VAT)



Cassius TB
200mm / 340mm / 480mm
White / Chrome / Anthracite / RAL / Finishes
£82.80 (inc VAT)



Cove TB
300mm / 400mm / 500mm
Brushed Brass / Brushed Nickel
£60.00 (inc VAT)



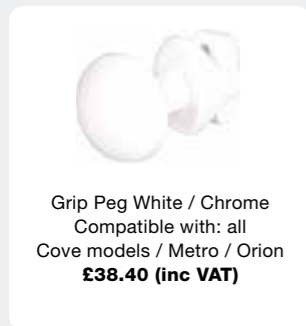
Modus TB
350mm / 500mm
Brushed Brass / Brushed Nickel
£102.00 (inc VAT)



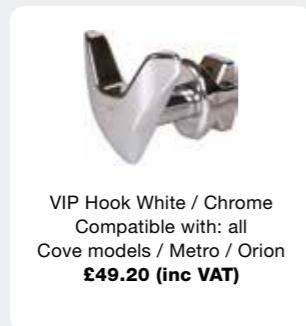
Metro & Orion TB
400mm / 500mm / 600mm
White / Chrome
£86.40 (inc VAT)



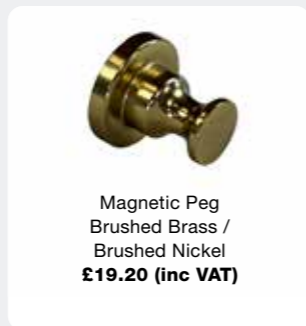
Delta TB
230mm Brushed **£75.60** / 230mm Polished **£92.40** / 230mm RAL **£92.40**
410mm Brushed **£102.00** / 410mm Polished **£128.40** / RAL / Finishes **£128.40**
(all prices include VAT)




Grip Peg White / Chrome
Compatible with: all
Cove models / Metro / Orion
£38.40 (inc VAT)



VIP Hook White / Chrome
Compatible with: all
Cove models / Metro / Orion
£49.20 (inc VAT)



Magnetic Peg
Brushed Brass /
Brushed Nickel
£19.20 (inc VAT)



Verso Hook White / Chrome
Compatible with:
Vulcano T / Cove TR / Metro /
Orion / Siena / Zante
£27.60 (inc VAT)

RAL COLOURS



To view our collection of RAL colours please scan QR code.



All our RAL colours come in a gloss finish as standard, but if you require a matt finish, just let us know at the point of order. Within our RAL colour range we offer over 300 different finishes.

If you would like a personalised colour, we offer a colour matching service. For a surcharge, you can choose from paint ranges such as Farrow & Ball, Paint & Paper, Little Greene, Sanderson, NCS and Pantone, to name but a few.

For more details on the above, please contact the sales team for availability, lead times & cost.



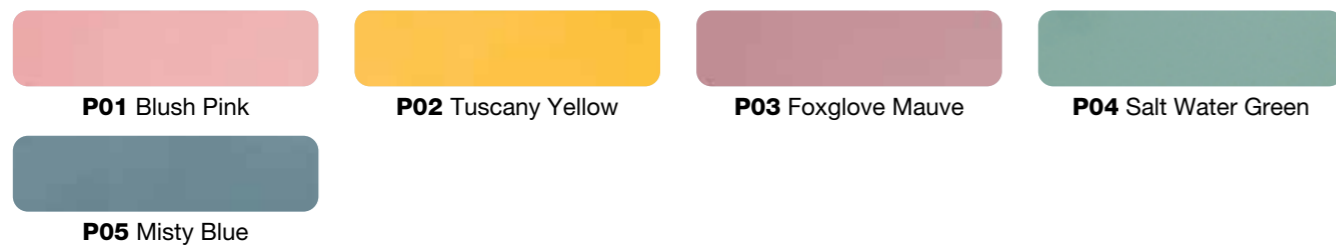
FINISHES

Please note: for technical reasons paint colours may not match exactly to the samples below, these should be used for illustrative purpose only.

SPECIAL FINISHING



PASTEL



MELANGE



WAVY



FINE TEXTURE



MODUS LACQUERED RANGE




Please be aware that the Modus Lacquered range has been created to enhance the markings of the manufacturing process, including the distinctive weld marks, making each section individual and every radiator unique.

Bare Metal Lacquer Black Nickel Lacquer Copper Lacquer Brass Lacquer

DQ CAST IRON FINISHES

Please note: for technical reasons paint colours may not match exactly to the samples below, these should be used for illustrative purpose only.

STANDARD FINISHES



PREMIUM COLOUR

Our premium paint finish options include Farrow & Ball, Paint & Paper, Little Greene, Sanderson, RAL, NCS & Pantone. If the brand/type of finish you require isn't listed, just let us know and we'll confirm the availability of your choice.



POLISHED MATT LACQUERED



POLISHED LACQUERED



Please note: Casting is not an exact science and during the manufacturing process slight variations and imperfections can occur. In the case of radiators, the manufacturing process can leave some of the edges feeling rough. It is quite often this rough texture and appearance that makes the cast iron radiator such a period feature.

UNDERSTANDING BTU RATINGS AND RADIATOR EFFICIENCY

At its core, the BTU (British Thermal Unit) rating of a radiator provides a straightforward numerical measure of the heat it emits. This allows you to make informed choices when selecting radiators, ensuring they will adequately heat your space. While factors such as style, colour, and design play a role in your decision, understanding the BTU requirements of a room is essential to choosing a radiator that performs efficiently. Taking the time to calculate this is a critical step in the process.

The effectiveness of a radiator is influenced by various factors, including the size of the room, the quality of insulation, and the radiator's material, size, and surface area. Additionally, the water temperature within your heating system plays a significant role in overall heat output.

All BTU ratings we provide are based on Delta T50, the UK standard for domestic gas boilers. This benchmark ensures consistency, allowing consumers, professionals, and suppliers to fairly compare outputs across different radiator types and brands. It's worth noting that many modern boilers operate at a lower Delta T, which can affect both the BTU output and the size of radiator required.

UNDERSTANDING HEAT OUTPUT ADJUSTMENTS

Some heating systems—especially modern or low-temperature systems—may operate at different temperature differentials. To calculate the output at a different ΔT , you can apply a correction factor to the stated $\Delta T50$ BTU (or Watt) rating.

Delta T Correction Table

DELTA T	CORRECTION FACTOR (VS AT50)
75°	1.69
70°	1.55
65°	1.41
60°	1.27
55°	1.13
50°	1.00
45°	0.87
40°	0.75
35°	0.63
30°	0.51
25°	0.41
20°	0.30
15°	0.21
10°	0.12
5°	0.05

Example: If a radiator has a heat output of **4000 BTUs at $\Delta T50$** , and you want to know the output at **$\Delta T30$** , multiply:

$$4000 \text{ BTUs} \times 0.51 = 2040 \text{ BTUs}$$

This adjusted figure will give you a more accurate estimate of the radiator's performance in your specific heating setup.

Our BTU Calculator simplifies this process by providing the total BTU output needed to effectively heat your space, based on the room's dimensions and specifications.

DQ are proud members of MARC (Manufacturers' Association of Radiators and Convectors). We are part of a group that represents leading manufacturers in the heating and hot water industry. We are committed to setting and maintaining high standards of product performance and consumer protection.



Follow for our BTU Calculator



Front cover image:
Iceni Electric Vertical shown in Vintage Brass

Inside front cover image:
BGO Electric Shown in White 9016 Texture

Back cover image:
Vulcano T shown in Signal Black RAL 9004 Matt

Inside back cover image:
Azura shown in Anthracite 7016 Texture



DOUBLE QUICK (HEATING) LTD

Units 3 & 4 St Helens House, St Helens Way, Thetford, Norfolk IP24 1HG

T: 01842 810833 | E: sales@dqheating.com

www.dqheating.com