



Essential Radiators
and Towel Rails



VOL. 12 JULY

2026 ESSENTIAL BROCHURE



ALL PRICES SHOWN EXCLUDE VAT



Essential Radiators
and Towel Rails



DQ'S ELECTRIC COLLECTION

To view our whole electric collection of radiators and towel rails, please scan the QR code to visit our website

OUR HERITAGE

DQ Heating has been established in the heating industry for over 25 years and is one of the leading suppliers of designer radiators, towel rails and heating accessories in the UK. Our distribution hub & factory is based in the heart of the Thetford Forest in Norfolk, which is the largest lowland pine forest in Britain.

As DQ is family owned and run, we pride ourselves on offering a personal service. Whether you're making an enquiry, have a technical query, placing an order or have a return, we don't like to make things harder than they need to be - our dedicated customer care team is always happy to help.

We have a state-of-the-art powder coating facility installed at our factory and with a large range of our product portfolio finished in house, we now have even more control over the quality of the products we supply. This means we also have an even wider selection of our designer radiators and towel rails available in a massive range of colours for you to choose from. However, if you cannot find the colour you require, just contact us and we can find you an alternative.

We aim to bring the best selection of designer radiators and towel rails from across the globe to meet your exact requirements at competitive prices.

We have over 40,000 stock products in our warehouse that are all available on a next working day delivery service, if ordered before 3:30 PM, and many more that can be quickly supplied in the exact finish you require.

CONTENTS

RADIATORS

04 ARDENT VERTICAL **MS**

06 ARDENT HORIZONTAL **MS**

12 HAWKSHAW **CI**

14 STRATA **MS**

16 CASSIUS **MS**

18 COVE VERTICAL **MS**

20 COVE HORIZONTAL **MS**

22 NEWEY **MS**

24 BRUNEL **MS**

26 PICA **AL**

28 DAWLEY **AL**

30 OSSET **AL**

32 MOTO **AL**

ELECTRIC RADIATORS

34 MODUS VERTICAL ELECTRIC **MS**

36 MODUS HORIZONTAL ELECTRIC **MS**

38 HAWKSHAW ELECTRIC **CI**

40 OSSET ELECTRIC **AL**

42 BGO VERTICAL ELECTRIC **AL**

TOWEL RAILS

44 METRO & ORION **MS**

46 RYKER **MS**

47 STALIA **MS**

48 ALTONA **MS**

49 COVE TR **MS**

50 ESSENTIAL **MS**

51 ESSENTIAL METALLICS **MS**

52 KYLO **MS**

53 BONHAM **SS**

54 SIENA & ZANTE **SS**

56 COVE STR **SS**

57 LAMBOURNE **MS**

58 HUNGERFORD/NEWBURY **MS**

60 EASTBURY/TWYFORD **MS**

62-69 ACCESSORIES

70 UNDERSTANDING BTU RATINGS

71 COLOUR / FINISHES DETAILS



MS = Mild Steel

AL = Aluminium

SS = Stainless Steel Grade 304

CI = Cast Iron

All prices shown exclude VAT

FOR MORE INFORMATION
including fitting instructions, visit
our website or scan the QR code



ARDENT

VERTICAL 2-3 COLUMN



* See pages 62-69 for Accessories

TECHNICAL INFO

2 Column
Wall to front face = **87mm**
Wall to pipe centres = **53mm**

3 Column
Wall to front face = **125mm**
Wall to pipe centres = **74mm**
Pipe centres = **Radiator width + valves**
Standard connections **1/2"**

Please be aware that the Ardent Lacquered range has been created to enhance the markings of the manufacturing process, including the distinctive weld marks, making each section individual and every radiator unique.

MODEL	HEIGHT (mm)	WIDTH (mm)	WATTS Δt 50°C	BTUs Δt 50°C	WHITE 9016 (ex VAT)	ANTHRACITE TEXTURE 7016 (ex VAT)	BARE METAL LACQUER (ex VAT)	ULTRA MATT BLACK (ex VAT)	COLOUR / FINISHES (ex VAT)	WEIGHT (kgs)
ARDENT 2 COLUMN VERTICAL (DEPTH 62MM) - CENTRAL HEATING										
ARDENT2.1500/6	1500	300	636	2172	£222	£266	£286	£266	£286	14
ARDENT2.1500/11	1500	530	1166	3982	£399	£478	£515	£478	£515	25
ARDENT2.1800/6	1800	300	750	2559	£247	£296	£318	£296	£318	16
ARDENT2.1800/8	1800	392	1000	3412	£322	£387	£416	£387	£416	22
ARDENT2.1800/11	1800	530	1375	4697	£443	£531	£572	£531	£572	28
ARDENT2.1800/14	1800	668	1750	5978	£561	£672	£728	£672	£728	32
ARDENT 3 COLUMN VERTICAL (DEPTH 100MM) - CENTRAL HEATING										
ARDENT3.1500/6	1500	300	858	2928	£274	£330	£356	£330	£356	20
ARDENT3.1500/11	1500	530	1573	5368	£492	£593	£641	£593	£641	36
ARDENT3.1800/6	1800	300	1020	3480	£305	£367	£396	£367	£396	24
ARDENT3.1800/8	1800	392	1360	4640	£398	£477	£517	£477	£517	31
ARDENT3.1800/11	1800	530	1870	6380	£547	£658	£712	£658	£712	42
ARDENT3.1800/14	1800	668	2380	8120	£695	£832	£903	£832	£903	50

All prices in **White** next working day

Available Finishes



WHITE 9016
Lead Time: Next working day



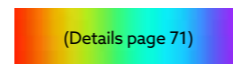
ANTHRACITE TEXTURE 7016
Lead Time: Next working day



BARE METAL LACQUER
Lead Time: Next working day



F02 ULTRA MATT BLACK
Lead Time: 7 working days



RAL COLOURS/FINISHES
Lead Time: 7 working days

(Details page 71)



ARDENT 2.1800/8 (ANTHRACITE TEXTURE 7016)



ARDENT 3.1800/8 (BARE METAL LACQUER)

ARDENT 3.1800/8 (WHITE 9016)




FOR MORE INFORMATION
including fitting instructions, visit
our website or scan the QR code



ARDENT

HORIZONTAL 2 COLUMN



* See pages 62-69 for Accessories

TECHNICAL INFORMATION

Wall to front face = **87mm**

Wall to pipe centres = **53mm**

Pipe centres = **Radiator width + valves**

Standard connections **1/2"**

Please be aware that the Ardent Lacquered range has been created to enhance the markings of the manufacturing process, including the distinctive weld marks, making each section individual and every radiator unique.

MODEL	HEIGHT (mm)	WIDTH (mm)	WATTS Δt 50°C	BTUs Δt 50°C	WHITE 9016 (ex VAT)	ANTHRACITE TEXTURE 7016 (ex VAT)	BARE METAL LACQUER (ex VAT)	ULTRA MATT BLACK (ex VAT)	COLOUR / FINISHES (ex VAT)	WEIGHT (kgs)
ARDENT 2 COLUMN HORIZONTAL (DEPTH 62MM) - CENTRAL HEATING										
ARDENT2.500/13	500	622	481	1641	£273	£327	£352	£327	£352	11
ARDENT2.500/17	500	806	629	2146	£349	£420	£452	£420	£452	14
ARDENT2.500/21	500	990	777	2651	£437	£519	£563	£519	£563	17
ARDENT2.500/26	500	1220	962	3282	£533	£636	£690	£636	£690	20
ARDENT2.500/30	500	1404	1110	3787	£608	£731	£792	£731	£792	24
ARDENT2.600/13	600	622	572	1952	£282	£336	£363	£336	£363	13
ARDENT2.600/17	600	806	748	2552	£359	£429	£465	£429	£465	17
ARDENT2.600/21	600	990	924	3153	£447	£536	£579	£536	£579	20
ARDENT2.600/26	600	1220	1144	3903	£546	£656	£710	£656	£710	24
ARDENT2.600/30	600	1404	1320	4504	£620	£745	£807	£745	£807	28

All prices in **White** next working day

Available Finishes



WHITE 9016
Lead Time: Next working day



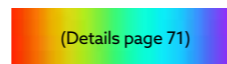
ANTHRACITE TEXTURE 7016
Lead Time: Next working day



BARE METAL LACQUER
Lead Time: Next working day



F02 ULTRA MATT BLACK
Lead Time: 7 working days



RAL COLOURS/FINISHES
Lead Time: 7 working days

(Details page 71)



ARDENT 2.600/17 (BARE METAL LACQUER)



ARDENT 2.600/17 (WHITE 9016)



MILD STEEL



ALL STOCKED ITEMS
NEXT WORKING DAY



8 YEAR
GUARANTEE



OPTIONS
CENTRAL HEATING

FOR MORE INFORMATION
including fitting instructions, visit
our website or scan the QR code



ARDENT

HORIZONTAL 3 COLUMN



* See pages 62-69 for Accessories

TECHNICAL INFORMATION

Wall to front face = **125mm**

Wall to pipe centres = **74mm**

Pipe centres = **Radiator width + valves**

Standard connections **1/2"**

Please be aware that the Ardent Lacquered range has been created to enhance the markings of the manufacturing process, including the distinctive weld marks, making each section individual and every radiator unique.

MODEL	HEIGHT (mm)	WIDTH (mm)	WATTS Δt 50°C	BTUs Δt 50°C	WHITE 9016 (ex VAT)	ANTHRACITE TEXTURE 7016 (ex VAT)	BARE METAL LACQUER (ex VAT)	ULTRA MATT BLACK (ex VAT)	COLOUR / FINISHES (ex VAT)	WEIGHT (kgs)
ARDENT 3 COLUMN HORIZONTAL (DEPTH 100MM) - CENTRAL HEATING										
ARDENT3.300/21	300	990	651	2226	£478	£574*	-	£574	£614	17
ARDENT3.300/26	300	1220	806	2756	£592	£710*	-	£710	£761	20
ARDENT3.300/30	300	1404	930	3180	£683	£820*	-	£820	£877	22
ARDENT3.400/21	400	990	861	2940	£478	£574*	-	£574	£614	22
ARDENT3.400/26	400	1220	1066	3640	£592	£710*	-	£710	£761	23
ARDENT3.400/30	400	1404	1230	4200	£683	£820*	-	£820	£877	25
ARDENT3.500/13	500	622	663	2262	£308	£368	£397	£368	£397	15
ARDENT3.500/17	500	806	867	2958	£395	£473	£511	£473	£511	20
ARDENT3.500/21	500	990	1071	3654	£491	£588	£635	£588	£635	25
ARDENT3.500/26	500	1220	1326	4524	£601	£719	£778	£719	£778	29
ARDENT3.500/30	500	1404	1530	5220	£689	£824	£894	£824	£894	34
ARDENT3.500/35	500	1634	1785	6090	£799	£959	£1,035	£959	£1,035	39
ARDENT3.500/40	500	1864	2040	6960	£908	£1,088	£1,178	£1,088	£1,178	44
ARDENT3.600/13	600	622	780	2661	£322	£387	£419	£387	£419	18
ARDENT3.600/17	600	806	1020	3480	£415	£495	£538	£495	£538	23
ARDENT3.600/21	600	990	1260	4299	£514	£616	£666	£616	£666	28
ARDENT3.600/26	600	1220	1560	5323	£631	£754	£818	£754	£818	35
ARDENT3.600/30	600	1404	1800	6142	£722	£866	£938	£866	£938	41
ARDENT3.600/35	600	1634	2100	7165	£836	£1,005	£1,087	£1,005	£1,087	46
ARDENT3.600/40	600	1864	2400	8189	£952	£1,142	£1,237	£1,142	£1,237	52
ARDENT3.750/13	750	622	975	3327	£350	£421	£454	£421	£454	22
ARDENT3.750/17	750	806	1275	4350	£451	£542	£588	£542	£588	28
ARDENT3.750/21	750	990	1575	5374	£562	£673	£727	£673	£727	35

All prices in **White** next working day

Available Finishes



WHITE 9016
Lead Time: Next working day



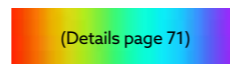
ANTHRACITE TEXTURE 7016
Lead Time: Next working day
* 7 working days



BARE METAL LACQUER
Lead Time: Next working day



F02 ULTRA MATT BLACK
Lead Time: 7 working days



RAL COLOURS/FINISHES
Lead Time: 7 working days

(Details page 71)



ARDENT 3.600/17 (BARE METAL LACQUER)



ARDENT 3.600/17 (ANTHRACITE TEXTURE 7016)



MILD STEEL



ALL STOCKED ITEMS
NEXT WORKING DAY



8 YEAR
GUARANTEE



OPTIONS
CENTRAL HEATING

FOR MORE INFORMATION
including fitting instructions, visit
our website or scan the QR code



ARDENT

HORIZONTAL 4 COLUMN



* See pages 62-69 for Accessories

TECHNICAL INFORMATION

Wall to front face = **161mm**

Wall to pipe centres = **91mm**

Pipe centres = **Radiator
width + valves**

Standard connections **1/2"**

Please be aware that the Ardent Lacquered range has been created to enhance the markings of the manufacturing process, including the distinctive weld marks, making each section individual and every radiator unique.

MODEL	HEIGHT (mm)	WIDTH (mm)	WATTS Δt 50°C	BTUs Δt 50°C	WHITE 9016 (ex VAT)	ANTHRACITE TEXTURE 7016 (ex VAT)	BARE METAL LACQUER (ex VAT)	ULTRA MATT BLACK (ex VAT)	COLOUR / FINISHES (ex VAT)	WEIGHT (kgs)
ARDENT 4 COLUMN HORIZONTAL (DEPTH 136MM) - CENTRAL HEATING										
ARDENT4.300/21	300	990	840	2856	£547	£656*	-	£656	£710	18
ARDENT4.300/26	300	1220	1040	3536	£675	£811*	-	£811	£878	23
ARDENT4.300/30	300	1404	1200	4080	£779	£935*	-	£935	£1,014	26
ARDENT4.400/21	400	990	1092	3717	£547	£656*	-	£656	£710	25
ARDENT4.400/26	400	1220	1352	4602	£675	£811*	-	£811	£878	31
ARDENT4.400/30	400	1404	1560	5310	£779	£935*	-	£935	£1,014	35
ARDENT4.500/13	500	622	845	2883	£358	£427	£465	£427	£465	20
ARDENT4.500/17	500	806	1105	3770	£463	£553	£601	£553	£601	26
ARDENT4.500/21	500	990	1365	4657	£574	£689	£745	£689	£745	32
ARDENT4.500/26	500	1220	1690	5766	£703	£843	£915	£843	£915	39
ARDENT4.500/30	500	1404	1950	6653	£807	£967	£1,049	£967	£1,049	44
ARDENT4.500/35	500	1634	2275	7762	£938	£1,123	£1,217	£1,123	£1,217	53
ARDENT4.500/40	500	1864	2600	8871	£1,067	£1,280	£1,385	£1,280	£1,385	58
ARDENT4.600/13	600	622	1001	3415	£383	£457	£494	£457	£494	24
ARDENT4.600/17	600	806	1309	4466	£492	£589	£636	£589	£636	31
ARDENT4.600/21	600	990	1617	5517	£609	£731	£793	£731	£793	39
ARDENT4.600/26	600	1220	2002	6831	£747	£897	£970	£897	£970	47
ARDENT4.600/30	600	1404	2310	7882	£859	£1,030	£1,115	£1,030	£1,115	53
ARDENT4.750/13	750	622	1235	4214	£421	£503	£545	£503	£545	29
ARDENT4.750/17	750	806	1615	5510	£544	£650	£703	£650	£703	38
ARDENT4.750/21	750	990	1995	6807	£673	£807	£874	£807	£874	46

All prices in **White** next working day

Available Finishes



WHITE 9016
Lead Time: Next working day



ANTHRACITE TEXTURE 7016
Lead Time: Next working day
* 7 working days



BARE METAL LACQUER
Lead Time: Next working day



F02 ULTRA MATT BLACK
Lead Time: 7 working days



RAL COLOURS/FINISHES
Lead Time: 7 working days

(Details page 71)



ARDENT 4.600/17 (BARE METAL LACQUER)



ARDENT 4.600/17 (WHITE 9016)



**MILD
STEEL**



**ALL STOCKED ITEMS
NEXT WORKING DAY**




**8 YEAR
GUARANTEE**



**OPTIONS
CENTRAL HEATING**

FOR MORE INFORMATION
including fitting instructions, visit
our website or scan the QR code



HAWKSHAW

NEW FASTER DELIVERY

4 COLUMN CAST IRON



* See pages 62-69 for Accessories

TECHNICAL INFORMATION

Depth = 140mm
Pipe centres = Radiator width + valves
Standard connections 1/2"

MODEL	HEIGHT (mm)	WIDTH (mm)	WATTS Δt 50°C	BTUs Δt 50°C	BLACK PRIMER (ex VAT)	WHITE 9010 (ex VAT)	ANTHRACITE 7016 (ex VAT)	RAL COLOUR (ex VAT)	WEIGHT (kgs)
HAWKSHAW 4 COLUMN CAST IRON - CENTRAL HEATING									
HAWK 460/10	460	665	620	2115	£375	£498	£498	£599	32
HAWK 460/14	460	905	868	2962	£523	£698	£698	£836	45
HAWK 460/18	460	1145	1116	3808	£673	£898	£898	£1,074	58
HAWK 660/10	660	665	820	2798	£458	£582	£582	£698	46
HAWK 660/14	660	905	1148	3917	£641	£812	£812	£976	65
HAWK 660/18	660	1145	1476	5036	£822	£1,044	£1,044	£1,255	83
HAWK 760/10	760	665	1060	3617	£498	£624	£624	£747	55
HAWK 760/14	760	905	1484	5063	£698	£872	£872	£1,044	77
HAWK 760/18	760	1145	1908	6510	£898	£1,120	£1,120	£1,343	99

All prices in **White** next working day

Available Finishes



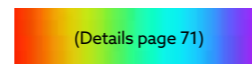
BLACK PRIMER
Lead Time: Next working day



WHITE 9010
Lead Time: Next working day



ANTHRACITE 7016
Lead Time: Next working day



RAL COLOURS
Lead Time: 10 working days



HAWK 660/14 (WHITE 9010)



HAWK 660/14 (ANTHRACITE 7016)



ALL STOCKED ITEMS
NEXT WORKING DAY

10 YEAR
GUARANTEE



OPTIONS
CENTRAL HEATING

STRATA

VERTICAL

MODEL	HEIGHT (mm)	WIDTH (mm)	WATTS Δt 50°C	BTUs Δt 50°C	WHITE 9016 (ex VAT)	ANTHRACITE TEXTURE (ex VAT)	ULTRA MATT BLACK (ex VAT)	COLOUR / FINISHES (ex VAT)	WEIGHT (kgs)
STRATA VERTICAL SINGLE - CENTRAL HEATING									
STRATA 180/3	1800	224	402	1371	£193	£193	£232	£269	12
STRATA 180/5	1800	376	670	2286	£262	£262	£315	£364	19
STRATA 180/7	1800	528	938	3200	£332	£332	£398	£460	25
STRATA 180/9	1800	680	1206	4114	£399	£399	£479	£557	33

STRATA VERTICAL DOUBLE - CENTRAL HEATING									
STRATA 180/3D	1800	224	627	2139	£300	£300	£360	£419	23
STRATA 180/5D	1800	376	1045	3565	£439	£439	£527	£612	37
STRATA 180/7D	1800	528	1463	4991	£576	£576	£692	£804	49
STRATA 180/9D	1800	680	1881	6417	£711	£711	£854	£993	65

All prices in **White** next working day

HORIZONTAL

MODEL	HEIGHT (mm)	WIDTH (mm)	WATTS Δt 50°C	BTUs Δt 50°C	WHITE 9016 (ex VAT)	ANTHRACITE TEXTURE (ex VAT)	ULTRA MATT BLACK (ex VAT)	COLOUR / FINISHES (ex VAT)	WEIGHT (kgs)
STRATA HORIZONTAL SINGLE - CENTRAL HEATING									
STRATA 90/6	452	900	420	1433	£217	£217	£260	£304	14
STRATA 120/6	452	1200	552	1883	£249	£249	£299	£348	16
STRATA 90/8	604	900	560	1910	£263	£263	£316	£369	17
STRATA 120/8	604	1200	736	2511	£300	£300	£360	£421	20

STRATA HORIZONTAL DOUBLE - CENTRAL HEATING									
STRATA 90/6D	452	900	654	2231	£385	£385	£461	£540	23
STRATA 120/6D	452	1200	858	2927	£428	£428	£514	£600	30
STRATA 90/8D	604	900	872	2975	£470	£470	£564	£657	33
STRATA 120/8D	604	1200	1144	3903	£537	£537	£644	£751	38

All prices in **White** next working day

Available Finishes



WHITE 9016
Lead Time: Next working day



ANTHRACITE TEXTURE
Lead Time: Next working day



F02 ULTRA MATT BLACK
Lead Time: 7 working days



RAL COLOURS/FINISHES
Lead Time: 7 working days



MILD STEEL



ALL STOCKED ITEMS
NEXT WORKING DAY



5 YEAR
GUARANTEE



OPTIONS
CENTRAL HEATING

TECHNICAL INFORMATION

Wall to front face = **71mm**
Wall to pipe centres = **41mm**
Pipe centres = **Radiator width + valves**
Standard connections **1/2"**



* See pages 62-69 for Accessories



FOR MORE INFORMATION



STRATA 90/6D (ANTHRACITE TEXTURE)

TECHNICAL INFO

Single
Wall to front face = **63mm**
Wall to pipe centres = **33mm**
Pipe centres = **Rad width - 50mm**
Standard connections **1/2"**
Double
Wall to front face = **112mm**
Wall to pipe centres = **82mm**
Pipe centres = **Rad width - 50mm**
Standard connections **1/2"**



FOR MORE INFORMATION

CASSIUS

VERTICAL

MODEL	HEIGHT (mm)	WIDTH (mm)	WATTS Δt 50°C	BTUs Δt 50°C	WHITE 9016 (ex VAT)	ANTHRACITE TEXTURE 7016 (ex VAT)	ULTRA MATT BLACK (ex VAT)	COLOUR / FINISHES (ex VAT)	WEIGHT (kgs)
-------	-------------	------------	---------------	--------------	---------------------	----------------------------------	---------------------------	----------------------------	--------------

CASSIUS VERTICAL - CENTRAL HEATING

CASSIUS 180/3	1800	230	922	3147	£212	£212	£254	£296	22
CASSIUS 180/5	1800	370	1538	5245	£357	£357	£429	£498	33
CASSIUS 180/7	1800	510	2153	7344	£488	£488	£585	£682	46

All prices in **White** next working day

HORIZONTAL

MODEL	HEIGHT (mm)	WIDTH (mm)	WATTS Δt 50°C	BTUs Δt 50°C	WHITE 9016 (ex VAT)	ANTHRACITE TEXTURE 7016 (ex VAT)	ULTRA MATT BLACK (ex VAT)	COLOUR / FINISHES (ex VAT)	WEIGHT (kgs)
-------	-------------	------------	---------------	--------------	---------------------	----------------------------------	---------------------------	----------------------------	--------------

CASSIUS HORIZONTAL - CENTRAL HEATING

CASSIUS 550/7	550	507	505	1722	£232	£232	£278	£323	17
CASSIUS 550/11	550	785	793	2706	£357	£357	£429	£498	23
CASSIUS 550/14	550	993	1009	3444	£459	£459	£552	£643	27
CASSIUS 550/17	550	1202	1210	4128	£551	£551	£661	£770	36
CASSIUS 550/20	550	1410	1442	4919	£646	£646	£774	£904	46

All prices in **White** next working day

Available Finishes



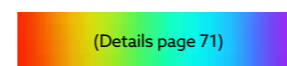
WHITE 9016
Lead Time: Next working day



ANTHRACITE TEXTURE
Lead Time: Next working day



F02 ULTRA MATT BLACK
Lead Time: 7 working days



RAL COLOURS/FINISHES
Lead Time: 7 working days



MILD STEEL



ALL STOCKED ITEMS
NEXT WORKING DAY



5 YEAR GUARANTEE



OPTIONS
CENTRAL HEATING

CASSIUS 180/5 (WHITE 9016)

TECHNICAL INFORMATION

Wall to front face = **115mm**
Wall to pipe centres = **70mm**
Pipe centres = **Radiator width + valves**
Standard connections **1/2"**



* See pages 62-69 for Accessories



FOR MORE INFORMATION



CASSIUS 550/11 (ANTHRACITE TEXTURE 7016)

TECHNICAL INFORMATION

Wall to front face = **115mm**
Wall to pipe centres = **70mm**
Pipe centres = **Radiator width + valves**
Standard connections **1/2"**



FOR MORE INFORMATION



FOR MORE INFORMATION
including fitting instructions, visit
our website or scan the QR code



COVE VERTICAL



* See pages 62-69 for Accessories

TECHNICAL INFORMATION

Wall to front face = **105mm**

Wall to pipe centres = **65mm**

Pipe centres = **Radiator
width + valves**

Standard connections **1/2"**

MODEL	HEIGHT (mm)	WIDTH (mm)	WATTS Δt 50°C	BTUs Δt 50°C	WHITE 9016 (ex VAT)	ANTHRACITE TEXTURE 7016 (ex VAT)	ULTRA MATT BLACK (ex VAT)	COLOUR / FINISHES (ex VAT)	WEIGHT (kgs)
COVE VERTICAL SINGLE - CENTRAL HEATING									
COVE 150/5	1500	295	530	1808	£159	£159	£191	£223	13
COVE 150/7	1500	413	750	2559	£212	£212	£254	£296	19
COVE 180/5	1800	295	640	2184	£180	£180	£216	£250	17
COVE 180/7	1800	413	895	3054	£238	£238	£286	£334	21
COVE 180/9	1800	531	1155	3941	£305	£305	£367	£425	29

COVE VERTICAL DOUBLE - CENTRAL HEATING									
COVE 150/5D	1500	295	800	2730	£291	£291	£349	£406	24
COVE 150/7D	1500	413	1130	3856	£396	£396	£475	£554	33
COVE 180/5D	1800	295	970	3310	£317	£317	£380	£444	29
COVE 180/7D	1800	413	1350	4606	£443	£443	£531	£618	40
COVE 180/9D	1800	531	1740	5937	£594	£594	£712	£829	53

All prices in **White** next working day

Available Finishes



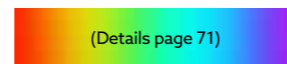
WHITE 9016
Lead Time: Next working day



ANTHRACITE TEXTURE 7016
Lead Time: Next working day



F02 ULTRA MATT BLACK
Lead Time: 7 working days



RAL COLOURS/FINISHES
Lead Time: 7 working days

(Details page 71)



COVE 180/7 (WHITE 9016)



COVE 180/7D (ANTHRACITE TEXTURE 7016)



FOR MORE INFORMATION
including fitting instructions, visit
our website or scan the QR code



COVE HORIZONTAL



* See pages 62-69 for Accessories

TECHNICAL INFORMATION

Wall to front face = **105mm**

Wall to pipe centres = **65mm**

Pipe centres = **Radiator
width + valves**

Standard connections **1/2"**

MODEL	HEIGHT (mm)	WIDTH (mm)	WATTS Δt 50°C	BTUs Δt 50°C	WHITE 9016 (ex VAT)	ANTHRACITE TEXTURE 7016 (ex VAT)	ULTRA MATT BLACK (ex VAT)	COLOUR / FINISHES (ex VAT)	WEIGHT (kgs)
COVE HORIZONTAL SINGLE - CENTRAL HEATING									
COVE 550/7	550	413	275	938	£147	£147	£177	£204	9
COVE 550/10	550	590	390	1331	£186	£186	£223	£259	13
COVE 550/14	550	826	550	1877	£246	£246	£296	£342	17
COVE 550/17	550	1003	665	2269	£305	£305	£367	£425	19
COVE 550/20	550	1180	780	2661	£344	£344	£412	£481	22
COVE 550/24	550	1412	936	3193	£401	£401	£481	£561	27

COVE HORIZONTAL DOUBLE - CENTRAL HEATING									
COVE 550/7D	550	413	440	1501	£205	£205	£247	£287	16
COVE 550/10D	550	590	625	2133	£279	£279	£336	£388	19
COVE 550/14D	550	826	880	3003	£370	£370	£444	£517	26
COVE 550/17D	550	1003	1065	3634	£443	£443	£531	£618	32
COVE 550/20D	550	1180	1250	4265	£508	£508	£610	£710	39
COVE 550/24D	550	1412	1500	5118	£605	£605	£726	£847	46

All prices in **White** next working day

Available Finishes



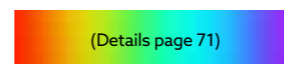
WHITE 9016
Lead Time: Next working day



ANTHRACITE TEXTURE 7016
Lead Time: Next working day



F02 ULTRA MATT BLACK
Lead Time: 7 working days



RAL COLOURS/FINISHES
Lead Time: 7 working days



COVE 550/14D (ANTHRACITE TEXTURE 7016)



COVE 550/14 (WHITE 9016)



NEWWEY

VERTICAL

MODEL	HEIGHT (mm)	WIDTH (mm)	WATTS Δt 50°C	BTUs Δt 50°C	WHITE 9016 (ex VAT)	ANTHRACITE TEXTURE 7016 (ex VAT)	ULTRA MATT BLACK (ex VAT)	COLOUR / FINISHES (ex VAT)	WEIGHT (kgs)
NEWWEY VERTICAL - CENTRAL HEATING									
NEWWEY 1800/6	1800	287	1093	3729	£309	£309	£372	£434	35
NEWWEY 1800/8	1800	376	1458	4974	£399	£399	£479	£558	48
NEWWEY 1800/12	1800	554	2187	7457	£577	£577	£693	£808	67

All prices in **White** next working day

HORIZONTAL

MODEL	HEIGHT (mm)	WIDTH (mm)	WATTS Δt 50°C	BTUs Δt 50°C	WHITE 9016 (ex VAT)	ANTHRACITE TEXTURE 7016 (ex VAT)	ULTRA MATT BLACK (ex VAT)	COLOUR / FINISHES (ex VAT)	WEIGHT (kgs)
NEWWEY HORIZONTAL - CENTRAL HEATING									
NEWWEY 600/13	600	599	841	2869	£277	£277	£334	£388	31
NEWWEY 600/18	600	821	1165	3974	£370	£370	£444	£517	40
NEWWEY 600/22	600	999	1424	4858	£445	£445	£534	£622	46
NEWWEY 600/26	600	1177	1682	5738	£519	£519	£623	£727	55
NEWWEY 600/30	600	1355	1941	6625	£594	£594	£712	£830	65

All prices in **White** next working day

Available Finishes



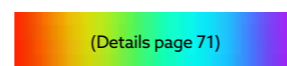
WHITE 9016
Lead Time: Next working day



ANTHRACITE TEXTURE 7016
Lead Time: Next working day



F02 ULTRA MATT BLACK
Lead Time: 7 working days



RAL COLOURS/FINISHES
Lead Time: 7 working days



MILD STEEL



ALL STOCKED ITEMS
NEXT WORKING DAY



5 YEAR
GUARANTEE



OPTIONS
CENTRAL HEATING

NEWWEY 1800/8 (ANTHRACITE TEXTURE 7016)



TECHNICAL INFORMATION

Wall to front face = **158mm**
Wall to pipe centres = **95mm**
Pipe centres = **Radiator width + valves**
Standard connections **1/2"**



* See pages 62-69 for Accessories




FOR MORE INFORMATION

NEWWEY 600/22 (WHITE 9016)



TECHNICAL INFORMATION

Wall to front face = **158mm**
Wall to pipe centres = **95mm**
Pipe centres = **Radiator width + valves**
Standard connections **1/2"**



FOR MORE INFORMATION

BRUNEL

VERTICAL

MODEL	HEIGHT (mm)	WIDTH (mm)	WATTS Δt 50°C	BTUs Δt 50°C	WHITE 9016 (ex VAT)	ANTHRACITE TEXTURE 7016 (ex VAT)	ULTRA MATT BLACK (ex VAT)	COLOUR / FINISHES (ex VAT)	WEIGHT (kgs)
BRUNEL VERTICAL - CENTRAL HEATING									
BRUNEL 1800/8	1800	348	1249	4261	£408	£408	£491	£571	40
BRUNEL 1800/12	1800	512	1873	6390	£601	£601	£721	£842	62

All prices in **White** next working day

HORIZONTAL

MODEL	HEIGHT (mm)	WIDTH (mm)	WATTS Δt 50°C	BTUs Δt 50°C	WHITE 9016 (ex VAT)	ANTHRACITE TEXTURE 7016 (ex VAT)	ULTRA MATT BLACK (ex VAT)	COLOUR / FINISHES (ex VAT)	WEIGHT (kgs)
BRUNEL HORIZONTAL - CENTRAL HEATING									
BRUNEL 600/14	600	594	762	2599	£319	£319	£384	£446	25
BRUNEL 600/20	600	840	1089	7115	£435	£435	£522	£608	40
BRUNEL 600/26	600	1086	1415	4827	£554	£554	£665	£775	49

All prices in **White** next working day

Available Finishes



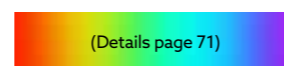
WHITE 9016
Lead Time: Next working day



ANTHRACITE TEXTURE 7016
Lead Time: Next working day



F02 ULTRA MATT BLACK
Lead Time: 7 working days



RAL COLOURS/FINISHES
Lead Time: 7 working days



MILD STEEL



ALL STOCKED ITEMS
NEXT WORKING DAY



5 YEAR GUARANTEE




OPTIONS
CENTRAL HEATING



TECHNICAL INFORMATION

Wall to front face = **123mm**
Wall to pipe centres = **55mm**
Pipe centres = **Radiator width + valves**
Standard connections **1/2"**



* See pages 62-69 for Accessories



FOR MORE INFORMATION

BRUNEL 600/20 (WHITE 9016)



TECHNICAL INFORMATION

Wall to front face = **123mm**
Wall to pipe centres = **55mm**
Pipe centres = **Radiator width + valves**
Standard connections **1/2"**



FOR MORE INFORMATION

PICA

VERTICAL

MODEL	HEIGHT (mm)	WIDTH (mm)	WATTS Δt 50°C	BTUs Δt 50°C	WHITE TEXTURE 9016 (ex VAT)	ANTHRACITE TEXTURE 7016 (ex VAT)	WEIGHT (kgs)
PICA VERTICAL - CENTRAL HEATING							
PICA 1800/4	1800	335	1369	4671	£403	£403	10
PICA 1800/6	1800	505	2055	7010	£557	£557	14

All prices in **White** next working day

HORIZONTAL

MODEL	HEIGHT (mm)	WIDTH (mm)	WATTS Δt 50°C	BTUs Δt 50°C	WHITE TEXTURE 9016 (ex VAT)	ANTHRACITE TEXTURE 7016 (ex VAT)	WEIGHT (kgs)
PICA VERTICAL - CENTRAL HEATING							
PICA 600/5	600	420	615	2100	£224	£224	6
PICA 600/7	600	590	858	2926	£300	£300	7
PICA 600/9	600	760	1097	3744	£377	£377	9
PICA 600/12	600	1015	1460	4980	£473	£473	10
PICA 600/14	600	1185	1703	5810	£540	£540	13
PICA 600/16	600	1355	1946	6640	£607	£607	15

All prices in **White** next working day

Available Finishes



WHITE TEXTURE 9016
Lead Time: Next working day



ANTHRACITE TEXTURE 7016
Lead Time: Next working day



PICA 1800/6 (ANTHRACITE TEXTURE 7016)



TECHNICAL INFORMATION

Wall to front face = **105mm**
Wall to pipe centres = **69mm**
Pipe centres = **Radiator width + valves**
Standard connections **1/2"**



FOR MORE INFORMATION



PICA 600/14 (WHITE TEXTURE 9016)



TECHNICAL INFORMATION


Wall to front face = **105mm**
Wall to pipe centres = **69mm**
Pipe centres = **Radiator width + valves**
Standard connections **1/2"**



FOR MORE INFORMATION



FOR MORE INFORMATION
including fitting instructions, visit
our website or scan the QR code



DAWLEY VERTICAL



* See pages 62-69 for Accessories

TECHNICAL INFORMATION

Wall to front face = 120mm

Wall to pipe centres = 70mm

Pipe centres = Radiator
width + valves

Standard connections 1/2"

MODEL	HEIGHT (mm)	WIDTH (mm)	WATTS Δt 50°C	BTUs Δt 50°C	WHITE 9016 (ex VAT)	ANTHRACITE TEXTURE 7016 (ex VAT)	ULTRA MATT BLACK (ex VAT)	FINISHES (ex VAT)	WEIGHT (kgs)
DAWLEY VERTICAL - CENTRAL HEATING									
DAWLEY 1470/3	1470	260	711	2427	£343	£446	£446	£479	8
DAWLEY 1470/4	1470	340	948	3236	£445	£578	£578	£622	10
DAWLEY 1470/5	1470	420	1185	4042	£549	£713	£713	£768	13
DAWLEY 1470/6	1470	500	1422	4854	£650	£846	£846	£910	16
DAWLEY 1870/3	1870	260	853	2910	£416	£541	£541	£582	10
DAWLEY 1870/4	1870	340	1138	3884	£542	£704	£704	£758	13
DAWLEY 1870/5	1870	420	1423	4855	£667	£868	£868	£934	16
DAWLEY 1870/6	1870	500	1707	5824	£796	£1,034	£1,034	£1,114	19

All prices in **White** next working day

Available Finishes



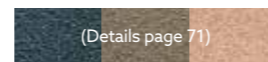
WHITE 9016
Lead Time: Next working day



ANTHRACITE TEXTURE 7016
Lead Time: 7 working days



F02 ULTRA MATT BLACK
Lead Time: 7 working days



FINISHES
Lead Time: 7 working days



DAWLEY 1870/5 (ANTHRACITE TEXTURE 7016)



DAWLEY 1870/5 (WHITE 9016)



FOR MORE INFORMATION
including fitting instructions, visit
our website or scan the QR code



OSSET HORIZONTAL



* See pages 62-69 for Accessories

TECHNICAL INFORMATION

Wall to front face = **120mm**

Wall to pipe centres = **70mm**

Pipe centres = **Radiator
width + valves**

Standard connections **1/2"**

MODEL	HEIGHT (mm)	WIDTH (mm)	WATTS Δt 50°C	BTUs Δt 50°C	WHITE 9016 (ex VAT)	ANTHRACITE TEXTURE 7016 (ex VAT)	ULTRA MATT BLACK (ex VAT)	FINISHES (ex VAT)	WEIGHT (kgs)
OSSET HORIZONTAL - CENTRAL HEATING									
OSSET 431/5	431	420	432	1474	£181	£235	£235	£253	5
OSSET 431/7	431	580	605	2063	£239	£310	£310	£335	7
OSSET 431/10	431	820	864	2948	£325	£423	£423	£456	10
OSSET 431/12	431	980	1037	3537	£383	£497	£497	£536	12
OSSET 431/14	431	1140	1210	4127	£441	£572	£572	£617	14
OSSET 581/5	581	420	577	1968	£181	£235	£235	£253	7
OSSET 581/7	581	580	808	2756	£239	£310	£310	£335	10
OSSET 581/10	581	820	1154	3937	£325	£423	£423	£456	12
OSSET 581/12	581	980	1385	4725	£383	£497	£497	£536	15
OSSET 581/14	581	1140	1616	5514	£441	£572	£572	£617	18
OSSET 681/5	681	420	641	2187	£189	£247	£247	£264	8
OSSET 681/7	681	580	897	3062	£250	£324	£324	£350	11
OSSET 681/10	681	820	1282	4374	£341	£444	£444	£477	14
OSSET 681/12	681	980	1538	5247	£401	£522	£522	£561	17
OSSET 681/14	681	1140	1794	6121	£462	£601	£601	£647	20

END PANELS (SOLD AS A PAIR)

MODEL	WHITE 9016 (ex VAT)	ANTHRACITE TEXTURE 7016 (ex VAT)*	ULTRA MATT BLACK (ex VAT)*	FINISHES (ex VAT)*
OSSET 431/EP	£98	£98	£98	£98
OSSET 581/EP	£98	£98	£98	£98
OSSET 681/EP	£98	£98	£98	£98

All prices in **White** next working day

* Only available when purchased with a radiator of the same finish.

Available Finishes



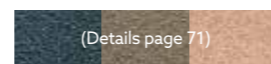
WHITE 9016
Lead Time: Next working day



ANTHRACITE TEXTURE 7016
Lead Time: 7 working days



F02 ULTRA MATT BLACK
Lead Time: 7 working days



FINISHES
Lead Time: 7 working days



OSSET 581/12 (ANTHRACITE TEXTURE 7016)



END PANELS ARE NOT INCLUDED AS STANDARD



OSSET 581/12 (WHITE 9016 WITH ADDITIONAL END PANELS)



MOTO

VERTICAL

MODEL	HEIGHT (mm)	WIDTH (mm)	WATTS Δt 50°C	BTUs Δt 50°C	WHITE 9016 (ex VAT)	ANTHRACITE 7016 (ex VAT)	WEIGHT (kgs)
-------	-------------	------------	---------------	--------------	---------------------	--------------------------	--------------

MOTO VERTICAL - CENTRAL HEATING

MOTO 1800/4	1800	475	1338	4565	£350	£350	16
MOTO 1800/5	1800	595	1672	5705	£439	£439	19

All prices in **White** next working day

HORIZONTAL

MODEL	HEIGHT (mm)	WIDTH (mm)	WATTS Δt 50°C	BTUs Δt 50°C	WHITE 9016 (ex VAT)	ANTHRACITE 7016 (ex VAT)	WEIGHT (kgs)
-------	-------------	------------	---------------	--------------	---------------------	--------------------------	--------------

MOTO HORIZONTAL - CENTRAL HEATING

MOTO 600/4	600	475	568	1938	£192	£192	6
MOTO 600/5	600	595	655	2234	£237	£237	8
MOTO 600/7	600	835	993	3388	£328	£328	11
MOTO 600/8	600	955	1135	3872	£373	£373	13
MOTO 600/10	600	1195	1419	4841	£470	£470	14
MOTO 600/11	600	1315	1560	5323	£514	£514	16

All prices in **White** next working day

Available Finishes



WHITE 9016

Lead Time: Next working day



ANTHRACITE 7016

Lead Time: Next working day



ALUMINIUM



ALL STOCKED ITEMS
NEXT WORKING DAY



5 YEAR
GUARANTEE



OPTIONS
CENTRAL HEATING

MOTO 1800/4 (WHITE 9016)

TECHNICAL INFORMATION

Wall to front face = **100mm**
 Wall to pipe centres = **46mm**
 Pipe centres = **Radiator width + valves**
 Standard connections **1/2"**



* See pages 62-69 for Accessories



CRIMPED EFFECT




FOR MORE INFORMATION



MOTO 600/7 (ANTHRACITE 7016)

TECHNICAL INFORMATION

Wall to front face = **100mm**
 Wall to pipe centres = **46mm**
 Pipe centres = **Radiator width + valves**
 Standard connections **1/2"**



CRIMPED EFFECT



FOR MORE INFORMATION



FOR MORE INFORMATION
including fitting instructions, visit
our website or scan the QR code



MODUS

VERTICAL ELECTRIC



* See page 67-69 for Accessories



Please be aware that the Modus Lacquered range has been created to enhance the markings of the manufacturing process, including the distinctive weld marks, making each section individual and every radiator unique.

MODEL	HEIGHT (mm)	WIDTH (mm)	DEPTH (mm)	NO. OF SECTIONS	ELECTRIC ELEMENT WATTAGE	WHITE 9016 (ex VAT)	ANTHRACITE TEXTURE 7016 (ex VAT)	BARE METAL (ex VAT)	ULTRA MATT BLACK (ex VAT)	COLOUR / FINISHES (ex VAT)	WEIGHT (kgs)
MODUS VERTICAL ELECTRIC - 2 COLUMN											
MODUS-E 2.1800/7	1920	346	62	7	1200	£920	£1,105	£1,196	£1,105	£1,196	34
MODUS-E 2.1800/11	1920	530	62	11	1500	£1,062	£1,274	£1,379	£1,274	£1,379	49

All prices in **White** next working day

H+ element (IPX4) finish options: white, chrome, matt black & anthracite

When ordering colour / finishes product please state which element finish you require



Controller included

Available Finishes



WHITE 9016
Lead Time: Next working day



ANTHRACITE TEXTURE 7016
Lead Time: Next working day



BARE METAL LACQUER
Lead Time: Next working day



F02 ULTRA MATT BLACK
Lead Time: 7 working days




RAL COLOURS/FINISHES
Lead Time: 7 working days

(Details page 71)



MODUS-E 1800/11 (ANTHRACITE TEXTURE 7016)



MODUS-E 1800/11 (WHITE 9016)



SUPLA



H+ Element Functions

- Wi-Fi compatible
- Can be controlled through your smart phone or handheld device
- Multiple radiators can be programmed through the Supla app
- Can be programmed daily and weekly
- Works with controller
- Control of water or ambient temperature
- LED display
- Turbo boost function (easy drying, heating)
- Electric connection cover
- Energy saving
- Compliant with Lot 20
- IPX4 rated
- Installation required



MILD STEEL



ALL STOCKED ITEMS
NEXT WORKING DAY



8 YEAR GUARANTEE
(2 YEARS ON ELEMENT)




OPTIONS ELECTRIC

FOR MORE INFORMATION
including fitting instructions, visit
our website or scan the QR code



MODUS

HORIZONTAL ELECTRIC



Please be aware that the Modus Lacquered range has been created to enhance the markings of the manufacturing process, including the distinctive weld marks, making each section individual and every radiator unique.

MODEL	HEIGHT (mm)	WIDTH (mm)	DEPTH (mm)	NO. OF SECTIONS	ELECTRIC ELEMENT WATTAGE	WHITE 9016 (ex VAT)	ANTHRACITE TEXTURE 7016 (ex VAT)	BARE METAL (ex VAT)	ULTRA MATT BLACK (ex VAT)	COLOUR / FINISHES (ex VAT)	WEIGHT (kgs)
MODUS HORIZONTAL ELECTRIC - 2 COLUMN											
MODUS-E 2.600/13	600	692	62	13	600	£546	£655	£709	£655	£709	21
MODUS-E 2.600/17	600	876	62	17	900	£683	£819	£889	£819	£889	27
MODUS-E 2.600/21	600	1060	62	21	1200	£823	£987	£1,069	£987	£1,069	33
MODUS-E 2.600/26	600	1290	62	26	1500	£964	£1,157	£1,254	£1,157	£1,254	39
MODUS HORIZONTAL ELECTRIC - 3 COLUMN											
MODUS-E 3.600/13	600	692	100	13	900	£578	£694	£749	£694	£749	28
MODUS-E 3.600/17	600	876	100	17	1200	£730	£875	£947	£875	£947	38
MODUS-E 3.600/21	600	1060	100	21	1500	£883	£1,061	£1,151	£1,061	£1,151	48
MODUS-E 3.600/26	600	1290	100	26	2000	£1,037	£1,244	£1,348	£1,244	£1,348	57
MODUS HORIZONTAL ELECTRIC - 4 COLUMN											
MODUS-E 4.600/13	600	692	136	13	1200	£624	£749	£809	£749	£809	42
MODUS-E 4.600/17	600	876	136	17	1500	£801	£1,001	£1,038	£1,001	£1,038	55
MODUS-E 4.600/21	600	1060	136	21	2000	£976	£1,172	£1,269	£1,172	£1,269	66
MODUS-E 4.600/26	600	1290	136	26	2000	£1,153	£1,382	£1,497	£1,382	£1,497	78



Controller included

All prices in **White** next working day

H+H element (IPX4) finish options: white, chrome, matt black & anthracite

When ordering colour / finishes product please state which element finish you require

Available Finishes



WHITE 9016
Lead Time: Next working day



ANTHRACITE TEXTURE 7016
Lead Time: Next working day



BARE METAL LACQUER
Lead Time: Next working day



F02 ULTRA MATT BLACK
Lead Time: 7 working days



RAL COLOURS/FINISHES
Lead Time: 7 working days

(Details page 71)



MODUS-E 4.600/17 (ANTHRACITE TEXTURE 7016)



MODUS-E 3.600/17 (WHITE 9016)



SUPLA



H+H Element Functions

- Wi-Fi compatible
- Can be controlled through your smart phone or handheld device
- Multiple radiators can be programmed through the Supla app
- Can be programmed daily and weekly
- Works with controller
- Control of water or ambient temperature
- LED display
- Turbo boost function (easy drying, heating)
- Energy saving
- Compliant with Lot 20
- IPX4 rated
- Installation required



MILD STEEL



ALL STOCKED ITEMS
NEXT WORKING DAY



8 YEAR GUARANTEE
(2 YEARS ON ELEMENT)



OPTIONS ELECTRIC

FOR MORE INFORMATION
including fitting instructions, visit
our website or scan the QR code



HAWKSHAW

NEW FASTER DELIVERY

ELECTRIC



* See pages 67-69 for Accessories



MODEL	HEIGHT (mm)	WIDTH (mm)	DEPTH (mm)	NO. OF SECTIONS	ELECTRIC ELEMENT WATTAGE	BLACK PRIMER (ex VAT)	WHITE 9010 (EX VAT)	ANTHRACITE 7016 (ex VAT)	COLOUR / FINISHES (ex VAT)	WEIGHT (kgs)
HAWKSHAW ELECTRIC CAST IRON - 4 COLUMN										
HAWK-E 460/10	460	735	140	10	900	£672	£796	£796	£897	42
HAWK-E 460/14	460	975	140	14	900	£820	£996	£996	£1,133	59
HAWK-E 460/18	460	1215	140	18	1200	£971	£1,194	£1,194	£1,372	77
HAWK-E 660/10	660	735	140	10	900	£756	£879	£879	£996	58
HAWK-E 660/14	660	975	140	14	1200	£938	£1,110	£1,110	£1,274	82
HAWK-E 660/18	660	1215	140	18	1500	£1,120	£1,341	£1,341	£1,551	105
HAWK-E 760/10	760	735	140	10	1200	£796	£922	£922	£1,044	68
HAWK-E 760/14	760	975	140	14	1500	£996	£1,170	£1,170	£1,341	95
HAWK-E 760/18	760	1215	140	18	2000	£1,194	£1,418	£1,418	£1,641	122

All prices in **White** next working day

H+ element (IPX4) finish options: white, chrome, matt black & anthracite

When ordering colour / finishes product please state which element finish you require

HEAVY PRODUCT - pre-filled, cast iron radiator



Controller included

Available Finishes



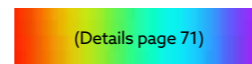
BLACK PRIMER
Lead Time: 5 working days
(stocked sizes next working day)



WHITE 9010
Lead Time: 5 working days
(stocked sizes next working day)



ANTHRACITE 7016
Lead Time: 5 working days
(stocked sizes next working day)



RAL COLOURS
Lead Time: 10 working days

(Details page 71)



HAWK-E 660/14 (WHITE 9010)



HAWK-E 660/14 (ANTHRACITE 7016)



SUPLA



H+ Element Functions

- Wi-Fi compatible
- Can be controlled through your smart phone or handheld device
- Multiple radiators can be programmed through the Supla app
- Can be programmed daily and weekly
- Works with controller
- Control of water or ambient temperature
- LED display
- Turbo boost function (Easy drying, heating)
- Energy saving
- Compliant with Lot 20
- IPX4 rated
- Installation required



ALL STOCKED ITEMS
NEXT WORKING DAY

10 YEAR GUARANTEE
(2 YEARS ON ELEMENT)



OPTIONS
ELECTRIC

FOR MORE INFORMATION
including fitting instructions, visit
our website or scan the QR code



OSSET ELECTRIC



TECHNICAL INFORMATION

Wall to front face = 120mm

MODEL	HEIGHT (mm)	WIDTH (mm)	DEPTH (mm)	NO. OF SECTIONS	ELECTRIC ELEMENT WATTAGE	WHITE 9016 (ex VAT)	ANTHRACITE TEXTURE 7016 (ex VAT)	ULTRA MATT BLACK (ex VAT)	FINISHES (ex VAT)	WEIGHT (kgs)
OSSET ELECTRIC										
OSSET-E 581/5	581	490	95	5	600	£451	£542	£542	£631	11
OSSET-E 581/7	581	650	95	7	900	£509	£611	£611	£713	14
OSSET-E 581/10	581	890	95	10	1200	£596	£715	£715	£834	17
OSSET-E 581/12	581	1050	95	12	1200	£653	£783	£783	£914	21
OSSET-E 581/14	581	1210	95	14	1500	£711	£854	£854	£996	26



Controller included

All prices in **White** next working day
H+H element (IPX4) finish options: white, chrome, matt black & anthracite

Available Finishes



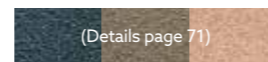
WHITE 9016
Lead Time: Next working day



ANTHRACITE TEXTURE 7016
Lead Time: 7 working days



F02 ULTRA MATT BLACK
Lead Time: 7 working days



FINISHES
Lead Time: 7 working days
(Details page 71)



OSSET-E 581/12 (ANTHRACITE TEXTURE 7016)



OSSET-E 581/12 (WHITE 9016)

H+H Element Functions

- Wi-Fi compatible
- Can be controlled through your smart phone or handheld device
- Multiple radiators can be programmed through the Supla app
- Can be programmed daily and weekly
- Works with controller
- Control of water or ambient temperature
- LED display
- Turbo boost function (easy drying, heating)
- Energy saving
- Compliant with Lot 20
- IPX4 rated
- Installation required



SUPLA



FOR MORE INFORMATION
including fitting instructions, visit
our website or scan the QR code



BGO

NEW - AVAILABLE FROM SEPTEMBER

VERTICAL ELECTRIC



MODEL	HEIGHT (mm)	WIDTH (mm)	ELECTRIC ELEMENT WATTAGE	WHITE TEXTURE 9016 (ex VAT)	ANTHRACITE TEXTURE 7016 (ex VAT)	BLACK TEXTURE 9005 (ex VAT)	WEIGHT (kgs)
BGO VERTICAL							
BGO 1600/6	1600	550	2000	£550	£550	£550	18

All prices in **White** next working day

Available Finishes



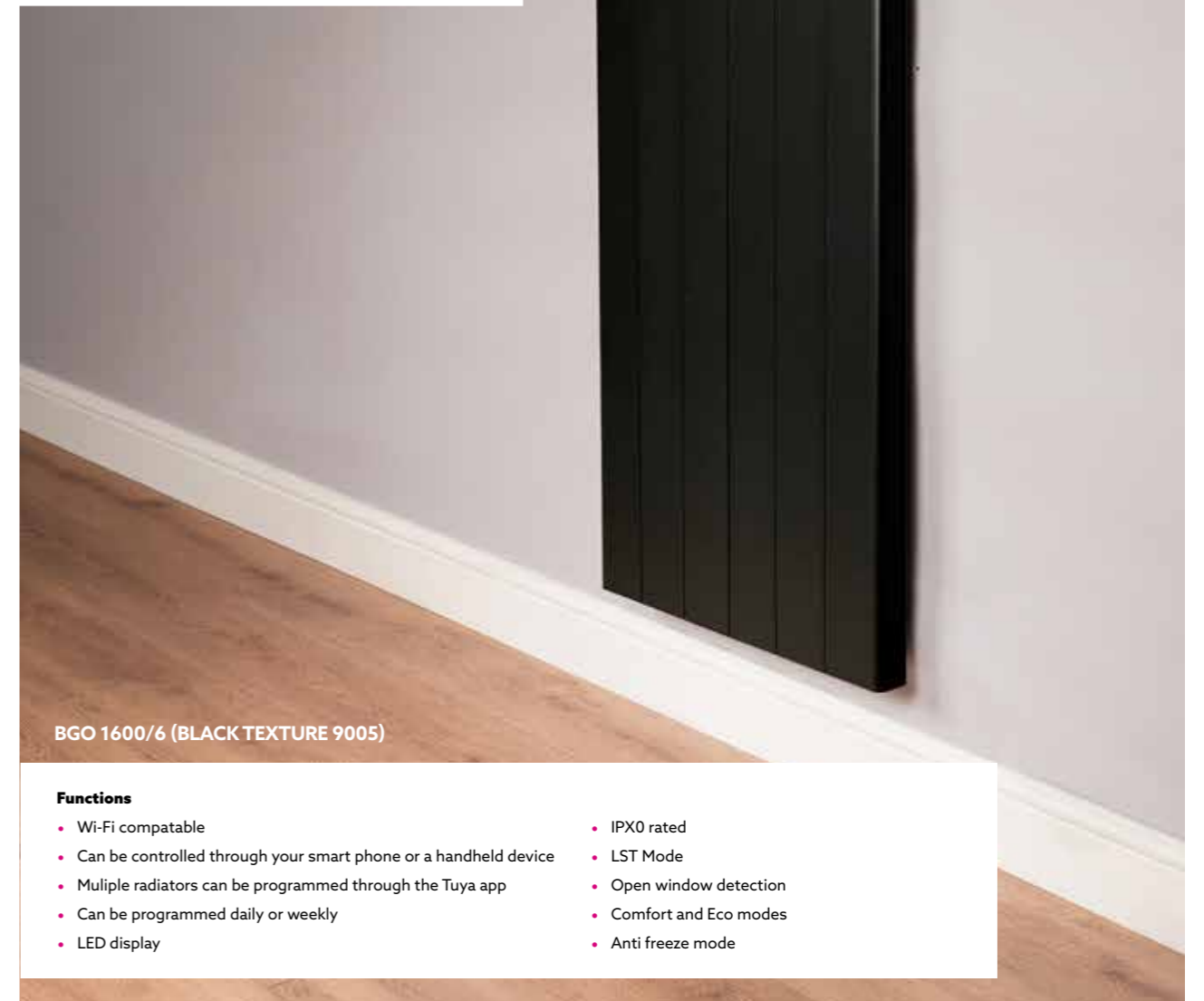
WHITE TEXTURE 9016
Lead Time: Next working day

ANTHRACITE TEXTURE 7016
Lead Time: Next working day

BLACK TEXTURE 9005
Lead Time: Next working day



BGO 1600/6 (WHITE TEXTURE 9016)



BGO 1600/6 (BLACK TEXTURE 9005)

Functions

- Wi-Fi compatible
- Can be controlled through your smart phone or a handheld device
- Multiple radiators can be programmed through the Tuya app
- Can be programmed daily or weekly
- LED display
- IPX0 rated
- LST Mode
- Open window detection
- Comfort and Eco modes
- Anti freeze mode

ALUMINIUM

ALL STOCKED ITEMS
NEXT WORKING DAY

2 YEAR GUARANTEE

OPTIONS
ELECTRIC

METRO (STRAIGHT) 25MM TUBE

MODEL	HEIGHT (mm)	WIDTH (mm)	PIPE CENTRES (mm)	WATTS Δt 50°C	BTUs Δt 50°C	ELEMENT WATTAGE REQUIRED	WHITE 9016 (ex VAT)	CHROME (ex VAT)	ULTRA MATT BLACK (ex VAT)	COLOUR / FINISHES (ex VAT)	WEIGHT (kgs)
METRO - CENTRAL HEATING											
METRO 30/80	800	300	255	325	1109	300	£68	£95	£151	£179	4
METRO 30/120	1200	300	255	490	1672	300	£92	£145	£175	£202	6
METRO 40/80	800	400	355	370	1263	300	£74	£113	£158	£185	5
METRO 40/120	1200	400	355	530	1809	300	£100	£160	£184	£211	8
METRO 40/180	1800	400	355	840	2866	900	£141	£212	£224	£251	12
METRO 50/80	800	500	455	420	1433	300	£87	£118	£170	£197	6
METRO 50/100	1000	500	455	538	1836	300	-	£152	-	-	8
METRO 50/120	1200	500	455	600	2047	600	£109	£169	£192	£220	9
METRO 50/150	1500	500	455	750	2559	600	£122	£207	£205	£233	13
METRO 50/180	1800	500	455	925	3156	900	£155	£242	£239	£266	15
METRO 60/80	800	600	555	445	1518	300	£90	£133	£173	£200	7
METRO 60/100	1000	600	555	589	2010	600	-	£147	-	-	9
METRO 60/120	1200	600	555	710	2422	600	£120	£187	£203	£231	10
METRO 60/150	1500	600	555	900	3070	600	£134	£234	£217	£244	13
METRO 60/180	1800	600	555	1107	3777	900	£174	£273	£257	£285	15

Chrome finish reduces output by up to 20% All prices in **White** next working day

ORION (CURVED) 25MM TUBE

MODEL	HEIGHT (mm)	WIDTH (mm)	PIPE CENTRES (mm)	WATTS Δt 50°C	BTUs Δt 50°C	ELEMENT WATTAGE REQUIRED	WHITE 9016 (ex VAT)	CHROME (ex VAT)	ULTRA MATT BLACK (ex VAT)	COLOUR / FINISHES (ex VAT)	WEIGHT (kgs)
ORION - CENTRAL HEATING											
ORION 50/80	800	500	455	420	1433	300	£84	£129	£167	£194	6
ORION 50/100	1000	500	455	538	1836	300	-	£155	-	-	7
ORION 50/120	1200	500	455	600	2047	600	£112	£183	£195	£222	9
ORION 50/150	1500	500	455	750	2559	600	£136	£222	£219	£247	11
ORION 50/180	1800	500	455	925	3156	900	£161	£253	£244	£271	14
ORION 60/80	800	600	555	490	1672	300	£93	£147	£176	£203	7
ORION 60/100	1000	600	555	589	2010	600	-	£171	-	-	10
ORION 60/120	1200	600	555	710	2423	600	£124	£199	£207	£235	12
ORION 60/150	1500	600	555	900	3070	600	£139	£248	£222	£249	13
ORION 60/180	1800	600	555	1107	3777	900	£180	£289	£263	£290	15

Chrome finish reduces output by up to 20% All prices in **White** next working day

MODEL	DUAL FUEL & ELECTRIC ONLY OPTIONS (ADD COST TO PRICE OF TOWEL RAIL)	(ex VAT)
DF-E	Dual fuel supplied with Essential element, matching cap & t-piece	£74
DF-T	Dual fuel supplied with thermostatic (TEC) element with matching t-piece	£120
EO-E	Electric only, pre-filled with Essential element & matching cap	£131
EO-T	Electric only, pre-filled with thermostatic (TEC) element	£215

Available Finishes



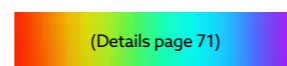
WHITE 9016
Lead Time: Next working day



CHROME
Lead Time: Next working day



F02 ULTRA MATT BLACK
Lead Time: 7 working days



RAL COLOURS/FINISHES
Lead Time: 7 working days



MILD STEEL



ALL STOCKED ITEMS
NEXT WORKING DAY



5 YEAR
GUARANTEE



OPTIONS CENTRAL HEATING/
ELECTRIC/DUAL FUEL



METRO 50/120 (CHROME)

TECHNICAL INFORMATION

Wall to front face = **87-97mm**
Wall to pipe centres = **78-88mm**
Standard connections **1/2"**



FOR ELECTRIC
INFO AND
PRICING



FOR MORE INFO
ON CENTRAL
HEATING VERSION



* See pages 62-69
for Accessories



ORION 50/120 (WHITE 9016)

TECHNICAL INFORMATION

Wall to front face = **90-100mm**
Wall to pipe centres = **67-77mm**
Standard connections **1/2"**



FOR ELECTRIC
INFO AND
PRICING




FOR MORE INFO
ON CENTRAL
HEATING VERSION



* See pages 62-69
for Accessories

RYKER 50/80 (CHROME)

TECHNICAL INFORMATION
 Wall to front face = **104-115mm**
 Wall to pipe centres = **65-76mm**
 Standard connections **1/2"**
 The Ryker can be mounted right or left handed.



* See pages 62-69 for Accessories



FOR MORE INFORMATION




RYKER


MODEL	HEIGHT (mm)	WIDTH (mm)	PIPE CENTRES (mm)	WATTS Δt 50°C	BTUs Δt 50°C	WHITE 9016 (ex VAT)	ANTHRACITE TEXTURE 7016 (ex VAT)	CHROME (ex VAT)	ULTRA MATT BLACK (ex VAT)	COLOUR / FINISHES (ex VAT)	WEIGHT (kgs)
RYKER - CENTRAL HEATING											
RYKER 50/80	824	500	80	421	1436	£221	£221	£277	£304	£321	9
RYKER 50/120	1126	500	80	560	1910	£270	£270	£342	£353	£371	12

Chrome finish reduces output by up to 20% All prices in **White** next working day


Available Finishes




WHITE 9016
Lead Time: Next working day




ANTHRACITE TEXTURE 7016
Lead Time: Next working day



CHROME
Lead Time: Next working day



F02 ULTRA MATT BLACK
Lead Time: 7 working days



RAL COLOURS/FINISHES
Lead Time: 7 working days

-  **MILD STEEL**
-  **ALL STOCKED ITEMS NEXT WORKING DAY**
- 5 YEAR GUARANTEE**
-  **OPTIONS CENTRAL HEATING**

STALIA 50/120 (BLACK MATT 9005)

TECHNICAL INFORMATION
 Wall to front face = **79-89mm**
 Wall to pipe centres = **60-70mm**
 Standard connections **1/2"**



FOR ELECTRIC INFO AND PRICING



FOR MORE INFO ON CENTRAL HEATING VERSION



* See pages 62-69 for Accessories

STALIA

MODEL	HEIGHT (mm)	WIDTH (mm)	PIPE CENTRES (mm)	WATTS Δt 50°C	BTUs Δt 50°C	ELEMENT WATTAGE REQUIRED	WHITE 9016 (ex VAT)	ANTHRACITE TEXTURE 7016 (ex VAT)	BLACK MATT 9005 (ex VAT)	ULTRA MATT BLACK (ex VAT)	COLOUR / FINISHES (ex VAT)	WEIGHT (kgs)
STALIA - CENTRAL HEATING												
STALIA 50/80	800	500	465	285	973	300	£142	£142	£142	£225	£246	8
STALIA 50/120	1200	500	465	428	1461	300	£188	£188	£188	£271	£293	10
STALIA 50/160	1600	500	465	570	1947	600	£246	£246	£246	£329	£350	15

All prices in **White** next working day

MODEL	DUAL FUEL & ELECTRIC ONLY OPTIONS (ADD COST TO PRICE OF TOWEL RAIL)	(ex VAT)
DF-E	Dual fuel supplied with Essential element, matching cap & t-piece	£74
DF-T	Dual fuel supplied with thermostatic (TEC) element with matching t-piece	£120
EO-E	Electric only, pre-filled with Essential element & matching cap	£131
EO-T	Electric only, pre-filled with thermostatic (TEC) element	£215

Available Finishes



WHITE 9016
Lead Time: Next working day



ANTHRACITE TEXTURE 7016
Lead Time: Next working day



BLACK MATT 9005
Lead Time: Next working day



F02 ULTRA MATT BLACK
Lead Time: 7 working days




RAL COLOURS/FINISHES
Lead Time: 7 working days

-  **MILD STEEL**
-  **ALL STOCKED ITEMS NEXT WORKING DAY**
- 5 YEAR GUARANTEE**
-  **OPTIONS CENTRAL HEATING/ELECTRIC/DUAL FUEL**

ALTONA 50/120 (CHROME)


TECHNICAL INFORMATION
 Wall to front face = 90-100mm
 Wall to pipe centres = 50-60mm
 Standard connections 1/2"



* See pages 62-69 for Accessories



FOR ELECTRIC INFO AND PRICING



FOR MORE INFO ON CENTRAL HEATING VERSION



COVE TR50/120 (WHITE 9016)

TECHNICAL INFORMATION
 Wall to front face = 90-95mm
 Wall to pipe centres = 50-55mm
 Standard connections 1/2"



FOR ELECTRIC INFO AND PRICING



FOR MORE INFO ON CENTRAL HEATING VERSION



* See pages 62-69 for Accessories

ALTONA

MODEL	HEIGHT (mm)	WIDTH (mm)	PIPE CENTRES (mm)	WATTS Δt 50°C	BTUs Δt 50°C	ELEMENT WATTAGE REQUIRED	WHITE 9016 (ex VAT)	CHROME (ex VAT)	ULTRA MATT BLACK (ex VAT)	COLOUR / FINISHES (ex VAT)	WEIGHT (kgs)
ALTONA - CENTRAL HEATING											
ALTONA 50/80	800	500	455	371	1264	300	£138	£205	£221	£248	7
ALTONA 50/120	1200	500	455	566	1930	600	£182	£271	£265	£293	9
ALTONA 50/160	1600	500	455	836	2580	600	£235	£354	£318	£346	11
ALTONA 60/80	800	600	555	420	1432	300	£149	£222	£233	£258	8
ALTONA 60/120	1200	600	555	631	2151	600	£196	£301	£279	£306	12
ALTONA 60/160	1600	600	555	916	3123	900	£259	£393	£343	£370	13

Chrome finish reduces output by up to 20% All prices in **White** next working day

MODEL	DUAL FUEL & ELECTRIC ONLY OPTIONS (ADD COST TO PRICE OF TOWEL RAIL)	(ex VAT)
DF-E	Dual fuel supplied with Essential element, matching cap & t-piece	£74
DF-T	Dual fuel supplied with thermostatic (TEC) element with matching t-piece	£120
EO-E	Electric only, pre-filled with Essential element & matching cap	£131
EO-T	Electric only, pre-filled with thermostatic (TEC) element	£215

Available Finishes



WHITE 9016 Lead Time: Next working day
CHROME Lead Time: Next working day
F02 ULTRA MATT BLACK Lead Time: 7 working days
RAL COLOURS/FINISHES Lead Time: 7 working days

MILD STEEL **ALL STOCKED ITEMS NEXT WORKING DAY** **5 YEAR GUARANTEE** **OPTIONS CENTRAL HEATING/ELECTRIC/DUAL FUEL**

COVE TR

MODEL	HEIGHT (mm)	WIDTH (mm)	PIPE CENTRES (mm)	WATTS Δt 50°C	BTUs Δt 50°C	ELEMENT WATTAGE REQUIRED	WHITE 9016 (ex VAT)	ANTHRACITE TEXTURE 7016 (ex VAT)	ULTRA MATT BLACK (ex VAT)	COLOUR / FINISHES (ex VAT)	WEIGHT (kgs)
COVE TR - CENTRAL HEATING											
COVE TR50/80	826	500	450	410	1399	600	£173	£173	£256	£279	12
COVE TR50/120	1120	500	450	550	1877	900	£212	£212	£295	£317	17
COVE TR50/150	1535	500	450	700	2388	900	£291	£291	£374	£396	22

All prices in **White** next working day

MODEL	DUAL FUEL & ELECTRIC ONLY OPTIONS (ADD COST TO PRICE OF TOWEL RAIL)	(ex VAT)
DF-E	Dual fuel supplied with Essential element, matching cap & t-piece	£74
DF-T	Dual fuel supplied with thermostatic (TEC) element with matching t-piece	£120
EO-E	Electric only, pre-filled with Essential element & matching cap	£131
EO-T	Electric only, pre-filled with thermostatic (TEC) element	£215

Available Finishes




WHITE 9016 Lead Time: Next working day
ANTHRACITE TEXTURE 7016 Lead Time: Next working day
F02 ULTRA MATT BLACK Lead Time: 7 working days
RAL COLOURS/FINISHES Lead Time: 7 working days

MILD STEEL **ALL STOCKED ITEMS NEXT WORKING DAY** **5 YEAR GUARANTEE** **OPTIONS CENTRAL HEATING/ELECTRIC/DUAL FUEL**

ESSLR 50/120 (GRANITE TEXTURE)

TECHNICAL INFORMATION
 Wall to front face = 85-100mm
 Wall to pipe centres = 70-85mm
 Standard connections 1/2"



* See pages 62-69 for Accessories



FOR ELECTRIC INFO AND PRICING



FOR MORE INFO ON CENTRAL HEATING VERSION



ESSM50/120 (BRUSHED NICKEL)


TECHNICAL INFORMATION
 Wall to front face = 76mm
 Wall to pipe centres = 61mm
 Standard connections 1/2"



FOR ELECTRIC INFO AND PRICING



FOR MORE INFO ON CENTRAL HEATING VERSION



* See pages 62-69 for Accessories

ESSENTIAL (22MM TUBE)

MODEL	HEIGHT (mm)	WIDTH (mm)	PIPE CENTRES (mm)	WATTS Δt 50°C	BTUs Δt 50°C	ELEMENT WATTAGE REQUIRED	WHITE 9016 TEXTURE / GRANITE TEXTURE / STONE TEXTURE (ex VAT)	MATT BLACK 9004 (ex VAT)	CHROME (ex VAT)	WEIGHT (kgs)
ESSENTIAL - CENTRAL HEATING										
ESSLR 50/60	600	500	455	305	1040	300	£78	£78	£84	4
ESSLR 50/80	800	500	455	364	1242	300	£84	£84	£98	6
ESSLR 50/120	1200	500	455	545	1858	600	£102	£102	£119	8
ESSLR 50/160	1600	500	455	725	2474	600	£131	£131	£146	10

Chrome finish reduces output by up to 20% All prices in **White** next working day

MODEL	DUAL FUEL & ELECTRIC ONLY OPTIONS (ADD COST TO PRICE OF TOWEL RAIL)	(ex VAT)
DF-E	Dual fuel supplied with Essential element, matching cap & t-piece	£74
DF-T	Dual fuel supplied with thermostatic (TEC) element with matching t-piece	£120
EO-E	Electric only, pre-filled with Essential element & matching cap	£131
EO-T	Electric only, pre-filled with thermostatic (TEC) element	£215

Available Finishes



WHITE 9016 TEXTURE
Lead Time: Next working day

GRANITE TEXTURE
Lead Time: Next working day

STONE TEXTURE
Lead Time: Next working day

MATT BLACK 9004
Lead Time: Next working day

CHROME
Lead Time: Next working day



MILD STEEL



ALL STOCKED ITEMS NEXT WORKING DAY



5 YEAR GUARANTEE



OPTIONS CENTRAL HEATING/ELECTRIC/DUAL FUEL

ESSENTIAL METALLICS

MODEL	HEIGHT (mm)	WIDTH (mm)	PIPE CENTRES (mm)	WATTS Δt 50°C	BTUs Δt 50°C	ELEMENT WATTAGE REQUIRED	BRUSHED BRASS (ex VAT)	BRUSHED NICKEL (ex VAT)	WEIGHT (kgs)	
ESSENTIAL - CENTRAL HEATING										
ESSM50/60	600	500	450	242	827	300	£138	£138	5	
ESSM50/80	800	500	450	334	1138	300	£163	£163	7	
ESSM50/120	1200	500	450	485	1654	600	£230	£230	9	
ESSM50/160	1600	500	450	635	2168	600	£311	£311	12	

All prices in **White** next working day

MODEL	DUAL FUEL & ELECTRIC ONLY OPTIONS (ADD COST TO PRICE OF TOWEL RAIL)	(ex VAT)
DF-E	Dual fuel supplied with Essential element, matching cap & t-piece	£74
DF-T	Dual fuel supplied with thermostatic (TEC) element with matching t-piece	£120
EO-E	Electric only, pre-filled with Essential element & matching cap	£131
EO-T	Electric only, pre-filled with thermostatic (TEC) element	£215

Available Finishes



BRUSHED BRASS
Lead Time: Next working day

BRUSHED NICKEL
Lead Time: Next working day



MILD STEEL



ALL STOCKED ITEMS NEXT WORKING DAY



5 YEAR GUARANTEE



OPTIONS CENTRAL HEATING/ELECTRIC/DUAL FUEL

KYLO 50/120 (BRUSHED BRASS)

TECHNICAL INFORMATION

Wall to front face = **82mm**
 Wall to pipe centres = **65mm**
 Standard connections **1/2"**



* See pages 62-69 for Accessories



FOR ELECTRIC INFO AND PRICING



FOR MORE INFO ON CENTRAL HEATING VERSION



BONHAM 50/120 (BRUSHED BRASS)

TECHNICAL INFO

Wall to front face = **88-100mm**
 Wall to pipe centres = **72-94mm**
 Standard connections **1/2"**
 The brackets are designed to be installed using the smallest measurement - however, the adjustment is available, where required, for fitting purposes.



FOR ELECTRIC INFO AND PRICING



FOR MORE INFO ON CENTRAL HEATING VERSION



* See pages 62-69 for Accessories

KYLO

MODEL	HEIGHT (mm)	WIDTH (mm)	PIPE CENTRES (mm)	WATTS Δt 50°C	BTUs Δt 50°C	ELEMENT WATTAGE REQUIRED	BRUSHED BRASS (ex VAT)	BRUSHED NICKEL (ex VAT)	WEIGHT (kgs)
KYLO - CENTRAL HEATING									
KYLO 50/80	800	500	470	225	768	300	£291	£291	5
KYLO 50/120	1200	500	470	337	1150	600	£391	£391	7
KYLO 50/160	1600	500	470	449	1532	600	£499	£499	10

All prices in **White** next working day

MODEL	DUAL FUEL & ELECTRIC ONLY OPTIONS (ADD COST TO PRICE OF TOWEL RAIL)	(ex VAT)
DF-E	Dual fuel supplied with Essential element, matching cap & t-piece	£74
DF-T	Dual fuel supplied with thermostatic (TEC) element with matching t-piece	£120
EO-E	Electric only, pre-filled with Essential element & matching cap	£131
EO-T	Electric only, pre-filled with thermostatic (TEC) element	£215

Available Finishes



BRUSHED BRASS

Lead Time: Next working day



BRUSHED NICKEL

Lead Time: Next working day



MILD STEEL



ALL STOCKED ITEMS NEXT WORKING DAY



5 YEAR GUARANTEE



OPTIONS CENTRAL HEATING/ELECTRIC/DUAL FUEL

BONHAM

MODEL	HEIGHT (mm)	WIDTH (mm)	PIPE CENTRES (mm)	WATTS Δt 50°C	BTUs Δt 50°C	ELEMENT WATTAGE REQUIRED	BRUSHED BRASS (ex VAT)	BRUSHED NICKEL (ex VAT)	WEIGHT (kgs)
BONHAM - CENTRAL HEATING									
BONHAM 50/70	700	500	468	389	1328	300	£300	£300	5
BONHAM 50/120	1190	500	468	536	1827	600	£455	£455	9
BONHAM 50/160	1540	500	468	713	2433	600	£560	£560	12

All prices in **White** next working day

MODEL	DUAL FUEL & ELECTRIC ONLY OPTIONS (ADD COST TO PRICE OF TOWEL RAIL)	(ex VAT)
DF-E	Dual fuel supplied with Essential element, matching cap & t-piece	£74
DF-T	Dual fuel supplied with thermostatic (TEC) element with matching t-piece	£120
EO-E	Electric only, pre-filled with Essential element & matching cap	£131
EO-T	Electric only, pre-filled with thermostatic (TEC) element	£215

Available Finishes



BRUSHED BRASS

Lead Time: Next working day



BRUSHED NICKEL

Lead Time: Next working day



STAINLESS STEEL



ALL STOCKED ITEMS NEXT WORKING DAY



25 YEAR GUARANTEE



OPTIONS CENTRAL HEATING/ELECTRIC/DUAL FUEL

SIENA (STRAIGHT)

MODEL	HEIGHT (mm)	WIDTH (mm)	PIPE CENTRES (mm)	WATTS Δt 50°C	BTUs Δt 50°C	ELEMENT WATTAGE REQUIRED	POLISHED STAINLESS (ex VAT)	ULTRA MATT BLACK (ex VAT)	COLOUR / FINISHES (ex VAT)	WEIGHT (kgs)
SIENA - CENTRAL HEATING										
SIENA 40/49	490	400	368	196	667	150	£169	£203	£243	4
SIENA 75/49	490	750	718	389	1328	300	£220	£265	£307	5
SIENA 100/49	490	1000	968	446	1523	300	£256	£308	£357	6
SIENA 35/70	700	350	318	270	922	300	£210	£252	£293	4
SIENA 35/120	1190	350	318	479	1636	300	£310	£373	£421	6
SIENA 35/160	1540	350	318	563	1920	600	£385	£461	£504	8
SIENA 50/70	700	500	468	389	1328	300	£242	£291	£318	5
SIENA 50/120	1190	500	468	536	1827	600	£360	£434	£478	8
SIENA 50/160	1540	500	468	713	2433	600	£448	£538	£598	10
SIENA 60/70	700	600	568	420	1433	300	£264	£317	£383	6
SIENA 60/120	1190	600	568	641	2187	600	£398	£478	£554	9
SIENA 60/160	1540	600	568	754	2572	600	£490	£588	£694	11

All prices in **White** next working day

ZANTE (CURVED)

MODEL	HEIGHT (mm)	WIDTH (mm)	PIPE CENTRES (mm)	WATTS Δt 50°C	BTUs Δt 50°C	ELEMENT WATTAGE REQUIRED	POLISHED STAINLESS (ex VAT)	ULTRA MATT BLACK (ex VAT)	COLOUR / FINISHES (ex VAT)	WEIGHT (kgs)
ZANTE - CENTRAL HEATING										
ZANTE 50/70	700	500	468	389	1328	300	£242	£291	£370	5
ZANTE 50/120	1190	500	468	536	1827	600	£360	£434	£534	8
ZANTE 50/160	1540	500	468	713	2433	600	£444	£533	£668	10
ZANTE 60/70	700	600	568	420	1433	300	£259	£311	£432	6
ZANTE 60/120	1190	600	568	641	2187	600	£394	£473	£640	9
ZANTE 60/160	1540	600	568	754	2572	600	£486	£583	£773	11

All prices in **White** next working day

MODEL	DUAL FUEL & ELECTRIC ONLY OPTIONS (ADD COST TO PRICE OF TOWEL RAIL)	(ex VAT)
DF-E	Dual fuel supplied with Essential element, matching cap & t-piece	£74
DF-T	Dual fuel supplied with thermostatic (TEC) element with matching t-piece	£120
EO-E	Electric only, pre-filled with Essential element & matching cap	£131
EO-T	Electric only, pre-filled with thermostatic (TEC) element	£215

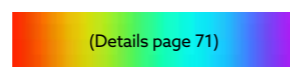
Available Finishes



POLISHED STAINLESS
Lead Time: Next working day



F02 ULTRA MATT BLACK
Lead Time: 7 working days



RAL COLOURS/FINISHES
Lead Time: 7 working days



SIENA 50/120 (POLISHED)

TECHNICAL INFO

Wall to front face = **88-100mm**
Wall to pipe centres = **72-94mm**
Standard connections **1/2"**
The brackets are designed to be installed using the smallest measurement - however, the adjustment is available, where required, for fitting purposes.



FOR ELECTRIC INFO AND PRICING



FOR MORE INFO ON CENTRAL HEATING VERSION



* See pages 62-69 for Accessories



ZANTE 50/160 (POLISHED)

TECHNICAL INFO

Wall to front face = **88-100mm**
Wall to pipe centres = **72-94mm**
Standard connections **1/2"**
The brackets are designed to be installed using the smallest measurement - however, the adjustment is available, where required, for fitting purposes.



FOR ELECTRIC INFO AND PRICING




FOR MORE INFO ON CENTRAL HEATING VERSION



* See pages 62-69 for Accessories

COVE STR50/150 (POLISHED)


TECHNICAL INFORMATION
 Wall to front face = 90-95mm
 Wall to pipe centres = 50-55mm
 Standard connections 1/2"



* See pages 62-69 for Accessories



FOR ELECTRIC INFO AND PRICING




FOR MORE INFO ON CENTRAL HEATING VERSION




LAMBOURNE (BRUSHED BRASS)

TECHNICAL INFORMATION
 Wall to front face = 250mm
 Wall to pipe centres = 100mm
 Distance between tappings = 355mm
 Standard connections 1/2"
 Tube diameter = 31.8mm



FOR ELECTRIC INFO AND PRICING



FOR MORE INFO ON CENTRAL HEATING VERSION



* See pages 62-69 for Accessories

COVE STR

MODEL	HEIGHT (mm)	WIDTH (mm)	PIPE CENTRES (mm)	WATTS Δt 50°C	BTUs Δt 50°C	ELEMENT WATTAGE REQUIRED	POLISHED STAINLESS (ex VAT)	ULTRA MATT BLACK (ex VAT)	COLOUR / FINISHES (ex VAT)	WEIGHT (kgs)
COVE STR - CENTRAL HEATING										
COVE STR50/80	826	500	450	410	1399	600	£437	£524	£563	10
COVE STR50/120	1120	500	450	550	1877	900	£540	£648	£701	13
COVE STR50/150	1535	500	450	700	2388	900	£747	£897	£969	16

All prices in **White** next working day

MODEL	DUAL FUEL & ELECTRIC ONLY OPTIONS (ADD COST TO PRICE OF TOWEL RAIL)	(ex VAT)
DF-E	Dual fuel supplied with Essential element, matching cap & t-piece	£74
DF-T	Dual fuel supplied with thermostatic (TEC) element with matching t-piece	£120
EO-E	Electric only, pre-filled with Essential element & matching cap	£131
EO-T	Electric only, pre-filled with thermostatic (TEC) element	£215

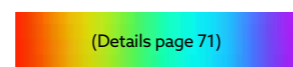
Available Finishes



POLISHED STAINLESS
Lead Time: Next working day



F02 ULTRA MATT BLACK
Lead Time: 7 working days



RAL COLOURS/FINISHES
Lead Time: 7 working days



LAMBOURNE

MODEL	HEIGHT (mm)	WIDTH (mm)	WATTS Δt 50°C	BTUs Δt 50°C	ELEMENT WATTAGE REQUIRED	CHROME (ex VAT)	BRUSHED BRASS (ex VAT)	BRUSHED NICKEL (ex VAT)	WEIGHT (kgs)	COLUMN INSERT (Number of Sections)
LAMBOURNE - CENTRAL HEATING										
LAMBOURNE	1500	500	896	3057	500	£671	£898	£898	16	5

All prices in **White** next working day

MODEL	DUAL FUEL & ELECTRIC ONLY OPTIONS (ADD COST TO PRICE OF TOWEL RAIL)	(ex VAT)
DF-E	Dual fuel supplied with Essential element, matching cap & t-piece	£74
DF-T	Dual fuel supplied with thermostatic (TEC) element with matching t-piece	£120
EO-E	Electric only, pre-filled with Essential element & matching cap	£131
EO-T	Electric only, pre-filled with thermostatic (TEC) element	£215

Available Finishes



CHROME
Lead Time: Next working day



BRUSHED BRASS
Lead Time: Next working day



BRUSHED NICKEL
Lead Time: Next working day



HUNGERFORD



* See pages 62-69 for Accessories



FOR ELECTRIC INFO AND PRICING



FOR MORE INFO ON CENTRAL HEATING VERSION

TECHNICAL INFORMATION

Wall to front face = **135mm**
 Pipe centres = **610mm**
 Wall to pipe centres = **50mm**
 Standard connections **1/2"**
 Tube diameter = **31.8mm**

MODEL	HEIGHT (mm)	WIDTH (mm)	WATTS Δt 50°C	BTUs Δt 50°C	ELEMENT WATTAGE REQUIRED	CHROME (ex VAT)	BRUSHED BRASS (ex VAT)	BRUSHED NICKEL (ex VAT)	WEIGHT (kgs)	COLUMN INSERT (Number of Sections)
HUNGERFORD - CENTRAL HEATING										
HUNGERFORD	685	685	137	467	150	£295	£395	£395	11	-

All prices in **White** next working day




HUNGERFORD (CHROME)




HUNGERFORD (BRUSHED BRASS)

NEWBURY



* See pages 62-69 for Accessories



FOR ELECTRIC INFO AND PRICING



FOR MORE INFO ON CENTRAL HEATING VERSION

TECHNICAL INFO

Wall to front face = **230mm**
 Wall to pipe centres = **90mm**
 Distance between tappings = **width - 145mm**
 Standard connections **1/2"**
 Tube diameter = **31.8mm**

MODEL	HEIGHT (mm)	WIDTH (mm)	WATTS Δt 50°C	BTUs Δt 50°C	ELEMENT WATTAGE REQUIRED	CHROME (ex VAT)	BRUSHED BRASS (ex VAT)	BRUSHED NICKEL (ex VAT)	WEIGHT (kgs)	COLUMN INSERT (Number of Sections)
NEWBURY - CENTRAL HEATING										
NEWBURY-1	965	540	431	1471	300	£421	£581	£581	13	5
NEWBURY-2	965	673	610	2081	600	£468	£624	£624	18	8
NEWBURY-3	965	765	718	2450	600	£572	£763	£763	23	10

Column radiator inserts are White 9016 All prices in **White** next working day

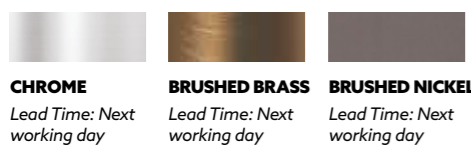


NEWBURY-2 (BRUSHED NICKEL/WHITE)



NEWBURY-2 (BRUSHED BRASS/WHITE)

Available Finishes



CHROME
Lead Time: Next working day

BRUSHED BRASS
Lead Time: Next working day

BRUSHED NICKEL
Lead Time: Next working day

MODEL	DUAL FUEL & ELECTRIC ONLY OPTIONS (ADD COST TO PRICE OF TOWEL RAIL)	(ex VAT)
DF-E	Dual fuel supplied with Essential element, matching cap & t-piece	£74
DF-T	Dual fuel supplied with thermostatic (TEC) element with matching t-piece	£120
EO-E	Electric only, pre-filled with Essential element & matching cap	£131
EO-T	Electric only, pre-filled with thermostatic (TEC) element	£215



MILD STEEL



ALL STOCKED ITEMS
NEXT WORKING DAY



5 YEAR GUARANTEE



OPTIONS CENTRAL HEATING/
ELECTRIC/DUAL FUEL


EASTBURY



FOR ELECTRIC
INFO AND
PRICING



FOR MORE INFO
ON CENTRAL
HEATING VERSION



* See pages 62-69
for Accessories

TECHNICAL INFO

Wall to front face = 123mm
Wall to pipe centres = 100mm
Distance between
tappings = 525mm
Standard connections 1/2"
Tube diameter = 31.8mm

MODEL	HEIGHT (mm)	WIDTH (mm)	WATTS Δt 50°C	BTUs Δt 50°C	ELEMENT WATTAGE REQUIRED	CHROME (ex VAT)	BRUSHED BRASS (ex VAT)	BRUSHED NICKEL (ex VAT)	WEIGHT (kgs)	COLUMN INSERT (Number of Sections)
EASTBURY - CENTRAL HEATING										
EASTBURY	952	680	145	494	150	£312	£416	£416	12	-

All prices in **White** next working day



EASTBURY (BRUSHED NICKEL)




EASTBURY (BRUSHED BRASS)


TWYFORD



FOR ELECTRIC
INFO AND
PRICING



FOR MORE INFO
ON CENTRAL
HEATING VERSION



* See pages 62-69
for Accessories

TECHNICAL INFO

Wall to front face = 142mm
Wall to pipe centres = 100mm
Distance between
tappings = 345mm
Standard connections 1/2"
Tube diameter = 31.8mm

MODEL	HEIGHT (mm)	WIDTH (mm)	WATTS Δt 50°C	BTUs Δt 50°C	ELEMENT WATTAGE REQUIRED	CHROME (ex VAT)	BRUSHED BRASS (ex VAT)	BRUSHED NICKEL (ex VAT)	WEIGHT (kgs)	COLUMN INSERT (Number of Sections)
TWYFORD - CENTRAL HEATING										
TWYFORD	952	500	425	1450	300	£421	£581	£581	13	5

Column radiator inserts are White 9016 All prices in **White** next working day

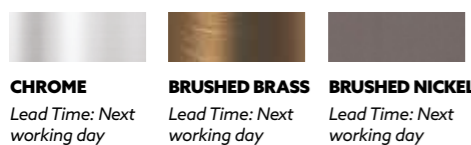


TWYFORD (CHROME/WHITE)



TWYFORD (BRUSHED BRASS/WHITE)

Available Finishes



CHROME
Lead Time: Next working day

BRUSHED BRASS
Lead Time: Next working day

BRUSHED NICKEL
Lead Time: Next working day

MODEL	DUAL FUEL & ELECTRIC ONLY OPTIONS (ADD COST TO PRICE OF TOWEL RAIL)	(ex VAT)
DF-E	Dual fuel supplied with Essential element, matching cap & t-piece	£74
DF-T	Dual fuel supplied with thermostatic (TEC) element with matching t-piece	£120
EO-E	Electric only, pre-filled with Essential element & matching cap	£131
EO-T	Electric only, pre-filled with thermostatic (TEC) element	£215



MILD
STEEL



ALL STOCKED ITEMS
NEXT WORKING DAY



5 YEAR
GUARANTEE



OPTIONS CENTRAL HEATING/
ELECTRIC/DUAL FUEL

ACCESSORIES

Please note: minimum order value for accessories is £220.
A carriage charge will apply for any orders under this amount.

THERMOSTATIC RADIATOR VALVES

Please note: our thermostatic Essential ranges are bi-directional

ESSENTIAL TRV - STRAIGHT



ESSENTIAL TRV - ANGLED



ESSENTIAL TRV - CORNER



ESSENTIAL TRV - CORNER DUAL FUEL

(Please note: these valves fit the Essential and TEC elements)



TOTE TRV - ANGLED



TOTE TRV - CORNER



MANUAL RADIATOR VALVES

ESSENTIAL MANUAL - STRAIGHT



* Only available when purchased with a radiator or towel rail of the same finish

Please note: minimum order value for accessories is £220.
A carriage charge will apply for any orders under this amount.

ESSENTIAL MANUAL - ANGLED



E-MAN-ANG-C **CHROME** £32
E-MAN-ANG-BN **BRUSHED NICKEL** £36
E-MAN-ANG-W **WHITE** £36
E-MAN-ANG-A **ANTHRACITE TEXTURE** £36



E-MAN-ANG-B **BLACK** £36
E-MAN-ANG-BB **BRUSHED BRASS** £36
E-MAN-ANG-F **RAL/FINISHES** £47*

* Only available when purchased with a radiator or towel rail of the same finish

ESSENTIAL MANUAL - CORNER



E-MAN-COR-C **CHROME** £40
E-MAN-COR-BN **BRUSHED NICKEL** £45
E-MAN-COR-W **WHITE** £45
E-MAN-COR-A **ANTHRACITE TEXTURE** £45



E-MAN-COR-ST **STONE TEXTURE** £45
E-MAN-COR-B **BLACK** £45
E-MAN-COR-BB **BRUSHED BRASS** £45
E-MAN-COR-F **RAL/FINISHES** £59*

* Only available when purchased with a radiator or towel rail of the same finish

ESSENTIAL MANUAL SQUARE - STRAIGHT



E-SQ-ST-C **CHROME** £47
E-SQ-ST-A **ANTHRACITE TEXTURE** £50
E-SQ-ST-B **BLACK** £50

ESSENTIAL MANUAL SQUARE - ANGLED



E-SQ-ANG-C **CHROME** £41
E-SQ-ANG-A **ANTHRACITE TEXTURE** £45
E-SQ-ANG-B **BLACK** £45

ESSENTIAL MANUAL SQUARE - CORNER



E-SQ-COR-C **CHROME** £51
E-SQ-COR-A **ANTHRACITE TEXTURE** £59
E-SQ-COR-B **BLACK** £59

ESSENTIAL MANUAL DUAL FUEL

PLEASE NOTE: THESE VALVES FIT THE ESSENTIAL AND TEC ELEMENTS



E-DF-C **CHROME** £44
E-DF-BN **BRUSHED NICKEL** £49
E-DF-W **WHITE** £49



E-DF-A **ANTHRACITE TEXTURE** £49
E-DF-B **BLACK** £49
E-DF-BB **BRUSHED BRASS** £49


ESSENTIAL MANUAL CROSSHEAD




ANGLED **CHROME** £51
ANGLED **BRUSHED BRASS** £51
ANGLED **BRUSHED NICKEL** £51
STRAIGHT **CHROME** £51

DUAL FUEL & ELECTRIC ONLY OPTIONS

(add cost to price of towel rail)



DUAL FUEL ESSENTIAL
£74
Supplied with Essential element, coloured cap & matching tee piece.



DUAL FUEL THERMOSTATIC
£120
Supplied with TEC thermostatic element & matching tee piece.



ELECTRIC ESSENTIAL
£131
Supplied pre-filled, with Essential element & coloured cap.



ELECTRIC THERMOSTATIC
£215
Supplied pre-filled, with TEC thermostatic element.

Available in White, Chrome, Anthracite Texture, Black, Brushed Nickel & Brushed Brass.
We will select the most appropriate finish unless specified.

HEATING ELEMENTS (IPX4 RATED) (TEE-PIECE INCLUDED)

All elements come with a 2 year guarantee

ESSENTIAL HEATING ELEMENTS

300W / 600W / 900W



£74

Available in White, Chrome, Anthracite Texture, Black, Brushed Nickel & Brushed Brass.

TEC THERMOSTATIC ELEMENTS

300W / 600W / 1000W



CHROME
£120



WHITE
£120



ANTHRACITE
£120



MATT BLACK
£120



BRUSHED BRASS
£120



BRUSHED NICKEL
£120

Please note: minimum order value for accessories is £220.
A carriage charge will apply for any orders under this amount.

SLEEVING KITS

130MM SLEEVING KITS



WHITE £34



CHROME £34



BRUSHED NICKEL £39



BLACK NICKEL £39



BRUSHED BRASS £39



MATT BLACK £34



ANTHRACITE TEXTURE
£34



RAL/FINISHES
£44*

* Only available when purchased with a radiator or towel rail of the same finish

300MM SLEEVING KITS



WHITE £45



CHROME £45



BRUSHED NICKEL £54



BLACK NICKEL £54



RAL/FINISHES £63*

* Only available when purchased with a radiator or towel rail of the same finish

TOWEL HANGING OPTIONS

CASSIUS TB

200MM / 340MM / 480MM



CASSIUS-TB

WHITE/CHROME/RAL
ANTHRACITE £69

COVE/STRATA TB

300MM / 400MM / 500MM



TB

BRUSHED BRASS/
BRUSHED NICKEL £50

METRO/ORION TB

400MM / 500MM / 600MM



TR

WHITE/CHROME £72

ARDENT TB

350MM / 500MM



MODUS-TR

BRUSHED BRASS/
BRUSHED NICKEL £85

GRIP PEG

TP-GRIP



AVAILABLE FOR:
ALL COVE MODELS /
ORION / METRO

WHITE/CHROME £32

VIP HOOK

TP-VIP



AVAILABLE FOR:
ALL COVE MODELS /
ORION / METRO

WHITE/CHROME £41

MAGNETIC PEG

MAG-PEG



BRUSHED BRASS/
BRUSHED NICKEL £16

VERSO HOOK

VERSO-HOOK



AVAILABLE FOR:
ALL TOWEL RAILS EXCEPT
HUNGERFORD & NEWBURY

WHITE/CHROME £23

WALL STAYS

STANDARD WALL STAY

Length 250mm



CR-STD-STAY

CHROME £18

LUXURY WALL STAY

Length 265mm



CR-LUX-STAY-C

CHROME £45



CR-LUX-STAY-BN

BRUSHED NICKEL £45



CR-LUX-STAY-BLK

BLACK NICKEL £45

FEET OPTIONS

ARDENT/ MODUS

SLIP-ON FEET



ANY COLOUR /
2, 3 OR 4 COLUMN

6-20 SECTIONS (2 FEET) £78
21-40 SECTIONS (3 FEET) £117

ARDENT/ MODUS

CAST FEET



ANY COLOUR

6-20 SECTIONS (2 FEET) £78
21-40 SECTIONS (3 FEET) £117
(NOT AVAILABLE IN BARE METAL LACQUER)

CASSIUS

FEET



ANY COLOUR

(PAIR) £44

NEWHEY

FEET



ANY COLOUR

(PAIR) £44

MODUS VERTICAL ELECTRIC

SLIP-ON FEET



ANY COLOUR

(PAIR) £78

ADDITIONAL EXTRAS

TEE PIECE



TP-CP

CHROME
£12



TP-BN

BRUSHED NICKEL
£12



TP-W

WHITE
£12



TP-A

ANTHRACITE
TEXTURE £12



TP-B

BLACK
£12



TP-BB

BRUSHED BRASS
£12



TP-F

RAL/FINISHES*
£16

RADIATOR VALVE EXTENSION

RIGID - 15MM / 20MM /
30MM / 40MM / 50MM



R-EXT

CHROME £16
RAL/FINISHES £21*

RADIATOR VALVE EXTENSION

TELESCOPIC - 20-50MM
& 20-70MM



T-EXT

CHROME £23

SHUT OFF VALVES

MANUAL



SOV-MAN

CHROME £13

TRV



SOV-TRV

CHROME £13

PLUGS & VENTS



VP-C

CHROME £12



VP-BN

BRUSHED NICKEL
£12



VP-W

WHITE £12



VP-A

ANTHRACITE
TEXTURE £12



VP-B

BLACK £12



VP-BB

BRUSHED BRASS
£12

ESSENTIAL ELEMENT SHROUDS



ESS-SHROUD-C

CHROME £52



ESS-SHROUD-W

WHITE £52



ESS-SHROUD-A

ANTHRACITE
TEXTURE £52



ESS-SHROUD-B

BLACK £52



ESS-SHROUD-BB

BRUSHED BRASS
£52



ESS-SHROUD-F

RAL/FINISHES
£68*

*Only available when purchased with a radiator or towel rail of the same finish

UNDERSTANDING BTU RATINGS AND RADIATOR EFFICIENCY

At its core, the BTU (British Thermal Unit) rating of a radiator provides a straightforward numerical measure of the heat it emits. This allows you to make informed choices when selecting radiators, ensuring they will adequately heat your space. While factors such as style, colour, and design play a role in your decision, understanding the BTU requirements of a room is essential to choosing a radiator that performs efficiently. Taking the time to calculate this is a critical step in the process.

The effectiveness of a radiator is influenced by various factors, including the size of the room, the quality of insulation, and the radiator's material, size, and surface area. Additionally, the water temperature within your heating system plays a significant role in overall heat output.

All BTU ratings we provide are based on Delta T50, the UK standard for domestic gas boilers. This benchmark ensures consistency, allowing consumers, professionals, and suppliers to fairly compare outputs across different radiator types and brands. It's worth noting that many modern boilers operate at a lower Delta T, which can affect both the BTU output and the size of radiator required.

UNDERSTANDING HEAT OUTPUT ADJUSTMENTS

Some heating systems—especially modern or low-temperature systems—may operate at different temperature differentials. To calculate the output at a different ΔT , you can apply a correction factor to the stated $\Delta T50$ BTU (or Watt) rating.

DELTA T	CORRECTION FACTOR (VS AT50)
75°	1.69
70°	1.55
65°	1.41
60°	1.27
55°	1.13
50°	1.00
45°	0.87
40°	0.75
35°	0.63
30°	0.51
25°	0.41
20°	0.30
15°	0.21
10°	0.12
5°	0.05

Example: If a radiator has a heat output of **4000 BTUs at $\Delta T50$** , and you want to know the output at **$\Delta T30$** , multiply:

$$4000 \text{ BTUs} \times 0.51 = 2040 \text{ BTUs}$$

This adjusted figure will give you a more accurate estimate of the radiator's performance in your specific heating setup.

Our BTU Calculator simplifies this process by providing the total BTU output needed to effectively heat your space, based on the room's dimensions and specifications.


DQ are proud members of MARC (Manufacturers' Association of Radiators and Convectors). We are part of a group that represents leading manufacturers in the heating and hot water industry. We are committed to setting and maintaining high standards of product performance and consumer protection.



Follow for our BTU Calculator



RAL COLOURS



To view our collection of RAL colours please scan QR code.




















We have over 300 colours to choose from. All our RAL colours come in a gloss finish as standard, but if you require a matt finish please contact our sales team for availability.



FINISHES

SPECIAL FINISHING

 F06 METAL ROUGH BLACK	 F15 METAL SPARKLING BLACK	 F04 DARK GREY TEXTURE	 F03 METAL ANTHRACITE
 F07 SILVER EFFECT	 F20 MILKY	 F14 OLD BRONZE EFFECT	 F26 ROSE GOLD
 F27 BRONZE	 F28 COPPER	 F29 BLACK SPARKLE	 F30 MATT BLACK
 F31 GUN METAL	 F32 SABLE	 F33 PLATINUM 7048	 F34 WHITE FROST
 F02 ULTRA MATT BLACK			



PASTEL

 P01 BLUSH PINK	 P02 TUSCANY YELLOW	 P03 FOXGLOVE MAUVE	 P04 SALT WATER GREEN
 P05 MISTY BLUE			

MELANGE

 M01 HISTORIC GOLD	 M02 HISTORIC COPPER	 M04 HISTORIC SILVER
--	--	--

WAVY

 W01 NIGHT	 W02 CARBON	 W03 SMOKE	 W04 SNOWFLAKE
--	---	--	--


FINE TEXTURE

 FT 1013 BEIGE	 FT 9016 WHITE	 FT 7016 ANTHRACITE
--	--	---

Please note: for technical reasons paint colours may not match exactly to the samples above and should be used for illustrative purposes only.



Essential Radiators
and Towel Rails



WWW.DQHEATING.COM

Double Quick (Heating) Ltd

Units 3 & 4 St Helens House, St Helens Way,
Thetford, Norfolk, IP24 1HG

T: 01842 810833

E: sales@dqheating.com

