



Essential Radiators
and Towel Rails



VOL. 10 JULY

2025 ESSENTIAL BROCHURE



ALL PRICES SHOWN EXCLUDE VAT



Essential Radiators
and Towel Rails



DQ HEATING'S SUSTAINABILITY PLEDGE

We are continually working on improving our sustainability – to see our progress, please scan the QR code to visit our website

OUR HERITAGE

DQ Heating has been established in the heating industry for over 25 years and is one of the leading suppliers of designer radiators, towel rails and heating accessories in the UK. Our distribution hub & factory is based in the heart of the Thetford Forest in Norfolk, which is the largest lowland pine forest in Britain.

As DQ is family owned and run, we pride ourselves on offering a personal service. Whether you're making an enquiry, have a technical query, placing an order or have a return, we don't like to make things harder than they need to be – our dedicated customer care team is always happy to help.

We have a state-of-the-art powder coating facility installed at our factory and with a large range of our product portfolio finished in house, we now have even more control over the quality of the products we supply. This means we also have an even wider selection of our designer radiators and towel rails available in a massive range of colours for you to choose from. However, if you cannot find the colour you require, just contact us and we can find you an alternative.

We aim to bring the best selection of designer radiators and towel rails from across the globe to meet your exact requirements at competitive prices.

We have over 40,000 stock products in our warehouse that are all available on a next working day delivery service, if ordered before 3:30 PM, and many more that can be quickly supplied in the exact finish you require.



CONTENTS

RADIATORS

- 04** ARDENT VERTICAL **MS**
- 06** ARDENT HORIZONTAL **MS**
- 12** HAWKSHAW **CI**
- 14** STRATA **MS**
- 16** CASSIUS **MS**
- 18** COVE VERTICAL **MS**
- 20** COVE HORIZONTAL **MS**
- 22** NEWHEY **MS**
- 24** BRUNEL **MS**
- 26** PICA **AL**
- 28** DAWLEY **AL**
- 30** OSSET **AL**
- 32** MOTO **AL**

ELECTRIC RADIATORS

- 34** MODUS VERTICAL ELECTRIC **MS**
- 36** MODUS HORIZONTAL ELECTRIC **MS**
- 38** HAWKSHAW ELECTRIC **CI**
- 40** OSSET ELECTRIC **AL**

TOWEL RAILS

- 42** METRO & ORION **MS**
- 44** RYKER **MS**
- 45** STALIA **MS**
- 46** ALTONA **MS**
- 47** COVE TR **MS**
- 48** ESSENTIAL **MS**
- 49** ESSENTIAL METALLICS **MS**
- 50** KYLO **MS**
- 51** BONHAM **SS**
- 52** SIENA & ZANTE **SS**
- 54** COVE STR **SS**
- 55** LAMBOURNE **MS**
- 56** HUNGERFORD/NEWBURY **MS**
- 58** EASTBURY/TWYFORD **MS**

- 60** ACCESSORIES
- 67** COLOUR / FINISHES DETAILS

MS = Mild Steel

AL = Aluminium

SS = Stainless Steel Grade 304

CI = Cast Iron

All prices shown exclude VAT

FOR MORE INFORMATION
including fitting instructions, visit
our website or scan the QR code



ARDENT

VERTICAL 2-3 COLUMN



* See pages 60-66 for Accessories

TECHNICAL INFO

2 Column

Wall to front face = **87mm**
Wall to pipe centres = **53mm**

3 Column

Wall to front face = **125mm**
Wall to pipe centres = **74mm**
Pipe centres = **Radiator width + valves**

Standard connections **1/2"**

Please be aware that the Ardent Lacquered range has been created to enhance the markings of the manufacturing process, including the distinctive weld marks, making each section individual and every radiator unique.


MODEL	HEIGHT (mm)	WIDTH (mm)	WATTS Δt 50°C	BTUs Δt 50°C	WHITE 9016 (ex VAT)	ANTHRACITE TEXTURE 7016 (ex VAT)	BARE METAL LACQUER (ex VAT)	ULTRA MATT BLACK (ex VAT)	COLOUR / FINISHES (ex VAT)	WEIGHT (kgs)
ARDENT 2 COLUMN VERTICAL (DEPTH 62MM) - CENTRAL HEATING										
ARDENT2.1800/6	1800	300	750	2559	£237	£284	£305	£284	£305	16
ARDENT2.1800/8	1800	392	1000	3412	£309	£371	£400	£371	£400	22
ARDENT2.1800/11	1800	530	1375	4697	£425	£510	£550	£510	£550	28
ARDENT2.1800/14	1800	668	1750	5978	£539	£646	£700	£646	£700	37
ARDENT 3 COLUMN VERTICAL (DEPTH 100MM) - CENTRAL HEATING										
ARDENT3.1800/6	1800	300	1020	3480	£293	£352	£380	£352	£380	24
ARDENT3.1800/8	1800	392	1360	4640	£382	£458	£497	£458	£497	31
ARDENT3.1800/11	1800	530	1870	6380	£525	£632	£684	£632	£684	42
ARDENT3.1800/14	1800	668	2380	8120	£667	£800	£867	£800	£867	56

All prices in **White** next working day

Available Finishes



WHITE 9016
Lead Time: Next working day



ANTHRACITE TEXTURE 7016
Lead Time: Next working day



BARE METAL LACQUER
Lead Time: Next working day



F02 ULTRA MATT BLACK
Lead Time: 7 working days



RAL COLOURS/FINISHES
Lead Time: 7 working days


(Details page 67)



ARDENT 2.1800/8 (ANTHRACITE TEXTURE 7016)



ARDENT 3.1800/8 (BARE METAL LACQUER)



ARDENT 3.1800/8 (WHITE 9016)



MILD STEEL



ALL STOCKED ITEMS
NEXT WORKING DAY



8 YEAR
GUARANTEE



OPTIONS
CENTRAL HEATING

FOR MORE INFORMATION
including fitting instructions, visit
our website or scan the QR code



ARDENT

HORIZONTAL 2 COLUMN



* See pages 60-66 for Accessories

TECHNICAL INFORMATION

Wall to front face = **87mm**

Wall to pipe centres = **53mm**

Pipe centres = **Radiator
width + valves**

Standard connections **1/2"**

Please be aware that the Ardent Lacquered range has been created to enhance the markings of the manufacturing process, including the distinctive weld marks, making each section individual and every radiator unique.

MODEL	HEIGHT (mm)	WIDTH (mm)	WATTS Δt 50°C	BTUs Δt 50°C	WHITE 9016 (ex VAT)	ANTHRACITE TEXTURE 7016 (ex VAT)	BARE METAL LACQUER (ex VAT)	ULTRA MATT BLACK (ex VAT)	COLOUR / FINISHES (ex VAT)	WEIGHT (kgs)
ARDENT 2 COLUMN HORIZONTAL (DEPTH 62MM) - CENTRAL HEATING										
ARDENT2.500/13	500	622	481	1641	£262	£314	£338	£314	£338	11
ARDENT2.500/17	500	806	629	2146	£335	£403	£434	£403	£434	14
ARDENT2.500/21	500	990	777	2651	£419	£499	£541	£499	£541	17
ARDENT2.500/26	500	1220	962	3282	£512	£611	£662	£611	£662	20
ARDENT2.500/30	500	1404	1110	3787	£584	£702	£760	£702	£760	24
ARDENT2.600/13	600	622	572	1952	£270	£322	£349	£322	£349	13
ARDENT2.600/17	600	806	748	2552	£345	£412	£447	£412	£447	17
ARDENT2.600/21	600	990	924	3153	£429	£514	£556	£514	£556	20
ARDENT2.600/26	600	1220	1144	3903	£524	£630	£682	£630	£682	24
ARDENT2.600/30	600	1404	1320	4504	£596	£715	£775	£715	£775	28

All prices in **White** next working day

Available Finishes



WHITE 9016
Lead Time: Next working day



ANTHRACITE TEXTURE 7016
Lead Time: Next working day



BARE METAL LACQUER
Lead Time: Next working day



F02 ULTRA MATT BLACK
Lead Time: 7 working days



RAL COLOURS/FINISHES
Lead Time: 7 working days

(Details page 67)



ARDENT 2.600/17 (BARE METAL LACQUER)



ARDENT 2.600/17 (WHITE 9016)



**MILD
STEEL**



ALL STOCKED ITEMS
NEXT WORKING DAY




**8 YEAR
GUARANTEE**



OPTIONS
CENTRAL HEATING

FOR MORE INFORMATION
including fitting instructions, visit
our website or scan the QR code



ARDENT

HORIZONTAL 3 COLUMN



* See pages 60-66 for Accessories

TECHNICAL INFORMATION

Wall to front face = **125mm**

Wall to pipe centres = **74mm**

Pipe centres = **Radiator width + valves**

Standard connections **1/2"**

Please be aware that the Ardent Lacquered range has been created to enhance the markings of the manufacturing process, including the distinctive weld marks, making each section individual and every radiator unique.


MODEL	HEIGHT (mm)	WIDTH (mm)	WATTS Δt 50°C	BTUs Δt 50°C	WHITE 9016 (ex VAT)	ANTHRACITE TEXTURE 7016 (ex VAT)	BARE METAL LACQUER (ex VAT)	ULTRA MATT BLACK (ex VAT)	COLOUR / FINISHES (ex VAT)	WEIGHT (kgs)
ARDENT 3 COLUMN HORIZONTAL (DEPTH 100MM) - CENTRAL HEATING										
ARDENT3.300/21	300	990	651	2226	£459	-	-	£551	£590	17
ARDENT3.300/26	300	1220	806	2756	£568	-	-	£682	£731	20
ARDENT3.300/30	300	1404	930	3180	£656	-	-	£788	£843	22
ARDENT3.400/21	400	990	861	2940	£459	-	-	£551	£590	22
ARDENT3.400/26	400	1220	1066	3640	£568	-	-	£682	£731	23
ARDENT3.400/30	400	1404	1230	4200	£656	-	-	£788	£843	25
ARDENT3.500/13	500	622	663	2262	£296	£353	£381	£353	£381	15
ARDENT3.500/17	500	806	867	2958	£379	£454	£491	£454	£491	20
ARDENT3.500/21	500	990	1071	3654	£471	£564	£610	£564	£610	25
ARDENT3.500/26	500	1220	1326	4524	£577	£691	£748	£691	£748	29
ARDENT3.500/30	500	1404	1530	5220	£661	£792	£858	£792	£858	33
ARDENT3.500/35	500	1634	1785	6090	£767	£921	£995	£921	£995	40
ARDENT3.500/40	500	1864	2040	6960	£872	£1,046	£1,132	£1,046	£1,132	42
ARDENT3.600/13	600	622	780	2661	£309	£371	£402	£371	£402	18
ARDENT3.600/17	600	806	1020	3480	£399	£475	£516	£475	£516	23
ARDENT3.600/21	600	990	1260	4299	£494	£592	£640	£592	£640	28
ARDENT3.600/26	600	1220	1560	5323	£606	£724	£786	£724	£786	35
ARDENT3.600/30	600	1404	1800	6142	£694	£832	£901	£832	£901	41
ARDENT3.600/35	600	1634	2100	7165	£803	£965	£1,045	£965	£1,045	46
ARDENT3.600/40	600	1864	2400	8189	£914	£1,098	£1,189	£1,098	£1,189	52
ARDENT3.750/13	750	622	975	3327	£336	£404	£436	£404	£436	22
ARDENT3.750/17	750	806	1275	4350	£433	£520	£564	£520	£564	28
ARDENT3.750/21	750	990	1575	5374	£540	£647	£699	£647	£699	35

All prices in **White** next working day

Available Finishes



WHITE 9016
Lead Time: Next working day



ANTHRACITE TEXTURE 7016
Lead Time: Next working day



BARE METAL LACQUER
Lead Time: Next working day



F02 ULTRA MATT BLACK
Lead Time: 7 working days



RAL COLOURS/FINISHES
Lead Time: 7 working days



ARDENT 3.600/17 (BARE METAL LACQUER)



ARDENT 3.600/17 (ANTHRACITE TEXTURE 7016)



MILD STEEL



ALL STOCKED ITEMS
NEXT WORKING DAY




8 YEAR
GUARANTEE



OPTIONS
CENTRAL HEATING

FOR MORE INFORMATION
including fitting instructions, visit
our website or scan the QR code



ARDENT

HORIZONTAL 4 COLUMN



* See pages 60-66 for Accessories

TECHNICAL INFORMATION

Wall to front face = **161mm**

Wall to pipe centres = **91mm**

Pipe centres = **Radiator
width + valves**

Standard connections **1/2"**

Please be aware that the Ardent Lacquered range has been created to enhance the markings of the manufacturing process, including the distinctive weld marks, making each section individual and every radiator unique.

MODEL	HEIGHT (mm)	WIDTH (mm)	WATTS Δt 50°C	BTUs Δt 50°C	WHITE 9016 (ex VAT)	ANTHRACITE TEXTURE 7016 (ex VAT)	BARE METAL LACQUER (ex VAT)	ULTRA MATT BLACK (ex VAT)	COLOUR / FINISHES (ex VAT)	WEIGHT (kgs)
ARDENT 4 COLUMN HORIZONTAL (DEPTH 136MM) - CENTRAL HEATING										
ARDENT4.300/21	300	990	840	2856	£525	-	-	£630	£682	18
ARDENT4.300/26	300	1220	1040	3536	£649	-	-	£779	£844	23
ARDENT4.300/30	300	1404	1200	4080	£749	-	-	£899	£974	26
ARDENT4.400/21	400	990	1092	3717	£525	-	-	£630	£682	25
ARDENT4.400/26	400	1220	1352	4602	£649	-	-	£779	£844	31
ARDENT4.400/30	400	1404	1560	5310	£749	-	-	£899	£974	35
ARDENT4.500/13	500	622	845	2883	£344	£410	£447	£410	£447	20
ARDENT4.500/17	500	806	1105	3770	£445	£531	£577	£531	£577	26
ARDENT4.500/21	500	990	1365	4657	£551	£661	£715	£661	£715	32
ARDENT4.500/26	500	1220	1690	5766	£675	£809	£879	£809	£879	39
ARDENT4.500/30	500	1404	1950	6653	£775	£929	£1,007	£929	£1,007	44
ARDENT4.500/35	500	1634	2275	7762	£901	£1,079	£1,169	£1,079	£1,169	53
ARDENT4.500/40	500	1864	2600	8871	£1,025	£1,230	£1,331	£1,230	£1,331	58
ARDENT4.600/13	600	622	1001	3415	£367	£439	£474	£439	£474	24
ARDENT4.600/17	600	806	1309	4466	£472	£565	£611	£565	£611	31
ARDENT4.600/21	600	990	1617	5517	£585	£702	£761	£702	£761	39
ARDENT4.600/26	600	1220	2002	6831	£717	£861	£932	£861	£932	47
ARDENT4.600/30	600	1404	2310	7882	£825	£990	£1,071	£990	£1,071	53
ARDENT4.750/13	750	622	1235	4214	£404	£483	£523	£483	£523	29
ARDENT4.750/17	750	806	1615	5510	£522	£624	£675	£624	£675	38
ARDENT4.750/21	750	990	1995	6807	£647	£775	£840	£775	£840	46

All prices in **White** next working day

Available Finishes



WHITE 9016
Lead Time: Next working day



ANTHRACITE TEXTURE 7016
Lead Time: Next working day



BARE METAL LACQUER
Lead Time: Next working day



F02 ULTRA MATT BLACK
Lead Time: 7 working days



RAL COLOURS/FINISHES
Lead Time: 7 working days

(Details page 67)



ARDENT 4.600/17 (BARE METAL LACQUER)



ARDENT 4.600/17 (WHITE 9016)



**MILD
STEEL**



ALL STOCKED ITEMS
NEXT WORKING DAY




**8 YEAR
GUARANTEE**



OPTIONS
CENTRAL HEATING

FOR MORE INFORMATION
including fitting instructions, visit
our website or scan the QR code



HAWKSHAW

4 COLUMN CAST IRON



* See pages 60-66 for Accessories

TECHNICAL INFORMATION

Depth = **140mm**

Pipe centres = **Radiator width + valves**

Standard connections **1/2"**

MODEL	HEIGHT (mm)	WIDTH (mm)	WATTS Δt 50°C	BTUs Δt 50°C	BLACK PRIMER (ex VAT)	WHITE 9010 (ex VAT)	ANTHRACITE 7016 (ex VAT)	RAL COLOUR (ex VAT)	WEIGHT (kgs)
HAWKSHAW 4 COLUMN CAST IRON - CENTRAL HEATING									
HAWK 460/10	460	665	620	2115	£360	£478	£478	£575	32
HAWK 460/14	460	905	868	2962	£502	£670	£670	£803	45
HAWK 460/18	460	1145	1116	3808	£647	£862	£862	£1,032	58
HAWK 660/10	660	665	820	2798	£440	£559	£559	£670	46
HAWK 660/14	660	905	1148	3917	£615	£780	£780	£938	65
HAWK 660/18	660	1145	1476	5036	£790	£1,003	£1,003	£1,205	83
HAWK 760/10	760	665	1060	3617	£478	£600	£600	£717	55
HAWK 760/14	760	905	1484	5063	£670	£838	£838	£1,003	77
HAWK 760/18	760	1145	1908	6510	£862	£1,076	£1,076	£1,291	99

All prices in **White** are stocked and available next working day

Available Finishes



BLACK PRIMER
Lead Time: 7 working days
(stocked sizes next working day)



WHITE 9010
Lead Time: 7 working days
(stocked sizes next working day)



ANTHRACITE 7016
Lead Time: 7 working days
(stocked sizes next working day)



RAL COLOURS
Lead Time: 7-10 working days



HAWK 660/14 (WHITE 9010)



HAWK 660/14 (ANTHRACITE 7016)



ALL STOCKED ITEMS
NEXT WORKING DAY

10 YEAR
GUARANTEE



OPTIONS
CENTRAL HEATING

STRATA

PRICE REDUCTION

VERTICAL

MODEL	HEIGHT (mm)	WIDTH (mm)	WATTS Δt 50°C	BTUs Δt 50°C	WHITE 9016 (ex VAT)	ANTHRACITE TEXTURE (ex VAT)	ULTRA MATT BLACK (ex VAT)	COLOUR / FINISHES (ex VAT)	WEIGHT (kgs)
STRATA VERTICAL SINGLE - CENTRAL HEATING									
STRATA 180/3	1800	224	402	1371	£185	£185	£222	£258	12
STRATA 180/5	1800	376	670	2286	£251	£251	£302	£350	20
STRATA 180/7	1800	528	938	3200	£318	£318	£382	£442	27
STRATA 180/9	1800	680	1206	4114	£383	£383	£460	£535	33
STRATA VERTICAL DOUBLE - CENTRAL HEATING									
STRATA 180/3D	1800	224	627	2139	£288	£288	£346	£402	23
STRATA 180/5D	1800	376	1045	3565	£421	£421	£506	£588	36
STRATA 180/7D	1800	528	1463	4991	£553	£553	£664	£772	48
STRATA 180/9D	1800	680	1881	6417	£683	£683	£820	£954	66

All prices in **White** next working day

HORIZONTAL

MODEL	HEIGHT (mm)	WIDTH (mm)	WATTS Δt 50°C	BTUs Δt 50°C	WHITE 9016 (ex VAT)	ANTHRACITE TEXTURE (ex VAT)	ULTRA MATT BLACK (ex VAT)	COLOUR / FINISHES (ex VAT)	WEIGHT (kgs)
STRATA HORIZONTAL SINGLE - CENTRAL HEATING									
STRATA 90/6	452	900	420	1433	£208	£208	£250	£292	14
STRATA120/6	452	1200	552	1883	£239	£239	£287	£334	17
STRATA 90/8	604	900	560	1910	£252	£252	£303	£354	18
STRATA 120/8	604	1200	736	2511	£288	£288	£346	£404	21
STRATA HORIZONTAL DOUBLE - CENTRAL HEATING									
STRATA 90/6D	452	900	654	2231	£369	£369	£443	£518	23
STRATA 120/6D	452	1200	858	2927	£411	£411	£494	£576	30
STRATA 90/8D	604	900	872	2975	£451	£451	£542	£631	32
STRATA 120/8D	604	1200	1144	3903	£515	£515	£618	£721	38

All prices in **White** next working day

Available Finishes



WHITE 9016
Lead Time: Next working day



ANTHRACITE TEXTURE
Lead Time: Next working day



F02 ULTRA MATT BLACK
Lead Time: 7 working days



RAL COLOURS/FINISHES
Lead Time: 7 working days



STRATA 180/7 (WHITE 9016)

TECHNICAL INFORMATION

Wall to front face = **71mm**
Wall to pipe centres = **41mm**
Pipe centres = **Radiator width + valves**
Standard connections **1/2"**

* See pages 60-66 for Accessories

FOR MORE INFORMATION

STRATA 90/6D (ANTHRACITE TEXTURE)

TECHNICAL INFO

Single
Wall to front face = **63mm**
Wall to pipe centres = **33mm**
Pipe centres = **Rad width - 50mm**
Standard connections **1/2"**
Double
Wall to front face = **112mm**
Wall to pipe centres = **82mm**
Pipe centres = **Rad width - 50mm**
Standard connections **1/2"**

FOR MORE INFORMATION

CASSIUS

VERTICAL

MODEL	HEIGHT (mm)	WIDTH (mm)	WATTS Δt 50°C	BTUs Δt 50°C	WHITE 9016 (ex VAT)	ANTHRACITE TEXTURE 7016 (ex VAT)	ULTRA MATT BLACK (ex VAT)	COLOUR / FINISHES (ex VAT)	WEIGHT (kgs)
CASSIUS VERTICAL - CENTRAL HEATING									
CASSIUS 180/3	1800	230	922	3147	£203	£203	£244	£284	20
CASSIUS 180/5	1800	370	1538	5245	£343	£343	£412	£478	35
CASSIUS 180/7	1800	510	2153	7344	£468	£468	£562	£655	47

All prices in **White** next working day

HORIZONTAL

MODEL	HEIGHT (mm)	WIDTH (mm)	WATTS Δt 50°C	BTUs Δt 50°C	WHITE 9016 (ex VAT)	ANTHRACITE TEXTURE 7016 (ex VAT)	ULTRA MATT BLACK (ex VAT)	COLOUR / FINISHES (ex VAT)	WEIGHT (kgs)
CASSIUS HORIZONTAL - CENTRAL HEATING									
CASSIUS 550/7	550	507	505	1722	£222	£222	£267	£310	17
CASSIUS 550/11	550	785	793	2706	£343	£343	£412	£478	27
CASSIUS 550/14	550	993	1009	3444	£441	£441	£530	£617	35
CASSIUS 550/17	550	1202	1210	4128	£529	£529	£635	£740	42
CASSIUS 550/20	550	1410	1442	4919	£620	£620	£744	£868	49

All prices in **White** next working day

Available Finishes



WHITE 9016
Lead Time: Next working day



ANTHRACITE TEXTURE
Lead Time: Next working day



F02 ULTRA MATT BLACK
Lead Time: 7 working days



RAL COLOURS/FINISHES
Lead Time: 7 working days



CASSIUS 180/5 (WHITE 9016)

TECHNICAL INFORMATION

Wall to front face = **115mm**
Wall to pipe centres = **70mm**
Pipe centres = **Radiator width + valves**
Standard connections **1/2"**



* See pages 60-66 for Accessories



FOR MORE INFORMATION



CASSIUS 550/11 (ANTHRACITE TEXTURE 7016)

TECHNICAL INFORMATION


Wall to front face = **115mm**
Wall to pipe centres = **70mm**
Pipe centres = **Radiator width + valves**
Standard connections **1/2"**



FOR MORE INFORMATION



FOR MORE INFORMATION
including fitting instructions, visit
our website or scan the QR code



COVE

VERTICAL



* See pages 60-66 for Accessories

**TECHNICAL
INFORMATION**

Wall to front face = **105mm**

Wall to pipe centres = **65mm**

Pipe centres = **Radiator
width + valves**

Standard connections **1/2"**

MODEL	HEIGHT (mm)	WIDTH (mm)	WATTS Δt 50°C	BTUs Δt 50°C	WHITE 9016 (ex VAT)	ANTHRACITE TEXTURE 7016 (ex VAT)	ULTRA MATT BLACK (ex VAT)	COLOUR / FINISHES (ex VAT)	WEIGHT (kgs)
-------	----------------	---------------	------------------	-----------------	---------------------------	--	---------------------------------	----------------------------------	-----------------

COVE VERTICAL SINGLE - CENTRAL HEATING

COVE 150/5	1500	295	530	1808	£152	£152	£183	£214	14
COVE 150/7	1500	413	750	2559	£203	£203	£244	£284	19
COVE 180/5	1800	295	640	2184	£172	£172	£207	£240	18
COVE 180/7	1800	413	895	3054	£228	£228	£274	£320	22
COVE 180/9	1800	531	1155	3941	£293	£293	£352	£408	28

COVE VERTICAL DOUBLE - CENTRAL HEATING


COVE 150/5D	1500	295	800	2730	£279	£279	£335	£390	25
COVE 150/7D	1500	413	1130	3856	£380	£380	£456	£532	35
COVE 180/5D	1800	295	970	3310	£304	£304	£365	£426	28
COVE 180/7D	1800	413	1350	4606	£425	£425	£510	£594	40
COVE 180/9D	1800	531	1740	5937	£570	£570	£684	£797	50

All prices in **White** next working day

Available Finishes



WHITE 9016
Lead Time: Next working day



ANTHRACITE TEXTURE 7016
Lead Time: Next working day



F02 ULTRA MATT BLACK
Lead Time: 7 working days



RAL COLOURS/FINISHES
Lead Time: 7 working days

(Details page 67)



COVE 180/7 (WHITE 9016)



COVE 180/7D (ANTHRACITE TEXTURE 7016)



FOR MORE INFORMATION
including fitting instructions, visit
our website or scan the QR code



COVE

HORIZONTAL



* See pages 60-66 for Accessories

**TECHNICAL
INFORMATION**

Wall to front face = **105mm**

Wall to pipe centres = **65mm**

Pipe centres = **Radiator
width + valves**

Standard connections **1/2"**


MODEL	HEIGHT (mm)	WIDTH (mm)	WATTS Δt 50°C	BTUs Δt 50°C	WHITE 9016 (ex VAT)	ANTHRACITE TEXTURE 7016 (ex VAT)	ULTRA MATT BLACK (ex VAT)	COLOUR / FINISHES (ex VAT)	WEIGHT (kgs)
COVE HORIZONTAL SINGLE - CENTRAL HEATING									
COVE 550/7	550	413	275	938	£141	£141	£170	£196	10
COVE 550/10	550	590	390	1331	£178	£178	£214	£249	12
COVE 550/14	550	826	550	1877	£236	£236	£284	£328	16
COVE 550/17	550	1003	665	2269	£293	£293	£352	£408	20
COVE 550/20	550	1180	780	2661	£330	£330	£396	£462	22
COVE 550/24	550	1412	936	3193	£385	£385	£462	£539	26
COVE HORIZONTAL DOUBLE - CENTRAL HEATING									
COVE 550/7D	550	413	440	1501	£197	£197	£237	£275	17
COVE 550/10D	550	590	625	2133	£268	£268	£322	£372	19
COVE 550/14D	550	826	880	3003	£355	£355	£426	£497	27
COVE 550/17D	550	1003	1065	3634	£425	£425	£510	£594	33
COVE 550/20D	550	1180	1250	4265	£488	£488	£586	£682	39
COVE 550/24D	550	1412	1500	5118	£581	£581	£698	£813	45

All prices in **White** next working day

Available Finishes



WHITE 9016
Lead Time: Next working day



ANTHRACITE TEXTURE 7016
Lead Time: Next working day



F02 ULTRA MATT BLACK
Lead Time: 7 working days



RAL COLOURS/FINISHES
Lead Time: 7 working days



COVE 550/14D (ANTHRACITE TEXTURE 7016)



COVE 550/14 (WHITE 9016)



NEWHEY

VERTICAL

MODEL	HEIGHT (mm)	WIDTH (mm)	WATTS Δt 50°C	BTUs Δt 50°C	WHITE 9016 (ex VAT)	ANTHRACITE TEXTURE 7016 (ex VAT)	ULTRA MATT BLACK (ex VAT)	COLOUR / FINISHES (ex VAT)	WEIGHT (kgs)
NEWHEY VERTICAL - CENTRAL HEATING									
NEWHEY 1800/6	1800	287	1036	3535	£297	£297	£357	£416	35
NEWHEY 1800/8	1800	376	1381	4713	£383	£383	£460	£536	46
NEWHEY 1800/12	1800	554	2072	7071	£554	£554	£665	£776	68

All prices in **White** next working day

HORIZONTAL

MODEL	HEIGHT (mm)	WIDTH (mm)	WATTS Δt 50°C	BTUs Δt 50°C	WHITE 9016 (ex VAT)	ANTHRACITE TEXTURE 7016 (ex VAT)	ULTRA MATT BLACK (ex VAT)	COLOUR / FINISHES (ex VAT)	WEIGHT (kgs)
NEWHEY HORIZONTAL - CENTRAL HEATING									
NEWHEY 600/13	600	599	701	2393	£266	£266	£320	£372	29
NEWHEY 600/18	600	821	971	3313	£355	£355	£426	£497	39
NEWHEY 600/22	600	999	1187	4050	£427	£427	£513	£598	47
NEWHEY 600/26	600	1177	1403	4786	£499	£499	£599	£699	56
NEWHEY 600/30	600	1355	1619	5523	£570	£570	£684	£798	64

All prices in **White** next working day

Available Finishes



WHITE 9016
Lead Time: Next working day



ANTHRACITE TEXTURE 7016
Lead Time: Next working day



F02 ULTRA MATT BLACK
Lead Time: 7 working days



RAL COLOURS/FINISHES
Lead Time: 7 working days



ALL STOCKED ITEMS
NEXT WORKING DAY



5 YEAR
GUARANTEE



OPTIONS
CENTRAL HEATING

NEWHEY 1800/8 (ANTHRACITE TEXTURE 7016)

TECHNICAL INFORMATION

Wall to front face = **158mm**
Wall to pipe centres = **95mm**
Pipe centres = **Radiator width + valves**
Standard connections **1/2"**

* See pages 60-66 for Accessories

FOR MORE INFORMATION



NEWHEY 600/22 (WHITE 9016)

TECHNICAL INFORMATION

Wall to front face = **158mm**
Wall to pipe centres = **95mm**
Pipe centres = **Radiator width + valves**
Standard connections **1/2"**

FOR MORE INFORMATION



BRUNEL

VERTICAL

MODEL	HEIGHT (mm)	WIDTH (mm)	WATTS Δt 50°C	BTUs Δt 50°C	WHITE 9016 (ex VAT)	ANTHRACITE TEXTURE 7016 (ex VAT)	ULTRA MATT BLACK (ex VAT)	COLOUR / FINISHES (ex VAT)	WEIGHT (kgs)
BRUNEL VERTICAL - CENTRAL HEATING									
BRUNEL 1800/8	1800	348	1242	4233	£392	£392	£471	£549	38
BRUNEL 1800/12	1800	512	1860	6345	£577	£577	£693	£808	57

All prices in **White** next working day

HORIZONTAL

MODEL	HEIGHT (mm)	WIDTH (mm)	WATTS Δt 50°C	BTUs Δt 50°C	WHITE 9016 (ex VAT)	ANTHRACITE TEXTURE 7016 (ex VAT)	ULTRA MATT BLACK (ex VAT)	COLOUR / FINISHES (ex VAT)	WEIGHT (kgs)
BRUNEL HORIZONTAL - CENTRAL HEATING									
BRUNEL 600/14	600	594	746	2545	£306	£306	£368	£428	24
BRUNEL 600/20	600	840	1064	3632	£417	£417	£501	£584	34
BRUNEL 600/26	600	1086	1383	4718	£532	£532	£639	£745	45

All prices in **White** next working day

Available Finishes



WHITE 9016
Lead Time: Next working day



ANTHRACITE TEXTURE 7016
Lead Time: Next working day



F02 ULTRA MATT BLACK
Lead Time: 7 working days



RAL COLOURS/FINISHES
Lead Time: 7 working days



BRUNEL 1800/8 (ANTHRACITE TEXTURE 7016)

TECHNICAL INFORMATION

Wall to front face = **123mm**
Wall to pipe centres = **55mm**
Pipe centres = **Radiator width + valves**
Standard connections **1/2"**



* See pages 60-66 for Accessories




FOR MORE INFORMATION

BRUNEL 600/20 (WHITE 9016)

TECHNICAL INFORMATION

Wall to front face = **123mm**
Wall to pipe centres = **55mm**
Pipe centres = **Radiator width + valves**
Standard connections **1/2"**



FOR MORE INFORMATION

PICA

VERTICAL

MODEL	HEIGHT (mm)	WIDTH (mm)	WATTS Δt 50°C	BTUs Δt 50°C	WHITE TEXTURE 9016 (ex VAT)	ANTHRACITE TEXTURE 7016 (ex VAT)	WEIGHT (kgs)
PICA VERTICAL - CENTRAL HEATING							
PICA 1800/4	1800	335	1369	4671	£387	£387	8
PICA 1800/6	1800	505	2055	7010	£535	£535	12

All prices in **White** next working day

HORIZONTAL

MODEL	HEIGHT (mm)	WIDTH (mm)	WATTS Δt 50°C	BTUs Δt 50°C	WHITE TEXTURE 9016 (ex VAT)	ANTHRACITE TEXTURE 7016 (ex VAT)	WEIGHT (kgs)
PICA VERTICAL - CENTRAL HEATING							
PICA 600/5	600	420	615	2100	£215	£215	4
PICA 600/7	600	590	858	2926	£288	£288	6
PICA 600/9	600	760	1097	3744	£362	£362	7
PICA 600/12	600	1015	1460	4980	£454	£454	9
PICA 600/14	600	1185	1703	5810	£518	£518	11
PICA 600/16	600	1355	1946	6640	£583	£583	13

All prices in **White** next working day

Available Finishes



WHITE TEXTURE 9016

Lead Time: Next working day



ANTHRACITE TEXTURE 7016

Lead Time: Next working day



ALUMINIUM



ALL STOCKED ITEMS
NEXT WORKING DAY




5 YEAR
GUARANTEE



OPTIONS
CENTRAL HEATING



FOR MORE INFORMATION
including fitting instructions, visit
our website or scan the QR code



DAWLEY VERTICAL



* See pages 60-66 for Accessories

**TECHNICAL
INFORMATION**

Wall to front face = **120mm**

Wall to pipe centres = **70mm**

Pipe centres = **Radiator
width + valves**

Standard connections **1/2"**

MODEL	HEIGHT (mm)	WIDTH (mm)	WATTS Δt 50°C	BTUs Δt 50°C	WHITE 9016 (ex VAT)	ANTHRACITE TEXTURE 7016 (ex VAT)	ULTRA MATT BLACK (ex VAT)	WEIGHT (kgs)
DAWLEY VERTICAL - CENTRAL HEATING								
DAWLEY 1470/3	1470	260	711	2427	£329	£428	£428	8
DAWLEY 1470/4	1470	340	948	3236	£427	£555	£555	11
DAWLEY 1470/5	1470	420	1185	4042	£527	£685	£685	13
DAWLEY 1470/6	1470	500	1422	4854	£624	£812	£812	16
DAWLEY 1870/3	1870	260	853	2910	£400	£519	£519	10
DAWLEY 1870/4	1870	340	1138	3884	£520	£676	£676	13
DAWLEY 1870/5	1870	420	1423	4855	£641	£834	£834	16
DAWLEY 1870/6	1870	500	1707	5824	£764	£994	£994	20

All prices in **White** next working day

Available Finishes



WHITE 9016
Lead Time: Next working day



ANTHRACITE TEXTURE 7016
Lead Time: 7 working days



F02 ULTRA MATT BLACK
Lead Time: 7 working days



DAWLEY 1870/5 (ANTHRACITE TEXTURE 7016)



DAWLEY 1870/5 (WHITE 9016)


 **ALUMINIUM**

 **ALL STOCKED ITEMS**
NEXT WORKING DAY

5 YEAR
GUARANTEE

 **OPTIONS**
CENTRAL HEATING

FOR MORE INFORMATION
including fitting instructions, visit
our website or scan the QR code



OSSET

HORIZONTAL



* See pages 60-66 for Accessories

TECHNICAL INFORMATION

Wall to front face = **120mm**

Wall to pipe centres = **70mm**

Pipe centres = **Radiator
width + valves**

Standard connections **1/2"**

MODEL	HEIGHT (mm)	WIDTH (mm)	WATTS Δt 50°C	BTUs Δt 50°C	WHITE 9016 (ex VAT)	ANTHRACITE TEXTURE 7016 (ex VAT)	ULTRA MATT BLACK (ex VAT)	WEIGHT (kgs)
OSSET HORIZONTAL - CENTRAL HEATING								
OSSET 431/5	431	420	432	1474	£173	£225	£225	5
OSSET 431/7	431	580	605	2063	£229	£298	£298	7
OSSET 431/10	431	820	864	2948	£312	£406	£406	10
OSSET 431/12	431	980	1037	3537	£367	£477	£477	12
OSSET 431/14	431	1140	1210	4127	£423	£550	£550	14
OSSET 581/5	581	420	577	1968	£173	£225	£225	7
OSSET 581/7	581	580	808	2756	£229	£298	£298	9
OSSET 581/10	581	820	1154	3937	£312	£406	£406	13
OSSET 581/12	581	980	1385	4725	£367	£477	£477	16
OSSET 581/14	581	1140	1616	5514	£423	£550	£550	18
OSSET 681/5	681	420	641	2187	£181	£237	£237	8
OSSET 681/7	681	580	897	3062	£240	£311	£311	11
OSSET 681/10	681	820	1282	4374	£327	£426	£426	15
OSSET 681/12	681	980	1538	5247	£385	£501	£501	18
OSSET 681/14	681	1140	1794	6121	£444	£577	£577	21

END PANELS (SOLD AS A PAIR)

MODEL	WHITE 9016 (ex VAT)	ANTHRACITE TEXTURE 7016 (ex VAT)	ULTRA MATT BLACK (ex VAT)
OSSET 431/EP	£94	£94	£94
OSSET 581/EP	£94	£94	£94
OSSET 681/EP	£94	£94	£94

All prices in **White** next working day

Available Finishes



WHITE 9016
Lead Time: Next working day



ANTHRACITE TEXTURE 7016
Lead Time: 7 working days




F02 ULTRA MATT BLACK
Lead Time: 7 working days



OSSET 581/12 (ANTHRACITE TEXTURE 7016)



END PANELS ARE NOT
INCLUDED AS STANDARD



OSSET 581/12 (WHITE 9016 WITH ADDITIONAL END PANELS)

 **ALUMINIUM**

 **ALL STOCKED ITEMS**
NEXT WORKING DAY

5 YEAR
GUARANTEE

 **OPTIONS**
CENTRAL HEATING

MOTO

VERTICAL

MODEL	HEIGHT (mm)	WIDTH (mm)	WATTS Δt 50°C	BTUs Δt 50°C	WHITE 9016 (ex VAT)	ANTHRACITE 7016 (ex VAT)	WEIGHT (kgs)
MOTO VERTICAL - CENTRAL HEATING							
MOTO 1800/4	1800	475	1338	4565	£336	£336	15
MOTO 1800/5	1800	595	1672	5705	£421	£421	19

All prices in **White** next working day

HORIZONTAL

MODEL	HEIGHT (mm)	WIDTH (mm)	WATTS Δt 50°C	BTUs Δt 50°C	WHITE 9016 (ex VAT)	ANTHRACITE 7016 (ex VAT)	WEIGHT (kgs)
MOTO HORIZONTAL - CENTRAL HEATING							
MOTO 600/4	600	475	568	1938	£184	£184	6
MOTO 600/5	600	595	655	2234	£227	£227	8
MOTO 600/7	600	835	993	3388	£315	£315	10
MOTO 600/8	600	955	1135	3872	£358	£358	12
MOTO 600/10	600	1195	1419	4841	£451	£451	15
MOTO 600/11	600	1315	1560	5323	£494	£494	16

All prices in **White** next working day

Available Finishes



WHITE 9016
Lead Time: Next working day



ANTHRACITE 7016
Lead Time: Next working day



ALUMINIUM



ALL STOCKED ITEMS
NEXT WORKING DAY




5 YEAR
GUARANTEE



OPTIONS
CENTRAL HEATING



FOR MORE INFORMATION
including fitting instructions, visit
our website or scan the QR code



MODUS

VERTICAL ELECTRIC



* See page 65-66 for Accessories



Please be aware that the Modus Lacquered range has been created to enhance the markings of the manufacturing process, including the distinctive weld marks, making each section individual and every radiator unique.

MODEL	HEIGHT (mm)	WIDTH (mm)	DEPTH (mm)	NO. OF SECTIONS	ELECTRIC ELEMENT WATTAGE	WHITE 9016 (ex VAT)	ANTHRACITE TEXTURE 7016 (ex VAT)	BARE METAL (ex VAT)	ULTRA MATT BLACK (ex VAT)	COLOUR / FINISHES (ex VAT)	WEIGHT (kgs)
MODUS VERTICAL ELECTRIC - 2 COLUMN											
MODUS-E 2.1800/7	1920	346	62	7	1200	£884	£1,061	£1,150	£1,061	£1,150	32
MODUS-E 2.1800/11	1920	530	62	11	1500	£1,020	£1,224	£1,325	£1,224	£1,325	50

All prices in **White** next working day

H+ element (IPX4) finish options: white, chrome, matt black & anthracite

When ordering colour / finishes product please state which element finish you require




Controller included

Available Finishes



WHITE 9016
Lead Time: Next working day



ANTHRACITE TEXTURE 7016
Lead Time: Next working day



BARE METAL LACQUER
Lead Time: Next working day



F02 ULTRA MATT BLACK
Lead Time: 7 working days



RAL COLOURS/FINISHES
Lead Time: 7 working days



MODUS-E 1800/11 (ANTHRACITE TEXTURE 7016)



MODUS-E 1800/11 (WHITE 9016)



SUPLA

Available on the Google play

Available on the iPhone App Store



H+ Element Functions

- Wi-Fi compatible
- Can be controlled through your smart phone or handheld device
- Multiple radiators can be programmed through the Supla app
- Can be programmed daily and weekly
- Works with controller
- Control of water or ambient temperature
- LED display
- Turbo boost function (easy drying, heating)
- Electric connection cover
- Energy saving
- Compliant with Lot 20
- IPX4 rated
- Installation required



MILD STEEL



ALL STOCKED ITEMS
NEXT WORKING DAY



8 YEAR GUARANTEE
(2 YEARS ON ELEMENT)



OPTIONS ELECTRIC

FOR MORE INFORMATION
including fitting instructions, visit
our website or scan the QR code



MODUS

HORIZONTAL ELECTRIC



Please be aware that the Modus Lacquered range has been created to enhance the markings of the manufacturing process, including the distinctive weld marks, making each section individual and every radiator unique.

MODEL	HEIGHT (mm)	WIDTH (mm)	DEPTH (mm)	NO. OF SECTIONS	ELECTRIC ELEMENT WATTAGE	WHITE 9016 (ex VAT)	ANTHRACITE TEXTURE 7016 (ex VAT)	BARE METAL (ex VAT)	ULTRA MATT BLACK (ex VAT)	COLOUR / FINISHES (ex VAT)	WEIGHT (kgs)
MODUS HORIZONTAL ELECTRIC - 2 COLUMN											
MODUS-E 2.600/13	600	692	62	13	600	£524	£629	£681	£629	£681	21
MODUS-E 2.600/17	600	876	62	17	900	£656	£787	£854	£787	£854	27
MODUS-E 2.600/21	600	1060	62	21	1200	£791	£949	£1,027	£949	£1,027	34
MODUS HORIZONTAL ELECTRIC - 3 COLUMN											
MODUS-E 3.600/13	600	692	100	13	900	£555	£666	£719	£666	£719	30
MODUS-E 3.600/17	600	876	100	17	1200	£701	£841	£909	£841	£909	39
MODUS-E 3.600/21	600	1060	100	21	1500	£849	£1,019	£1,105	£1,019	£1,105	49
MODUS HORIZONTAL ELECTRIC - 4 COLUMN											
MODUS-E 4.600/13	600	692	136	13	1200	£600	£719	£777	£719	£777	42
MODUS-E 4.600/17	600	876	136	17	1500	£769	£961	£998	£961	£998	55
MODUS-E 4.600/21	600	1060	136	21	2000	£938	£1,126	£1,219	£1,126	£1,219	67




Controller included

All prices in **White** next working day
H+H element (IPX4) finish options: white, chrome, matt black & anthracite
When ordering colour / finishes product please state which element finish you require

Available Finishes



WHITE 9016
Lead Time: Next working day



ANTHRACITE TEXTURE 7016
Lead Time: Next working day



BARE METAL LACQUER
Lead Time: Next working day



F02 ULTRA MATT BLACK
Lead Time: 7 working days



RAL COLOURS/FINISHES
Lead Time: 7 working days



MODUS-E 4.600/17 (ANTHRACITE TEXTURE 7016)



MODUS-E 3.600/17 (WHITE 9016)



SUPLA



H+H Element Functions

- Wi-Fi compatible
- Can be controlled through your smart phone or handheld device
- Multiple radiators can be programmed through the Supla app
- Can be programmed daily and weekly
- Works with controller
- Control of water or ambient temperature
- LED display
- Turbo boost function (easy drying, heating)
- Energy saving
- Compliant with Lot 20
- IPX4 rated
- Installation required



MILD
STEEL



ALL STOCKED ITEMS
NEXT WORKING DAY



8 YEAR GUARANTEE
(2 YEARS ON ELEMENT)



**OPTIONS
ELECTRIC**

FOR MORE INFORMATION
including fitting instructions, visit
our website or scan the QR code



HAWKSHAW

NEW

ELECTRIC



* See pages 65-66 for Accessories



MODEL	HEIGHT (mm)	WIDTH (mm)	DEPTH (mm)	NO. OF SECTIONS	ELECTRIC ELEMENT WATTAGE	BLACK PRIMER (ex VAT)	WHITE 9010 (EX VAT)	ANTHRACITE 7016 (ex VAT)	COLOUR / FINISHES (ex VAT)	WEIGHT (kgs)
HAWKSHAW ELECTRIC CAST IRON - 4 COLUMN										
HAWK-E 460/10	460	735	140	10	900	£646	£764	£764	£861	42
HAWK-E 460/14	460	975	140	14	900	£788	£956	£956	£1,089	59
HAWK-E 460/18	460	1215	140	18	1200	£933	£1,148	£1,148	£1,318	77
HAWK-E 660/10	660	735	140	10	900	£726	£845	£845	£956	58
HAWK-E 660/14	660	975	140	14	1200	£901	£1,066	£1,066	£1,224	82
HAWK-E 660/18	660	1215	140	18	1500	£1,076	£1,289	£1,289	£1,491	105
HAWK-E 760/10	760	735	140	10	1200	£764	£886	£886	£1,003	68
HAWK-E 760/14	760	975	140	14	1500	£956	£1,124	£1,124	£1,289	95
HAWK-E 760/18	760	1215	140	18	2000	£1,148	£1,362	£1,362	£1,577	122

All prices in **White** next working day

H+ element (IPX4) finish options: white, chrome, matt black & anthracite


When ordering colour / finishes product please state which element finish you require

HEAVY PRODUCT - pre-filled, cast iron radiator



Controller
included

Available Finishes



BLACK PRIMER
Lead Time: 7 working days



WHITE 9010
Lead Time: 7 working days



ANTHRACITE 7016
Lead Time: 7 working days



RAL COLOURS
Lead Time: 7-10 working days

(Details page 67)



HAWK-E 660/14 (WHITE 9010)



HAWK-E 660/14 (ANTHRACITE 7016)

H+ Element Functions

- Wi-Fi compatible
- Can be controlled through your smart phone or handheld device
- Multiple radiators can be programmed through the Supla app
- Can be programmed daily and weekly
- Works with controller
- Control of water or ambient temperature
- LED display
- Turbo boost function (Easy drying, heating)
- Energy saving
- Compliant with Lot 20
- IPX4 rated
- Installation required



SUPLA



ALL STOCKED ITEMS
NEXT WORKING DAY


10 YEAR GUARANTEE
(2 YEARS ON ELEMENT)



OPTIONS
ELECTRIC

OSSET ELECTRIC

FOR MORE INFORMATION
including fitting instructions, visit
our website or scan the QR code



**TECHNICAL
INFORMATION**
Wall to front face = 120mm

MODEL	HEIGHT (mm)	WIDTH (mm)	DEPTH (mm)	NO. OF SECTIONS	ELECTRIC ELEMENT WATTAGE	WHITE 9016 (ex VAT)	ANTHRACITE TEXTURE 7016 (ex VAT)	ULTRA MATT BLACK (ex VAT)	WEIGHT (kgs)
OSSET ELECTRIC									
OSSET-E 581/5	581	490	95	5	600	£433	£520	£520	10
OSSET-E 581/7	581	650	95	7	900	£489	£587	£587	13
OSSET-E 581/10	581	890	95	10	1200	£572	£687	£687	17
OSSET-E 581/12	581	1050	95	12	1200	£627	£752	£752	21
OSSET-E 581/14	581	1210	95	14	1500	£683	£820	£820	26



Controller
included

All prices in **White** next working day
H+H element (IPX4) finish options: white, chrome, matt black & anthracite

Available Finishes



WHITE 9016
Lead Time: Next working day



ANTHRACITE TEXTURE 7016
Lead Time: 7 working days



F02 ULTRA MATT BLACK
Lead Time: 7 working days



OSSET-E 581/12 (ANTHRACITE TEXTURE 7016)



OSSET-E 581/12 (WHITE 9016)



SUPLA



H+H Element Functions

- Wi-Fi compatible
- Can be controlled through your smart phone or handheld device
- Multiple radiators can be programmed through the Supla app
- Can be programmed daily and weekly
- Works with controller
- Control of water or ambient temperature
- LED display
- Turbo boost function (easy drying, heating)
- Energy saving
- Compliant with Lot 20
- IPX4 rated
- Installation required



METRO (STRAIGHT) 25MM TUBE

MODEL	HEIGHT (mm)	WIDTH (mm)	PIPE CENTRES (mm)	WATTS Δt 50°C	BTUs Δt 50°C	ELEMENT WATTAGE REQUIRED	WHITE 9016 (ex VAT)	CHROME (ex VAT)	ULTRA MATT BLACK (ex VAT)	COLOUR / FINISHES (ex VAT)	WEIGHT (kgs)
METRO - CENTRAL HEATING											
METRO 30/80	800	300	255	325	1109	300	£65	£91	£145	£171	5
METRO 30/120	1200	300	255	490	1672	300	£88	£139	£168	£194	8
METRO 40/80	800	400	355	370	1263	300	£71	£108	£151	£177	6
METRO 40/120	1200	400	355	530	1809	300	£96	£153	£176	£202	9
METRO 40/180	1800	400	355	840	2866	900	£135	£203	£215	£241	13
METRO 50/80	800	500	455	420	1433	300	£83	£113	£163	£189	7
METRO 50/100	1000	500	455	538	1836	300	-	£146	-	-	9
METRO 50/120	1200	500	455	600	2047	600	£104	£162	£184	£211	11
METRO 50/150	1500	500	455	750	2559	600	£117	£199	£197	£223	13
METRO 50/180	1800	500	455	925	3156	900	£149	£232	£229	£255	16
METRO 60/80	800	600	555	445	1518	300	£86	£127	£166	£192	8
METRO 60/100	1000	600	555	589	2010	600	-	£141	-	-	10
METRO 60/120	1200	600	555	710	2422	600	£115	£179	£195	£221	12
METRO 60/150	1500	600	555	900	3070	600	£128	£224	£208	£234	15
METRO 60/180	1800	600	555	1107	3777	900	£167	£262	£247	£273	18

Chrome finish reduces output by up to 20% All prices in **White** next working day

ORION (CURVED) 25MM TUBE

MODEL	HEIGHT (mm)	WIDTH (mm)	PIPE CENTRES (mm)	WATTS Δt 50°C	BTUs Δt 50°C	ELEMENT WATTAGE REQUIRED	WHITE 9016 (ex VAT)	CHROME (ex VAT)	ULTRA MATT BLACK (ex VAT)	COLOUR / FINISHES (ex VAT)	WEIGHT (kgs)
ORION - CENTRAL HEATING											
ORION 50/80	800	500	455	420	1433	300	£80	£123	£160	£186	7
ORION 50/100	1000	500	455	538	1836	300	-	£149	-	-	9
ORION 50/120	1200	500	455	600	2047	600	£107	£175	£187	£213	11
ORION 50/150	1500	500	455	750	2559	600	£130	£213	£210	£237	13
ORION 50/180	1800	500	455	925	3156	900	£154	£243	£234	£260	16
ORION 60/80	800	600	555	490	1672	300	£89	£141	£169	£195	8
ORION 60/100	1000	600	555	589	2010	600	-	£164	-	-	10
ORION 60/120	1200	600	555	710	2423	600	£119	£191	£199	£225	12
ORION 60/150	1500	600	555	900	3070	600	£133	£238	£213	£239	15
ORION 60/180	1800	600	555	1107	3777	900	£172	£277	£252	£278	18

Chrome finish reduces output by up to 20% All prices in **White** next working day

MODEL	ELECTRIC AND DUAL FUEL OPTIONS (ADD COST TO PRICE OF TOWEL RAIL)	CP (ex VAT)
DF-E	Dual fuel supplied with Essential Element & T-Piece	£71
DF-T	Dual fuel supplied with Thermostatic Element & T-Piece (TEC)	£115
EO-E	Electric only towel rail, pre-filled with Essential Element	£125
EO-T	Electric only towel rail, pre-filled with Thermostatic Element (TEC)	£206

Available Finishes

WHITE 9016
Lead Time: Next working day

CHROME
Lead Time: Next working day

F02 ULTRA MATT BLACK
Lead Time: 7 working days

RAL COLOURS/FINISHES
Lead Time: 7 working days

MILD STEEL

ALL STOCKED ITEMS
NEXT WORKING DAY

5 YEAR
GUARANTEE

OPTIONS

CENTRAL HEATING/
ELECTRIC/DUAL FUEL

METRO 50/120 (CHROME)

TECHNICAL
INFORMATION

Wall to front face = **87-97mm**

Wall to pipe centres = **78-88mm**

Standard connections **1/2"**

FOR MORE
INFORMATION

* See pages 60-66
for Accessories

ORION 50/120 (WHITE 9016)

TECHNICAL
INFORMATION

Wall to front face = **90-100mm**

Wall to pipe centres = **67-77mm**

Standard connections **1/2"**


FOR MORE
INFORMATION

* See pages 60-66
for Accessories

RYKER 50/80 (CHROME)

TECHNICAL INFORMATION

Wall to front face = 104-115mm
Wall to pipe centres = 65-76mm
Standard connections 1/2"
The Ryker can be mounted right or left handed.



FOR MORE INFORMATION



RYKER

MODEL	HEIGHT (mm)	WIDTH (mm)	PIPE CENTRES (mm)	WATTS Δt 50°C	BTUs Δt 50°C	WHITE 9016 (ex VAT)	ANTHRACITE TEXTURE 7016 (ex VAT)	CHROME (ex VAT)	ULTRA MATT BLACK (ex VAT)	COLOUR / FINISHES (ex VAT)	WEIGHT (kgs)
RYKER - CENTRAL HEATING											
RYKER 50/80	824	500	80	421	1436	£212	£212	£266	£292	£308	10
RYKER 50/120	1126	500	80	560	1910	£259	£259	£328	£339	£356	14

Chrome finish reduces output by up to 20% All prices in **White** next working day

Available Finishes

WHITE 9016
Lead Time: Next working day

ANTHRACITE TEXTURE 7016
Lead Time: Next working day

CHROME
Lead Time: Next working day

F02 ULTRA MATT BLACK
Lead Time: 7 working days

RAL COLOURS/FINISHES
Lead Time: 7 working days

MILD STEEL

ALL STOCKED ITEMS
NEXT WORKING DAY


5 YEAR
GUARANTEE

OPTIONS
CENTRAL HEATING

STALIA 50/120 (BLACK MATT 9005)

TECHNICAL INFORMATION

Wall to front face = 79-89mm
Wall to pipe centres = 60-70mm
Standard connections 1/2"



FOR MORE INFORMATION



STALIA

MODEL	HEIGHT (mm)	WIDTH (mm)	PIPE CENTRES (mm)	WATTS Δt 50°C	BTUs Δt 50°C	ELEMENT WATTAGE REQUIRED	WHITE 9016 (ex VAT)	ANTHRACITE TEXTURE 7016 (ex VAT)	BLACK MATT 9005 (ex VAT)	ULTRA MATT BLACK (ex VAT)	COLOUR / FINISHES (ex VAT)	WEIGHT (kgs)
STALIA - CENTRAL HEATING												
STALIA 50/80	800	500	465	285	973	300	£136	£136	£136	£216	£236	6
STALIA 50/120	1200	500	465	428	1461	300	£180	£180	£180	£260	£281	9
STALIA 50/160	1600	500	465	570	1947	600	£236	£236	£236	£316	£336	12

All prices in **White** next working day

MODEL	ELECTRIC AND DUAL FUEL OPTIONS (ADD COST TO PRICE OF TOWEL RAIL)	CP (ex VAT)
DF-E	Dual fuel supplied with Essential Element & T-Piece	£71
DF-T	Dual fuel supplied with Thermostatic Element & T-Piece (TEC)	£115
EO-E	Electric only towel rail, pre-filled with Essential Element	£125
EO-T	Electric only towel rail, pre-filled with Thermostatic Element (TEC)	£206

Available Finishes

WHITE 9016
Lead Time: Next working day

ANTHRACITE TEXTURE 7016
Lead Time: Next working day

BLACK MATT 9005
Lead Time: Next working day

F02 ULTRA MATT BLACK
Lead Time: 7 working days

RAL COLOURS/FINISHES
Lead Time: 7 working days

MILD STEEL

ALL STOCKED ITEMS
NEXT WORKING DAY

5 YEAR
GUARANTEE

OPTIONS
CENTRAL HEATING/
ELECTRIC/DUAL FUEL


ALTONA 50/120 (CHROME)

TECHNICAL INFORMATION

Wall to front face = 90-100mm
Wall to pipe centres = 50-60mm
Standard connections 1/2"



* See pages 60-66 for Accessories



FOR MORE INFORMATION



ALTONA

MODEL	HEIGHT (mm)	WIDTH (mm)	PIPE CENTRES (mm)	WATTS Δt 50°C	BTUs Δt 50°C	ELEMENT WATTAGE REQUIRED	WHITE 9016 (ex VAT)	CHROME (ex VAT)	ULTRA MATT BLACK (ex VAT)	COLOUR / FINISHES (ex VAT)	WEIGHT (kgs)
ALTONA - CENTRAL HEATING											
ALTONA 50/80	800	500	455	371	1264	300	£132	£197	£212	£238	7
ALTONA 50/120	1200	500	455	566	1930	600	£174	£260	£254	£281	10
ALTONA 50/160	1600	500	455	836	2580	600	£225	£340	£305	£332	13
ALTONA 60/80	800	600	555	420	1432	300	£143	£213	£223	£248	8
ALTONA 60/120	1200	600	555	631	2151	600	£188	£289	£268	£294	12
ALTONA 60/160	1600	600	555	916	3123	900	£249	£377	£329	£355	15

Chrome finish reduces output by up to 20% All prices in **White** next working day

MODEL	ELECTRIC AND DUAL FUEL OPTIONS (ADD COST TO PRICE OF TOWEL RAIL)	CP (ex VAT)
DF-E	Dual fuel supplied with Essential Element & T-Piece	£71
DF-T	Dual fuel supplied with Thermostatic Element & T-Piece (TEC)	£115
EO-E	Electric only towel rail, pre-filled with Essential Element	£125
EO-T	Electric only towel rail, pre-filled with Thermostatic Element (TEC)	£206

Available Finishes



WHITE 9016
Lead Time: Next working day



CHROME
Lead Time: Next working day



F02 ULTRA MATT BLACK
Lead Time: 7 working days



RAL COLOURS/FINISHES
Lead Time: 7 working days



MILD STEEL



ALL STOCKED ITEMS
NEXT WORKING DAY



5 YEAR
GUARANTEE




OPTIONS CENTRAL HEATING/
ELECTRIC/DUAL FUEL

COVE TR50/120 (WHITE 9016)

TECHNICAL INFORMATION

Wall to front face = 90-95mm
Wall to pipe centres = 50-55mm
Standard connections 1/2"



FOR MORE INFORMATION



* See pages 60-66 for Accessories

COVE TR

MODEL	HEIGHT (mm)	WIDTH (mm)	PIPE CENTRES (mm)	WATTS Δt 50°C	BTUs Δt 50°C	ELEMENT WATTAGE REQUIRED	WHITE 9016 (ex VAT)	ANTHRACITE TEXTURE 7016 (ex VAT)	ULTRA MATT BLACK (ex VAT)	COLOUR / FINISHES (ex VAT)	WEIGHT (kgs)
COVE TR - CENTRAL HEATING											
COVE TR50/80	826	500	450	410	1399	600	£166	£166	£246	£268	10
COVE TR50/120	1120	500	450	550	1877	900	£203	£203	£283	£304	13
COVE TR50/150	1535	500	450	700	2388	900	£279	£279	£359	£380	16

All prices in **White** next working day

MODEL	ELECTRIC AND DUAL FUEL OPTIONS (ADD COST TO PRICE OF TOWEL RAIL)	CP (ex VAT)
DF-E	Dual fuel supplied with Essential Element & T-Piece	£71
DF-T	Dual fuel supplied with Thermostatic Element & T-Piece (TEC)	£115
EO-E	Electric only towel rail, pre-filled with Essential Element	£125
EO-T	Electric only towel rail, pre-filled with Thermostatic Element (TEC)	£206

Available Finishes



WHITE 9016
Lead Time: Next working day



ANTHRACITE TEXTURE 7016
Lead Time: Next working day



F02 ULTRA MATT BLACK
Lead Time: 7 working days



RAL COLOURS/FINISHES
Lead Time: 7 working days



MILD STEEL



ALL STOCKED ITEMS
NEXT WORKING DAY



5 YEAR
GUARANTEE



OPTIONS CENTRAL HEATING/
ELECTRIC/DUAL FUEL


ESSLR 50/120 (GRANITE TEXTURE)

TECHNICAL INFORMATION

Wall to front face = 85-100mm
Wall to pipe centres = 70-85mm
Standard connections 1/2"



* See pages 60-66 for Accessories



FOR MORE INFORMATION



ESSM50/120 (BRUSHED NICKEL)

TECHNICAL INFORMATION

Wall to front face = 76mm
Wall to pipe centres = 61mm
Standard connections 1/2"



FOR MORE INFORMATION



* See pages 60-66 for Accessories

ESSENTIAL (22MM TUBE)

MODEL	HEIGHT (mm)	WIDTH (mm)	PIPE CENTRES (mm)	WATTS Δt 50°C	BTUs Δt 50°C	ELEMENT WATTAGE REQUIRED	WHITE 9016 TEXTURE / GRANITE TEXTURE / STONE TEXTURE (ex VAT)	MATT BLACK 9004 (ex VAT)	CHROME (ex VAT)	WEIGHT (kgs)
ESSENTIAL - CENTRAL HEATING										
ESSLR 50/60	600	500	455	305	1040	300	£74	£74	£80	4
ESSLR 50/80	800	500	455	364	1242	300	£80	£80	£94	6
ESSLR 50/120	1200	500	455	545	1858	600	£98	£98	£114	8
ESSLR 50/160	1600	500	455	725	2474	600	£125	£125	£140	10

Chrome finish reduces output by up to 20% All prices in **White** next working day

MODEL	ELECTRIC AND DUAL FUEL OPTIONS (ADD COST TO PRICE OF TOWEL RAIL)	CP (ex VAT)
DF-E	Dual fuel supplied with Essential Element & T-Piece	£71
DF-T	Dual fuel supplied with Thermostatic Element & T-Piece (TEC)	£115
EO-E	Electric only towel rail, pre-filled with Essential Element	£125
EO-T	Electric only towel rail, pre-filled with Thermostatic Element (TEC)	£206

Available Finishes



WHITE 9016 TEXTURE Lead Time: Next working day
GRANITE TEXTURE Lead Time: Next working day
STONE TEXTURE Lead Time: Next working day
MATT BLACK 9004 Lead Time: Next working day
CHROME Lead Time: Next working day

ESSENTIAL METALLICS NEW AVAILABLE FROM SEPTEMBER

MODEL	HEIGHT (mm)	WIDTH (mm)	PIPE CENTRES (mm)	WATTS Δt 50°C	BTUs Δt 50°C	ELEMENT WATTAGE REQUIRED	BRUSHED BRASS (ex VAT)	BRUSHED NICKEL (ex VAT)	WEIGHT (kgs)
ESSENTIAL - CENTRAL HEATING									
ESSM50/60	600	500	450	242	827	300	£132	£132	5
ESSM50/80	800	500	450	334	1138	300	£156	£156	7
ESSM50/120	1200	500	450	485	1654	600	£220	£220	9
ESSM50/160	1600	500	450	635	2168	600	£299	£299	12

All prices in **White** next working day

MODEL	ELECTRIC AND DUAL FUEL OPTIONS (ADD COST TO PRICE OF TOWEL RAIL)	CP (ex VAT)
DF-E	Dual fuel supplied with Essential Element & T-Piece	£71
DF-T	Dual fuel supplied with Thermostatic Element & T-Piece (TEC)	£115
EO-E	Electric only towel rail, pre-filled with Essential Element	£125
EO-T	Electric only towel rail, pre-filled with Thermostatic Element (TEC)	£206

Available Finishes



BRUSHED BRASS Lead Time: Next working day
BRUSHED NICKEL Lead Time: Next working day


KYLO 50/120 (BRUSHED BRASS)

TECHNICAL INFORMATION

Wall to front face = 82mm
Wall to pipe centres = 65mm
Standard connections 1/2"



* See pages 60-66 for Accessories



FOR MORE INFORMATION



KYLO

MODEL	HEIGHT (mm)	WIDTH (mm)	PIPE CENTRES (mm)	WATTS Δt 50°C	BTUs Δt 50°C	ELEMENT WATTAGE REQUIRED	BRUSHED BRASS (ex VAT)	BRUSHED NICKEL (ex VAT)	WEIGHT (kgs)
KYLO - CENTRAL HEATING									
KYLO 50/80	800	500	450	225	768	300	£279	£279	5
KYLO 50/120	1200	500	450	337	1150	600	£375	£375	7
KYLO 50/160	1600	500	450	449	1532	600	£479	£479	10

All prices in **White** next working day

MODEL	ELECTRIC AND DUAL FUEL OPTIONS (ADD COST TO PRICE OF TOWEL RAIL)	CP (ex VAT)
DF-E	Dual fuel supplied with Essential Element & T-Piece	£71
DF-T	Dual fuel supplied with Thermostatic Element & T-Piece (TEC)	£115
EO-E	Electric only towel rail, pre-filled with Essential Element	£125
EO-T	Electric only towel rail, pre-filled with Thermostatic Element (TEC)	£206

Available Finishes



BRUSHED BRASS

Lead Time: Next working day



BRUSHED NICKEL

Lead Time: Next working day



MILD STEEL



ALL STOCKED ITEMS
NEXT WORKING DAY



5 YEAR
GUARANTEE




OPTIONS CENTRAL HEATING/
ELECTRIC/DUAL FUEL

BONHAM 50/120 (BRUSHED BRASS)

TECHNICAL INFO

Wall to front face = 88-100mm
Wall to pipe centres = 72-94mm
Standard connections 1/2"
The brackets are designed to be installed using the smallest measurement – however, the adjustment is available, where required, for fitting purposes.



FOR MORE INFORMATION



* See pages 60-66 for Accessories

BONHAM

MODEL	HEIGHT (mm)	WIDTH (mm)	PIPE CENTRES (mm)	WATTS Δt 50°C	BTUs Δt 50°C	ELEMENT WATTAGE REQUIRED	BRUSHED BRASS (ex VAT)	BRUSHED NICKEL (ex VAT)	WEIGHT (kgs)
BONHAM - CENTRAL HEATING									
BONHAM 50/70	700	500	468	389	1328	300	£288	£288	7
BONHAM 50/120	1190	500	468	536	1827	600	£437	£437	10
BONHAM 50/160	1540	500	468	713	2433	600	£538	£538	13

All prices in **White** next working day

MODEL	ELECTRIC AND DUAL FUEL OPTIONS (ADD COST TO PRICE OF TOWEL RAIL)	CP (ex VAT)
DF-E	Dual fuel supplied with Essential Element & T-Piece	£71
DF-T	Dual fuel supplied with Thermostatic Element & T-Piece (TEC)	£115
EO-E	Electric only towel rail, pre-filled with Essential Element	£125
EO-T	Electric only towel rail, pre-filled with Thermostatic Element (TEC)	£206

Available Finishes



BRUSHED BRASS

Lead Time: Next working day



BRUSHED NICKEL

Lead Time: Next working day



STAINLESS STEEL



ALL STOCKED ITEMS
NEXT WORKING DAY



25 YEAR
GUARANTEE



OPTIONS CENTRAL HEATING/
ELECTRIC/DUAL FUEL

SIENA (STRAIGHT)

MODEL	HEIGHT (mm)	WIDTH (mm)	PIPE CENTRES (mm)	WATTS Δt 50°C	BTUs Δt 50°C	ELEMENT WATTAGE REQUIRED	POLISHED STAINLESS (ex VAT)	ULTRA MATT BLACK (ex VAT)	COLOUR / FINISHES (ex VAT)	WEIGHT (kgs)
SIENA - CENTRAL HEATING										
SIENA 40/49	490	400	368	196	667	150	£162	£195	£233	6
SIENA 75/49	490	750	718	389	1328	300	£211	£254	£295	7
SIENA 100/49	490	1000	968	446	1523	300	£246	£296	£343	10
SIENA 35/70	700	350	318	270	922	300	£201	£242	£281	6
SIENA 35/120	1190	350	318	479	1636	300	£298	£358	£404	9
SIENA 35/160	1540	350	318	563	1920	600	£369	£443	£484	12
SIENA 50/70	700	500	468	389	1328	300	£232	£279	£305	7
SIENA 50/120	1190	500	468	536	1827	600	£346	£416	£459	10
SIENA 50/160	1540	500	468	713	2433	600	£430	£516	£574	13
SIENA 60/70	700	600	568	420	1433	300	£253	£304	£367	8
SIENA 60/120	1190	600	568	641	2187	600	£382	£459	£532	11
SIENA 60/160	1540	600	568	754	2572	600	£470	£564	£666	14

All prices in **White** next working day

ZANTE (CURVED)

MODEL	HEIGHT (mm)	WIDTH (mm)	PIPE CENTRES (mm)	WATTS Δt 50°C	BTUs Δt 50°C	ELEMENT WATTAGE REQUIRED	POLISHED STAINLESS (ex VAT)	ULTRA MATT BLACK (ex VAT)	COLOUR / FINISHES (ex VAT)	WEIGHT (kgs)
ZANTE - CENTRAL HEATING										
ZANTE 50/70	700	500	468	389	1328	300	£232	£279	£355	7
ZANTE 50/120	1190	500	468	536	1827	600	£346	£416	£513	10
ZANTE 50/160	1540	500	468	713	2433	600	£426	£512	£642	13
ZANTE 60/70	700	600	568	420	1433	300	£249	£299	£415	8
ZANTE 60/120	1190	600	568	641	2187	600	£378	£454	£614	11
ZANTE 60/160	1540	600	568	754	2572	600	£466	£560	£743	14

All prices in **White** next working day

MODEL	ELECTRIC AND DUAL FUEL OPTIONS (ADD COST TO PRICE OF TOWEL RAIL)	CP (ex VAT)
DF-E	Dual fuel supplied with Essential Element & T-Piece	£71
DF-T	Dual fuel supplied with Thermostatic Element & T-Piece (TEC)	£115
EO-E	Electric only towel rail, pre-filled with Essential Element	£125
EO-T	Electric only towel rail, pre-filled with Thermostatic Element (TEC)	£206

Available Finishes



POLISHED STAINLESS
Lead Time: Next working day



F02 ULTRA MATT BLACK
Lead Time: 7 working days



RAL COLOURS/FINISHES
Lead Time: 7 working days





SIENA 50/120 (POLISHED)

TECHNICAL INFO

Wall to front face = **88-100mm**
Wall to pipe centres = **72-94mm**
Standard connections **1/2"**
The brackets are designed to be installed using the smallest measurement - however, the adjustment is available, where required, for fitting purposes.



FOR MORE INFORMATION



* See pages 60-66 for Accessories



ZANTE 50/160 (POLISHED)

TECHNICAL INFO

Wall to front face = **88-100mm**
Wall to pipe centres = **72-94mm**
Standard connections **1/2"**
The brackets are designed to be installed using the smallest measurement - however, the adjustment is available, where required, for fitting purposes.



FOR MORE INFORMATION



* See pages 60-66 for Accessories


COVE STR50/150 (POLISHED)

TECHNICAL INFORMATION

Wall to front face = 90-95mm
Wall to pipe centres = 50-55mm
Standard connections 1/2"



* See pages 60-66 for Accessories



FOR MORE INFORMATION



COVE STR

MODEL	HEIGHT (mm)	WIDTH (mm)	PIPE CENTRES (mm)	WATTS Δt 50°C	BTUs Δt 50°C	ELEMENT WATTAGE REQUIRED	POLISHED STAINLESS (ex VAT)	ULTRA MATT BLACK (ex VAT)	COLOUR / FINISHES (ex VAT)	WEIGHT (kgs)
COVE STR - CENTRAL HEATING										
COVE STR50/80	826	500	450	410	1399	600	£419	£503	£541	10
COVE STR50/120	1120	500	450	550	1877	900	£518	£622	£673	13
COVE STR50/150	1535	500	450	700	2388	900	£717	£861	£931	16

All prices in **White** next working day

MODEL	ELECTRIC AND DUAL FUEL OPTIONS (ADD COST TO PRICE OF TOWEL RAIL)	CP (ex VAT)
DF-E	Dual fuel supplied with Essential Element & T-Piece	£71
DF-T	Dual fuel supplied with Thermostatic Element & T-Piece (TEC)	£115
EO-E	Electric only towel rail, pre-filled with Essential Element	£125
EO-T	Electric only towel rail, pre-filled with Thermostatic Element (TEC)	£206

Available Finishes



POLISHED STAINLESS
Lead Time: Next working day



F02 ULTRA MATT BLACK
Lead Time: 7 working days



RAL COLOURS/FINISHES
Lead Time: 7 working days




LAMBOURNE (BRUSHED BRASS)

TECHNICAL INFORMATION

Wall to front face = 250mm
Wall to pipe centres = 100mm
Distance between
tappings = 345mm
Standard connections 1/2"
Tube diameter = 31.8mm



* See pages 60-66 for Accessories



FOR MORE INFORMATION



LAMBOURNE

BRUSHED NICKEL AVAILABLE FROM SEPTEMBER

MODEL	HEIGHT (mm)	WIDTH (mm)	WATTS Δt 50°C	BTUs Δt 50°C	ELEMENT WATTAGE REQUIRED	CHROME (ex VAT)	BRUSHED BRASS (ex VAT)	BRUSHED NICKEL (ex VAT)	WEIGHT (kgs)	COLUMN INSERT (Number of Sections)
LAMBOURNE - CENTRAL HEATING										
LAMBOURNE	1500	500	896	3057	300	£645	£862	£862	25	5

All prices in **White** next working day

MODEL	ELECTRIC AND DUAL FUEL OPTIONS (ADD COST TO PRICE OF TOWEL RAIL)	CP (ex VAT)
DF-E	Dual fuel supplied with Essential Element & T-Piece	£71
DF-T	Dual fuel supplied with Thermostatic Element & T-Piece (TEC)	£115
EO-E	Electric only towel rail, pre-filled with Essential Element	£125
EO-T	Electric only towel rail, pre-filled with Thermostatic Element (TEC)	£206

Available Finishes



CHROME
Lead Time: Next working day




BRUSHED BRASS
Lead Time: Next working day




BRUSHED NICKEL
Lead Time: Next working day



FOR MORE INFORMATION
including fitting instructions, visit
our website or scan the QR code



HUNGERFORD



NEWBURY

HUNGERFORD

BRUSHED NICKEL

AVAILABLE FROM
SEPTEMBER



* See pages 60-66
for Accessories

TECHNICAL
INFORMATION

Wall to front face = 135mm

Wall to pipe centres = 50mm

Standard connections 1/2"

Tube diameter = 31.8mm


MODEL	HEIGHT (mm)	WIDTH (mm)	WATTS Δt 50°C	BTUs Δt 50°C	ELEMENT WATTAGE REQUIRED	CHROME (ex VAT)	BRUSHED BRASS (ex VAT)	BRUSHED NICKEL (ex VAT)	WEIGHT (kgs)	COLUMN INSERT (Number of Sections)
HUNGERFORD - CENTRAL HEATING										
HUNGERFORD	685	685	137	467	150	£283	£379	£379	15	-

All prices in **White** next working day

NEWBURY

BRUSHED NICKEL

AVAILABLE FROM
SEPTEMBER



* See pages 60-66
for Accessories

TECHNICAL INFO

Wall to front face = 230mm

Wall to pipe centres = 90mm

Distance between
tappings = width - 145mm

Standard connections 1/2"

Tube diameter = 31.8mm

MODEL	HEIGHT (mm)	WIDTH (mm)	WATTS Δt 50°C	BTUs Δt 50°C	ELEMENT WATTAGE REQUIRED	CHROME (ex VAT)	BRUSHED BRASS (ex VAT)	BRUSHED NICKEL (ex VAT)	WEIGHT (kgs)	COLUMN INSERT (Number of Sections)
NEWBURY - CENTRAL HEATING										
NEWBURY-1	965	540	431	1471	300	£404	£558	£558	15	5
NEWBURY-2	965	673	610	2081	600	£450	£600	£600	20	8
NEWBURY-3	965	765	718	2450	600	£550	£733	£733	25	10

Column radiator inserts are White 9016 All prices in **White** next working day

Available Finishes



CHROME
Lead Time: Next
working day



BRUSHED BRASS
Lead Time: Next
working day



BRUSHED NICKEL
Lead Time: Next
working day

MODEL	ELECTRIC AND DUAL FUEL OPTIONS (ADD COST TO PRICE OF TOWEL RAIL)	CP (ex VAT)
DF-E	Dual fuel supplied with Essential Element & T-Piece	£71
DF-T	Dual fuel supplied with Thermostatic Element & T-Piece (TEC)	£115
EO-E	Electric only towel rail, pre-filled with Essential Element	£125
EO-T	Electric only towel rail, pre-filled with Thermostatic Element (TEC)	£206



HUNGERFORD (CHROME)



HUNGERFORD (BRUSHED BRASS)



NEWBURY-2 (BRUSHED NICKEL/WHITE)



NEWBURY-2 (BRUSHED BRASS/WHITE)



MILD
STEEL



ALL STOCKED ITEMS
NEXT WORKING DAY




5 YEAR
GUARANTEE




OPTIONS CENTRAL HEATING/
ELECTRIC/DUAL FUEL

FOR MORE INFORMATION
including fitting instructions, visit
our website or scan the QR code



EASTBURY




TWYFORD

EASTBURY

BRUSHED NICKEL

AVAILABLE FROM
SEPTEMBER



TECHNICAL INFO

Wall to front face = 123mm

Wall to pipe centres = 100mm

Distance between
tappings = 525mm

Standard connections 1/2"

Tube diameter = 31.8mm


MODEL	HEIGHT (mm)	WIDTH (mm)	WATTS Δt 50°C	BTUs Δt 50°C	ELEMENT WATTAGE REQUIRED	CHROME (ex VAT)	BRUSHED BRASS (ex VAT)	BRUSHED NICKEL (ex VAT)	WEIGHT (kgs)	COLUMN INSERT (Number of Sections)
EASTBURY - CENTRAL HEATING										
EASTBURY	952	680	145	494	150	£300	£400	£400	16	-

All prices in **White** next working day

TWYFORD

BRUSHED NICKEL

AVAILABLE FROM
SEPTEMBER



TECHNICAL INFO

Wall to front face = 142mm

Wall to pipe centres = 100mm

Distance between
tappings = 345mm

Standard connections 1/2"

Tube diameter = 31.8mm

MODEL	HEIGHT (mm)	WIDTH (mm)	WATTS Δt 50°C	BTUs Δt 50°C	ELEMENT WATTAGE REQUIRED	CHROME (ex VAT)	BRUSHED BRASS (ex VAT)	BRUSHED NICKEL (ex VAT)	WEIGHT (kgs)	COLUMN INSERT (Number of Sections)
TWYFORD - CENTRAL HEATING										
TWYFORD	952	500	425	1450	300	£404	£558	£558	15	5

Column radiator inserts are White 9016 All prices in **White** next working day

Available Finishes



CHROME
Lead Time: Next
working day



BRUSHED BRASS
Lead Time: Next
working day



BRUSHED NICKEL
Lead Time: Next
working day

MODEL	ELECTRIC AND DUAL FUEL OPTIONS (ADD COST TO PRICE OF TOWEL RAIL)	CP (ex VAT)
DF-E	Dual fuel supplied with Essential Element & T-Piece	£71
DF-T	Dual fuel supplied with Thermostatic Element & T-Piece (TEC)	£115
EO-E	Electric only towel rail, pre-filled with Essential Element	£125
EO-T	Electric only towel rail, pre-filled with Thermostatic Element (TEC)	£206



EASTBURY (BRUSHED NICKEL)



EASTBURY (BRUSHED BRASS)



TWYFORD (CHROME/WHITE)



TWYFORD (BRUSHED BRASS/WHITE)



MILD
STEEL



ALL STOCKED ITEMS
NEXT WORKING DAY



5 YEAR
GUARANTEE



OPTIONS CENTRAL HEATING/
ELECTRIC/DUAL FUEL

ACCESSORIES

Please note: minimum order value for accessories is £220.
A carriage charge will apply for any orders under this amount.

THERMOSTATIC RADIATOR VALVES

Please note: Our thermostatic Essential ranges are bi-directional

ESSENTIAL TRV - STRAIGHT



WHITE & CHROME
£34



CHROME £42



BRUSHED NICKEL
£47



WHITE £47



**ANTHRACITE
TEXTURE** £47



STONE TEXTURE
£47



BLACK £47



BRUSHED BRASS
£47

ESSENTIAL TRV - ANGLED



WHITE & CHROME
£34



CHROME £42



BRUSHED NICKEL
£47



WHITE £47



**ANTHRACITE
TEXTURE** £47



BLACK £47



BRUSHED BRASS
£47

ESSENTIAL TRV - CORNER



WHITE & CHROME
£40



CHROME £49



BRUSHED NICKEL
£52



WHITE £52



**ANTHRACITE
TEXTURE** £52



STONE TEXTURE
£52



BLACK £52



BRUSHED BRASS
£52

ESSENTIAL TRV - CORNER DUAL FUEL

(Please note: these valves fit the Essential and TEC elements)



CHROME £70



BRUSHED NICKEL
£84



WHITE £84



**ANTHRACITE
TEXTURE** £84



BLACK £84



BRUSHED BRASS
£84

TOTE TRV - ANGLED



CHROME £84



BRUSHED NICKEL £94




BLACK NICKEL £94



VINTAGE BRASS £94

TOTE TRV - CORNER



CHROME £89



BRUSHED NICKEL £99



VINTAGE BRASS £99

MANUAL RADIATOR VALVES

ESSENTIAL MANUAL - STRAIGHT



CHROME £30



BRUSHED NICKEL £34



WHITE £34



**ANTHRACITE
TEXTURE** £34



STONE TEXTURE £34



BLACK £34



BRUSHED BRASS £34



RAL/FINISHES £45*

* Only available when purchased with a radiator or towel rail of the same finish

Please note: minimum order value for accessories is £220.
A carriage charge will apply for any orders under this amount.

ESSENTIAL MANUAL - ANGLED



CHROME £30



BRUSHED NICKEL £34



WHITE £34




**ANTHRACITE
TEXTURE** £34



BLACK £34



BRUSHED BRASS £34



RAL/FINISHES £45*

* Only available when purchased with a radiator or towel rail of the same finish

ESSENTIAL MANUAL - CORNER



CHROME £38



BRUSHED NICKEL £43



WHITE £43



**ANTHRACITE
TEXTURE** £43



STONE TEXTURE £43



BLACK £43



BRUSHED BRASS £43



RAL/FINISHES £56*

* Only available when purchased with a radiator or towel rail of the same finish

ESSENTIAL MANUAL SQUARE - STRAIGHT



CHROME £45



ANTHRACITE TEXTURE
£48



BLACK £48

ESSENTIAL MANUAL SQUARE - ANGLED



CHROME £39




ANTHRACITE TEXTURE
£43



BLACK £43

ESSENTIAL MANUAL SQUARE - CORNER



CHROME £49



ANTHRACITE TEXTURE
£56



BLACK £56

ESSENTIAL MANUAL DUAL FUEL

PLEASE NOTE: THESE VALVES FIT THE ESSENTIAL AND TEC ELEMENTS



CHROME £42



BRUSHED NICKEL
£47



WHITE £47



ANTHRACITE TEXTURE
£47



BLACK £47



BRUSHED BRASS
£47

ESSENTIAL MANUAL CROSSHEAD



CHROME £49



BRUSHED BRASS £49



BRUSHED NICKEL £49



CHROME £49

HEATING ELEMENTS DUAL FUEL (IPX4 RATED)

All elements come with a 2 year guarantee

ESSENTIAL HEATING ELEMENTS (CHROME T-PIECE INCLUDED)

150W / 300W / 600W / 900W



CHROME £71

TEC THERMOSTATIC ELEMENTS

300W / 600W / 1000W



CHROME
£115



WHITE
£115



ANTHRACITE
£115



MATT BLACK
£115



BRUSHED BRASS
£115



BRUSHED NICKEL
£115

SLEEVING KITS

130MM SLEEVING KITS



WHITE £32



CHROME £32



BRUSHED NICKEL £37



BLACK NICKEL £37



BRUSHED BRASS £37



MATT BLACK £32



ANTHRACITE TEXTURE
£32



RAL/FINISHES £42*

* Only available when purchased with a radiator or towel rail of the same finish

Please note: minimum order value for accessories is £220.
A carriage charge will apply for any orders under this amount.

300MM SLEEVING KITS



WHITE £43




CHROME £43



BRUSHED NICKEL £51



BLACK NICKEL £51



RAL/FINISHES £60*

* Only available when purchased with a radiator or towel rail of the same finish

TOWEL HANGING OPTIONS

CASSIUS TB

200MM / 340MM / 480MM



**WHITE/CHROME/RAL
ANTHRACITE** £66

COVE TB

295MM / 413MM



**WHITE/
CHROME** £69

METRO/ORION TB

400MM / 500MM / 600MM



**WHITE/
CHROME** £69

ARDENT TB

9 SECTIONS AND ABOVE



**WHITE/
CHROME** £143

GRIP PEG



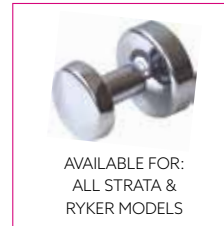
WHITE/CHROME £30

VIP HOOK



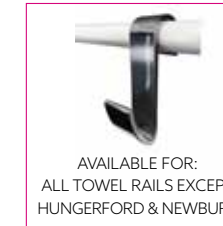
WHITE/CHROME £39

MAGNETIC PEG



WHITE/CHROME £32

VERSO HOOK



WHITE/CHROME £22

WALL STAYS

STANDARD WALL STAY

Length 250mm



CHROME £17

LUXURY WALL STAY

Length 265mm



CHROME £43



BRUSHED NICKEL £43



BLACK NICKEL £43

All accessories, except those in a RAL/Finish, are available next working day

FEET OPTIONS

ARDENT/
MODUS



ANY COLOUR /
2, 3 OR 4 COLUMN
6-20 SECTIONS (2 FEET) £74
21-40 SECTIONS (3 FEET) £111

ARDENT/
MODUS



ANY COLOUR
6-20 SECTIONS (2 FEET) £74
21-40 SECTIONS (3 FEET) £111
(NOT AVAILABLE IN BARE METAL LACQUER)

CASSIUS



ANY COLOUR
(PAIR) £42

MODUS
VERTICAL ELECTRIC



ANY COLOUR
(PAIR) £74

ADDITIONAL EXTRAS

TEE PIECE



CHROME
£11



BRUSHED NICKEL
£11



WHITE
£11



ANTHRACITE
TEXTURE £11



BLACK
£11



BRUSHED BRASS
£11

RADIATOR VALVE
EXTENSION



CHROME £15
RAL/FINISHES £20*

RADIATOR VALVE
EXTENSION



CHROME £22

SHUT OFF
VALVES



CHROME £12



CHROME £12

PLUGS & VENTS



CHROME £11



BRUSHED NICKEL
£11



WHITE £11



ANTHRACITE
TEXTURE £11



BLACK £11



BRUSHED BRASS
£11

ESSENTIAL ELEMENT SHROUDS



CHROME £50



WHITE £50



ANTHRACITE
TEXTURE £50



BLACK £50




BRUSHED BRASS
£50



RAL/FINISHES £65*

* Only available when purchased with a radiator or towel rail of the same finish

RAL COLOURS



To view our collection
of RAL colours please
scan QR code.

We have over 300 colours to choose from. All our
RAL colours come in a gloss finish as standard, but if you
require a matt finish please contact our sales team for availability.



FINISHES

SPECIAL FINISHING



F06 METAL ROUGH BLACK



F15 METAL SPARKLING BLACK




F04 DARK GREY TEXTURE



F03 METAL ANTHRACITE



F07 SILVER EFFECT



F20 MILKY



F14 OLD BRONZE EFFECT



F26 ROSE GOLD



F27 BRONZE



F28 COPPER



F29 BLACK SPARKLE



F30 MATT BLACK



F31 GUN METAL



F32 SABLE



F33 PLATINUM 7048



F34 WHITE FROST



NEW
F02 ULTRA MATT BLACK

PASTEL



P01 BLUSH PINK



P02 TUSCANY YELLOW



P03 FOXGLOVE MAUVE



P04 SALT WATER GREEN



P05 MISTY BLUE

MELANGE



M01 HISTORIC GOLD



M02 HISTORIC COPPER



M04 HISTORIC SILVER

WAVY




W01 NIGHT



W02 CARBON



W03 SMOKE




W04 SNOWFLAKE

FINE TEXTURE



FT 1013 BEIGE



FT 9016 WHITE




FT 7016 ANTHRACITE

Please note: for technical reasons paint colours may not match exactly to the
samples above and should be used for illustrative purposes only.



Essential Radiators
and Towel Rails



WWW.DQHEATING.COM

Double Quick (Heating) Ltd

Units 3 & 4 St Helens House, St Helens Way,
Thetford, Norfolk, IP24 1HG

T: 01842 810833

E: sales@dqheating.com

