




Electric Radiators and Towel Rails

2025 ELECTRIC BROCHURE

CHOOSE COLOUR. CHOOSE FUNCTION. CHOOSE COMFORT.

VOL. 8 | JULY



All prices shown exclude VAT

CONTENTS



DQ HEATING'S SUSTAINABILITY PLEDGE

We are continually working on improving our sustainability – to see our progress, please scan the QR code to visit our website

M
= MILD STEEL

A
= ALUMINIUM

S
= STAINLESS STEEL

C
= CAST IRON

RADIATORS



04
MODUS
VERTICAL
M



05
MODUS
HORIZONTAL
M



06
HAWKSHAW
C



07
OSSET
A



08
H+H
FUNCTIONS



09
VELA
A


TOWEL RAILS



10
ESSENTIAL
(22MM)
M



11
KYLO
M




12
METRO
(25MM)
M



13
SIENA
S



14
BONHAM
S



15
RAL / FINISHES
DETAILS

TOWEL RAIL ELEMENT FUNCTIONS

ESSENTIAL ELEMENT

- Pre-installed (right hand side unless specified)
- Internal safety thermostat and thermal fuse
- Manufactured from stainless steel (resistant to corrosion)
- IPX4 rated



TEC THERMOSTATIC ELEMENT

- Thermostatically controlled
- IP rate: IPX4
- Insulation: Class I
- Temperature regulation: 30-70°C(Fluid)
- Boost:2/4H
- Digital display



H+ WI-FI ELEMENT

- Wi-Fi compatible
- Multiple radiators can be programmed through the Supla app
- Works with controller
- LED display
- Turbo boost function (easy drying, heating)
- Energy saving
- Can be installed on the left or the right side
- Installation required
- Anti-freeze function
- Can be controlled through your smart phone or handheld device
- Can be programmed daily and weekly
- Control of water or ambient temperature
- Casing cover to match towel rail shape (except with the Metro & Essential models)
- Electric connection cover
- Compliant with Lot 20
- IPX4 rated





MILD STEEL
(material)



NEXT DAY DELIVERY
(all items in bold)



8 YEAR GUARANTEE
(2 years on element)



WATER & GLYCOL
(fill)



SUPLA

AVAILABLE FINISHES



WHITE 9016
Lead Time: Next working day



ANTHRACITE 7016 TEXTURE
Lead Time: Next working day



BARE METAL LACQUER
Lead Time: Next working day



F02 ULTRA MATT BLACK
Lead Time: 7 working days



RAL / FINISHES
Lead Time: 7 working days
Available colours - page 15

MODUS-E 2.1800/11 (WHITE 9016)



FOR MORE INFORMATION



MODUS (VERTICAL)

Model	Height (mm)	Width (mm)	Depth (mm)	No. of Sections	Power Rating (W)	White 9016 (ex VAT)	Anthracite (ex VAT)	Bare Metal (ex VAT)	Ultra Matt Black (ex VAT)	RAL Finishes (ex VAT)	Weight (Kgs)
2 Column											
Modus-E 2.1800/7	1920	346	62	7	1200	£884	£1,061	£1,150	£1,061	£1,150	32
Modus-E 2.1800/11	1920	530	62	11	1500	£1,020	£1,224	£1,325	£1,224	£1,325	50

Prices shown include an **H+** element (IPX4)

All prices in **bold** - next working day delivery

All prices not in bold - 7 working days

Wall brackets included

- **H+** element (IPX4) finish options: white, chrome, matt black & anthracite
- When ordering a RAL colour product, please state which element finish you require
- For more information on the H+ element see page 3
- Modus feet available **£74** any colour (pair)



Please be aware that the Modus Lacquered range has been created to enhance the markings of the manufacturing process, including the distinctive weld marks, making each section individual and every radiator unique



FOR MORE INFORMATION



MODUS-E 3.600/17 (WHITE 9016)

MODUS (HORIZONTAL)

Model	Height (mm)	Width (mm)	Depth (mm)	No. of Sections	Power Rating (W)	White 9016 (ex VAT)	Anthracite (ex VAT)	Bare Metal (ex VAT)	Ultra Matt Black (ex VAT)	RAL / Finishes (ex VAT)	Weight (Kgs)
2 Column											
Modus-E 2.600/13	600	692	62	13	600	£524	£629	£681	£629	£681	21
Modus-E 2.600/17	600	876	62	17	900	£656	£787	£854	£787	£854	27
Modus-E 2.600/21	600	1060	62	21	1200	£791	£949	£1,027	£949	£1,027	34
3 Column											
Modus-E 3.600/13	600	692	100	13	900	£555	£666	£719	£666	£719	30
Modus-E 3.600/17	600	876	100	17	1200	£701	£841	£909	£841	£909	39
Modus-E 3.600/21	600	1060	100	21	1500	£849	£1,019	£1,105	£1,019	£1,105	49
4 Column											
Modus-E 4.600/13	600	692	136	13	1200	£600	£719	£777	£719	£777	42
Modus-E 4.600/17	600	876	136	17	1500	£769	£961	£998	£961	£998	55
Modus-E 4.600/21	600	1060	136	21	2000	£938	£1,126	£1,219	£1,126	£1,219	67

Prices shown include an **H+H** element (IPX4)

All prices in **bold** - next working day delivery

All prices not in bold - 7 working days

Wall brackets included

- **H+H** element (IPX4) finish options: white, chrome, matt black & anthracite
- When ordering a RAL colour product, please state which element finish you require

- For more information on the H+H element see page 8



Slip-on feet (any colour - 2, 3 or 4 column)

6-20 SECTIONS (2 FEET) **£74**

21-40 SECTIONS (3 FEET) **£111**



Cast feet (any colour)
Not available in Bare Metal

6-20 SECTIONS (2 FEET) **£74**

21-40 SECTIONS (3 FEET) **£111**



MILD STEEL
(material)



NEXT DAY DELIVERY
(all items in bold)



8 YEAR GUARANTEE
(2 years on element)



WATER & GLYCOL
(fill)



SUPLA

AVAILABLE FINISHES




WHITE 9016
Lead Time: Next working day



ANTHRACITE 7016 TEXTURE
Lead Time: Next working day



BARE METAL LACQUER
Lead Time: Next working day



F02 ULTRA MATT BLACK
Lead Time: 7 working days



RAL / FINISHES
Lead Time: 7 working days
Available colours - page 15



CAST IRON
(material)



NEXT DAY DELIVERY
(all items in bold)



10 YEAR GUARANTEE
(2 years on element)



WATER & GLYCOL
(fill)



SUPLA

AVAILABLE
FINISHES



BLACK PRIMER
Lead Time: 7 working days
(stocked sizes next working day)



WHITE 9010
Lead Time: 7 working days
(stocked sizes next working day)



ANTHRACITE 7016
Lead Time: 7 working days
(stocked sizes next working day)



RAL COLOURS
Lead Time: 7-10
working days
Available colours - page 15



FOR MORE
INFORMATION

HAWK-E 660/14 (WHITE 9010)



FOR MORE
INFORMATION



ALUMINIUM
(material)



NEXT DAY DELIVERY
(all items in bold)



5 YEAR GUARANTEE
(2 years on element)



WATER & GLYCOL
(fill)



SUPLA


AVAILABLE
FINISHES



WHITE 9016
Lead Time: Next
working day



ANTHRACITE
7016 TEXTURE
Lead Time: 7 working days



F02 ULTRA MATT BLACK
Lead Time: 7 working days

HAWKSHAW

Model	Height (mm)	Width (mm)	Depth (mm)	No. of Sections	Power Rating (W)	Black Primer (ex VAT)	White 9010 (ex VAT)	Anthracite (ex VAT)	RAL Colours (ex VAT)	Weight (Kgs)
Hawk-E 460/10	460	735	140	10	900	£646	£764	£764	£861	42
Hawk-E 460/14	460	975	140	14	900	£788	£956	£956	£1,089	59
Hawk-E 460/18	460	1215	140	18	1200	£933	£1,148	£1,148	£1,318	77
Hawk-E 660/10	660	735	140	10	900	£726	£845	£845	£956	58
Hawk-E 660/14	660	975	140	14	1200	£901	£1,066	£1,066	£1,224	82
Hawk-E 660/18	660	1215	140	18	1500	£1,076	£1,289	£1,289	£1,491	105
Hawk-E 760/10	760	735	140	10	1200	£764	£886	£886	£1,003	68
Hawk-E 760/14	760	975	140	14	1500	£956	£1,124	£1,124	£1,289	95
Hawk-E 760/18	760	1215	140	18	2000	£1,148	£1,362	£1,362	£1,577	122

Prices shown include an **H+H** element (IPX4) All prices in **bold** - next working day delivery All prices not in bold - 7-10 working days

HEAVY PRODUCT - pre-filled, cast iron radiator

- **H+H** element (IPX4) finish options: white, chrome, matt black & anthracite
- When ordering a RAL colour or black primer product please state which element finish you require
- Please be aware the Hawkshaw will be delivered on a pallet
- For more information on the H+H element see page 8

OSSET

Model	Height (mm)	Width (mm)	Wall to front face (mm)	No. of Sections	Power Rating (W)	White 9016 (ex VAT)	Anthracite Texture (ex VAT)	Ultra Matt Black (ex VAT)	Weight (Kgs)
Osset-E 581/5	581	490	120	5	600	£433	£520	£520	10
Osset-E 581/7	581	650	120	7	900	£489	£587	£587	13
Osset-E 581/10	581	890	120	10	1200	£572	£687	£687	17
Osset-E 581/12	581	1050	120	12	1200	£627	£752	£752	21
Osset-E 581/14	581	1210	120	14	1500	£683	£820	£820	26

Prices shown include an **H+H** element (IPX4) All prices in **bold** - next working day delivery All prices not in bold - 7 working days
Wall brackets included

- **H+H** element (IPX4) finish options: white, chrome, matt black & anthracite
- For more information on the H+H element see page 8



Controller included

H+H FUNCTIONS



- Wi-Fi compatible
- Can be controlled through your smart phone or handheld device
- Multiple radiators can be programmed through the Supla app
- Can be programmed daily and weekly
- Works with controller
- Control of water or ambient temperature
- LED display
- Turbo boost function (easy drying, heating)
- Energy saving
- Compliant with Lot 20
- IPX4 rated
- Installation required
- Anti-freeze function



Controller included



VELA-WE1800/4 (WHITE 9016 MATT)



FOR MORE INFORMATION

REDUCED PRICE



VELA-WE600/7 (ANTHRACITE 7016 MATT)

VELA

Model	Height (mm)	Width (mm)	Wall to front face (mm)	Power Rating (W)	White Matt (ex VAT)	Anthracite Matt (ex VAT)	Weight (Kgs)
Vertical							
Vela-WE 180/3	1800	363	107	1500	£1,114	£1,114	21
Vela-WE 180/4	1800	485	107	2000	£1,313	£1,313	27
Horizontal							
Vela-WE 60/3	600	363	107	600	£783	£783	7
Vela-WE 60/5	600	606	107	1000	£1,037	£1,037	11
Vela-WE 60/7	600	849	107	1400	£1,305	£1,305	15
Vela-WE 60/9	600	1092	107	1800	£1,575	£1,575	19

Next working day delivery

- Wi-Fi & Bluetooth compatible
- Can be controlled through your smart phone or handheld device
- Smart Warmth app available on Google Play or App Store
- Multiple radiators can be programmed through the Smart Warmth app
- IPX4 rated
- Comfort mode
- Night mode
- 2 hour boost mode
- Stand by mode
- Open window detection
- 7 preset programmes
- 2 customizable programmes



Remote Control included



Smart Warmth



ALUMINIUM (material)



NEXT DAY DELIVERY



5 YEAR GUARANTEE

AVAILABLE FINISHES



WHITE MATT
Lead Time: Next working day



ANTHRACITE MATT
Lead Time: Next working day



MILD STEEL
(material)



NEXT DAY DELIVERY



5 YEAR GUARANTEE
(2 years on element)



WATER & GLYCOL
(fill)

AVAILABLE
FINISHES



WHITE 9016 TEXTURE
Lead Time: Next working day



GRANITE TEXTURE
Lead Time: Next working day



STONE TEXTURE
Lead Time: Next working day



MATT BLACK 9004
Lead Time: Next working day



CHROME
Lead Time: Next working day



ESSLR-E 50/120 (MATT BLACK 9004)



FOR MORE
INFORMATION



ESSENTIAL (22MM STRAIGHT)

Model	Height (mm)	Width (mm)	Wall to Front Face (mm)	Power Rating (W)	White 9016 Texture / Granite Texture / Stone Texture	Matt Black 9004	Chrome	Weight (kgs)
ESSLR-E 50/60	600	500	85-100	300	£199	£199	£205	10
ESSLR-E 50/80	800	500	85-100	300	£205	£205	£219	12
ESSLR-E 50/120	1200	500	85-100	600	£223	£223	£239	15
ESSLR-E 50/160	1600	500	85-100	600	£250	£250	£265	19

Prices shown include an **Essential** element (IPX4) Next working day delivery
Wall brackets included

- For the **TEC** element (IPX4) add an additional cost of **£81** (finish options: white, chrome, matt black, anthracite & brushed brass)
- For the **H+** element (IPX4) add an additional cost of **£189** (finish options: white, chrome, matt black & anthracite)
- For more information on elements see page 3
- Please state at point of order which element finish you require



FOR MORE
INFORMATION



KYLO-E 50/120 (BRUSHED BRASS)



KYLO

Model	Height (mm)	Width (mm)	Wall to Front Face (mm)	Power Rating (W)	Brushed Brass (ex VAT)	Brushed Nickel (ex VAT)	Weight (kgs)
Kylo-E 50/80	800	500	82	300	£404	£404	8
Kylo-E 50/120	1200	500	82	600	£500	£500	12
Kylo-E 50/160	1600	500	82	600	£604	£604	16

Prices shown include an **Essential** element (IPX4) Next working day delivery
Wall brackets included

- For the **TEC** element (IPX4) add an additional cost of **£81** (finish options: white, chrome, matt black, anthracite & brushed brass)
- For more information on elements see page 3
- Please state at point of order which element finish you require



MILD STEEL
(material)



NEXT DAY DELIVERY



5 YEAR GUARANTEE
(2 years on element)



WATER & GLYCOL
(fill)

AVAILABLE
FINISHES



BRUSHED BRASS
Lead Time: Next working day



BRUSHED NICKEL
Lead Time: Next working day



MILD STEEL
(material)



NEXT DAY DELIVERY
(all items in bold)



5 YEAR GUARANTEE
(2 years on element)



WATER & GLYCOL
(fill)


AVAILABLE FINISHES



WHITE 9016
Lead Time: Next working day



CHROME
Lead Time: Next working day





F02 ULTRA MATT BLACK
Lead Time: 7 working days



RAL / FINISHES
Lead Time: 7 working days
Available colours - page 15

METRO-E 50/120 (WHITE 9016)



FOR MORE
INFORMATION

METRO (25MM STRAIGHT)


Model	Height (mm)	Width (mm)	Wall to front face (mm)	Power Rating (W)	White 9016 (ex VAT)	Chrome (ex VAT)	Ultra Matt Black (ex VAT)	RAL / Finishes (ex VAT)	Weight (Kgs)
Metro-E 30/80	800	300	87-97	300	£190	£216	£270	£296	9
Metro-E 30/120	1200	300	87-97	300	£213	£264	£293	£319	14
Metro-E 40/80	800	400	87-97	300	£196	£233	£276	£302	11
Metro-E 40/120	1200	400	87-97	300	£221	£278	£301	£327	16
Metro-E 40/180	1800	400	87-97	900	£260	£328	£340	£366	23
Metro-E 50/80	800	500	87-97	300	£208	£238	£288	£314	13
Metro-E 50/100	1000	500	87-97	300	—	£271	—	—	16
Metro-E 50/120	1200	500	87-97	600	£229	£287	£309	£336	20
Metro-E 50/150	1500	500	87-97	600	£242	£324	£322	£348	23
Metro-E 50/180	1800	500	87-97	900	£274	£357	£354	£380	29
Metro-E 60/80	800	600	87-97	300	£211	£252	£291	£317	14
Metro-E 60/100	1000	600	87-97	600	—	£266	—	—	18
Metro-E 60/120	1200	600	87-97	600	£240	£304	£320	£346	22
Metro-E 60/150	1500	600	87-97	600	£253	£349	£333	£359	27
Metro-E 60/180	1800	600	87-97	900	£292	£387	£372	£398	32

Prices shown include an **Essential** element (IPX4)
Wall brackets included

All prices in **bold** - next working day delivery

All prices not in bold - 7 working days

- For the **TEC** element (IPX4) add an additional cost of **£81** (finish options: white, chrome, matt black, anthracite & brushed brass)
- For the **H+** element (IPX4) add an additional cost of **£189** (finish options: white, chrome, matt black & anthracite)
- For more information on elements see page 3
- Please state at point of order which element finish you require



FOR MORE
INFORMATION

SIENA (STRAIGHT)

Model	Height (mm)	Width (mm)	Wall to front face (mm)	Power Rating (W)	Polished Stainless (ex VAT)	Ultra Matt Black (ex VAT)	RAL / Finishes (ex VAT)	Weight (Kgs)
Siena-E 40/49	490	400	88-100	150	£287	£320	£358	11
Siena-E 75/49	490	750	88-100	300	£336	£379	£420	13
Siena-E 100/49	490	1000	88-100	300	£371	£421	£468	18
Siena-E 35/70	700	350	88-100	300	£326	£367	£406	11
Siena-E 35/120	1190	350	88-100	300	£423	£483	£529	16
Siena-E 35/160	1540	350	88-100	600	£494	£568	£609	22
Siena-E 50/70	700	500	88-100	300	£357	£404	£430	13
Siena-E 50/120	1190	500	88-100	600	£471	£541	£584	18
Siena-E 50/160	1540	500	88-100	600	£555	£641	£699	23
Siena-E 60/70	700	600	88-100	300	£378	£429	£492	14
Siena-E 60/120	1190	600	88-100	600	£507	£584	£657	20
Siena-E 60/160	1540	600	88-100	600	£595	£689	£791	25

Prices shown include an **Essential** element (IPX4)
Wall brackets included

All prices in **bold** - next working day delivery

All prices not in bold - 7 working days

- For the **TEC** element (IPX4) add an additional cost of **£81** (finish options: white, chrome, matt black, anthracite & brushed brass)
- For the **H+** element (IPX4) add an additional cost of **£189** (finish options: white, chrome, matt black & anthracite)
- For more information on elements see page 3
- Please state at point of order which element finish you require



STAINLESS STEEL
(material)



NEXT DAY DELIVERY
(all items in bold)



25 YEAR GUARANTEE
(2 years on element)




WATER & GLYCOL
(fill)

AVAILABLE FINISHES



POLISHED STAINLESS
Lead Time: Next working day



F02 ULTRA MATT BLACK
Lead Time: 7 working days



RAL / FINISHES
Lead Time: 7 working days
Available colours - page 15



STAINLESS STEEL
(material)



NEXT DAY DELIVERY



25 YEAR GUARANTEE
(2 years on element)



WATER & GLYCOL
(fill)

BONHAM-E 50/120 (BRUSHED BRASS)



FOR MORE
INFORMATION

BONHAM

Model	Height (mm)	Width (mm)	Wall to Front Face (mm)	Power Rating (W)	Brushed Brass (ex VAT)	Brushed Nickel (ex VAT)	Weight (kgs)
Bonham-E 50/70	700	500	88-100	300	£413	£413	13
Bonham-E 50/120	1190	500	88-100	600	£562	£562	18
Bonham-E 50/160	1540	500	88-100	600	£663	£663	23

Prices shown include an **Essential** element (IPX4) All prices in **bold** - next working day delivery
Wall brackets included

- For the **TEC** element (IPX4) add an additional cost of **£81** (finish options: white, chrome, matt black, anthracite & brushed brass)
- For more information on elements see page 3
- Please state at point of order which element finish you require



BRUSHED BRASS
Lead Time: Next working day



BRUSHED NICKEL
Lead Time: Next working day

RAL COLOURS



To view our collection of RAL colours please scan QR code.



We have over 300 colours to choose from. All our RAL colours come in a gloss finish as standard, but if you require a matt finish, please contact our sales team for availability.

FINISHES

SPECIAL FINISHING

 F06 METAL ROUGH BLACK	 F15 METAL SPARKLING BLACK	 F04 DARK GREY TEXTURE	 F03 METAL ANTHRACITE
 F07 SILVER EFFECT	 F20 MILKY	 F14 OLD BRONZE EFFECT	 F26 ROSE GOLD
 F27 BRONZE	 F28 COPPER	 F29 BLACK SPARKLE	 F30 MATT BLACK
 F31 GUN METAL	 F32 SABLE	 F33 PLATINUM 7048	 F34 WHITE FROST
 F02 ULTRA MATT BLACK			

PASTEL

 P01 BLUSH PINK	 P02 TUSCANY YELLOW	 P03 FOXGLOVE MAUVE	 P04 SALT WATER GREEN
 P05 MISTY BLUE			

MELANGE

 M01 HISTORIC GOLD	 M02 HISTORIC COPPER	 M04 HISTORIC SILVER
------------------------------	--------------------------------	--------------------------------

WAVY

 W01 NIGHT	 W02 CARBON	 W03 SMOKE	 W04 SNOWFLAKE
----------------------	-----------------------	----------------------	--------------------------

FINE TEXTURE

 FT 1013 BEIGE	 FT 9016 WHITE	 FT 7016 ANTHRACITE
--------------------------	--------------------------	-------------------------------

Please note: for technical reasons paint colours may not match exactly to the samples above and should be used for illustrative purposes only.

AVAILABLE FINISHES



Electric Radiators
and Towel Rails




Double Quick (Heating) Ltd

Units 3 & 4 St Helens House, St Helens Way, Thetford, Norfolk, IP24 1HG

T: 01842 810833 | E: sales@dqheating.com

www.dqheating.com



SCAN HERE FOR THE FULL
DQ ELECTRIC RANGE

