

MAIN AND INSET IMAGE: Finished in Polished Chrome



For instructions and more information



# CRANWICH

Wall to front face = 138mm












MODEL	HEIGHT (mm)	WIDTH (mm)	WATTS Δt 50°C	BTUs Δt 50°C	ELECTRIC ELEMENT WATTAGE	GROUP A (inc VAT)	GROUP B (inc VAT)	GROUP C (inc VAT)
<b>CRANWICH – FLOOR MOUNTED</b>								
Cranwich-1	952	685	327	1115	100	£1,554.00	£1,771.20	£2,413.20
Cranwich-2	952	837	380	1295	150	£1,591.20	£1,809.60	£2,482.80
Cranwich-3	952	989	432	1475	150	£1,674.00	£1,893.60	£2,575.20

\* 5-7 weeks delivery

**VALVES & ACCESSORIES** (please see pages 91 - 100)

**TRADITIONAL VERSIONS:** Electric option + **£336.00** / Dual Fuel option + **£270.00**

Matching Crosshead Angled Valves & Sleeving Kit **£240.00** (please see page 74)

GROUP A							GROUP B		GROUP C	
										
RAL Colour page 101	Polished Chrome	Brushed Chrome	Polished Nickel	Brushed Nickel	Un-lacquered Polished Brass	Un-lacquered Brushed Brass	Lacquered Polished Brass	Matt Lacquered Brushed Brass	Polished Gold	Antique Brass



Brass



Delivery 5-7 weeks



Year Guarantee