

MAIN AND INSET IMAGE: Shown in Un-lacquered Brushed Brass



For instructions and more information



CANTLEY

Wall to front face = 145mm












MODEL	HEIGHT (mm)	WIDTH (mm)	WATTS Δt 50°C	BTUs Δt 50°C	ELECTRIC ELEMENT WATTAGE	GROUP A (inc VAT)	GROUP B (inc VAT)	GROUP C (inc VAT)
CANTLEY - WALL MOUNTED								
Cantley-1	836	550	211	720	100	£1,557.60	£1,730.40	£2,452.80
Cantley-2	836	700	247	843	125	£1,778.40	£1,947.60	£2,493.60
Cantley-3	986	700	263	897	125	£1,870.80	£2,043.60	£2,598.00

* 5-7 weeks delivery

VALVES & ACCESSORIES (please see pages 91 - 100)

TRADITIONAL VERSIONS: Electric option + **£336.00** / Dual Fuel option + **£270.00** / Element Cover + **£224.40**

Matching Crosshead Angled Valves & Sleeving Kit **£240.00** (please see page 74)

GROUP A						GROUP B		GROUP C		
										
RAL Colour page 101	Polished Chrome	Brushed Chrome	Polished Nickel	Brushed Nickel	Un-lacquered Polished Brass	Un-lacquered Brushed Brass	Lacquered Polished Brass	Matt Lacquered Brushed Brass	Polished Gold	Antique Brass



Brass



Delivery 5-7 weeks



Year Guarantee