

MAIN IMAGE: Shown in Black Nickel Lacquer with Essential Angled Valves in Black Nickel
 INSET IMAGE: Shown in Copper Lacquer

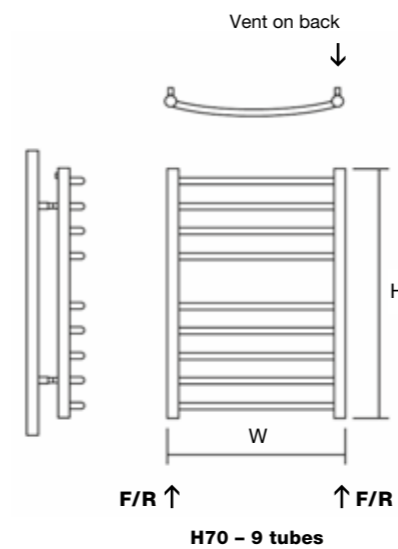


MATERIAL
 Stainless steel
 Grade 304

DELIVERY
 All items in bold
 next working day

25 YEAR
 GUARANTEE

i FOR MORE INFORMATION
 including fitting instructions, visit
 our website or scan the QR code





TECHNICAL INFORMATION
 STANDARD CONNECTIONS 1/2"
F = Flow **R** = Return



Wall to front face = 88-100mm
Wall to pipe centre = 72-94mm

The brackets are designed to be installed using the smallest measurement – however, the adjustment is available, where required, for fitting purposes.



MODEL	HEIGHT (mm)	WIDTH (mm)	PIPE CENTRES (mm)	WATTS Δt 50°C	BTUs Δt 50°C	ELECTRIC ELEMENT WATTAGE	COPPER LACQUER (inc VAT)	BLACK NICKEL LACQUER (inc VAT)	WEIGHT (kgs)
Cavell 50/70	700	500	468	389	1328	300	£409.20	£409.20	7
Cavell 50/120	1190	500	468	536	1827	600	£591.60	£591.60	10
Cavell 50/160	1540	500	468	713	2433	600	£740.40	£740.40	13
Cavell 60/70	700	600	568	420	1433	300	£478.80	£478.80	8
Cavell 60/120	1190	600	568	641	2187	600	£708.00	£708.00	11
Cavell 60/160	1540	600	568	754	2572	600	£856.80	£856.80	14

* All items in bold – next working day delivery * All items not in bold – 7-10 working days delivery

VALVES & ACCESSORIES
 (please see pages 138-148)

ADDITIONAL EXTRAS:
 Electric Version (Essential Element) + **£144.00**
 Dual Fuel Version (please add price of correct size element from Accessories pages)
 Verso Hook in White or Chrome + **£25.20**

Available in the following finishes:



CAVELL
 (curved)

