

MAIN IMAGE: Shown in Signal Violet RAL 4008 with Essential Angled Valves in Chrome
 INSET IMAGE: Shown in White RAL 9016



LOW WATER CONTENT



MATERIAL
Mild steel



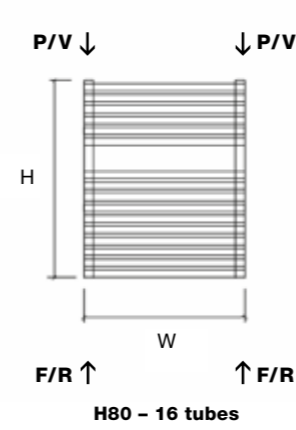
DELIVERY
All items in bold
7-10 working days



5 YEAR GUARANTEE

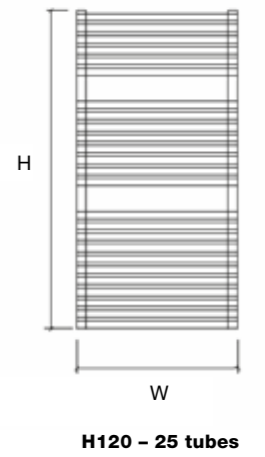

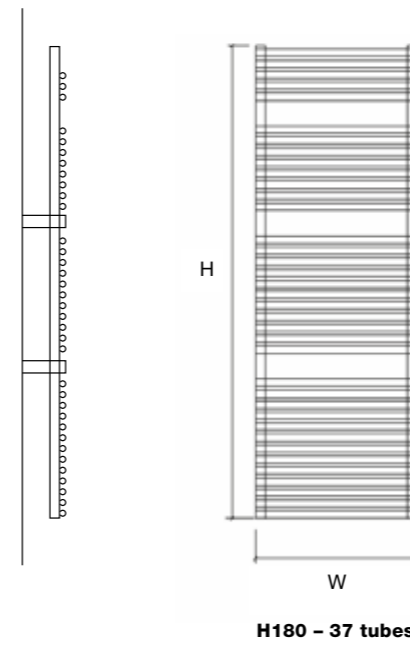



FOR MORE INFORMATION
including fitting instructions, visit our website or scan the QR code



Wall to front face = 125mm
Wall to pipe centre = 80mm

TECHNICAL INFORMATION
STANDARD CONNECTIONS 1/2"
F = Flow **R** = Return **P** = Plug **V** = Vent



MODEL	HEIGHT (mm)	WIDTH (mm)	PIPE CENTRES (mm)	WATTS Δt 50°C	BTUs Δt 50°C	ELECTRIC ELEMENT WATTAGE	WHITE (inc VAT)	ANTHRACITE 7016 TEXTURE (inc VAT)	RAL COLOUR / FINISHES (inc VAT)	WEIGHT (kgs)
CUT 50/80	720	486	450	486	1658	300	£728.40	£948.00	£948.00	11
CUT 50/120	1163	486	450	790	2695	600	£968.40	£1,258.80	£1,258.80	18
CUT 50/150	1440	486	450	912	3112	900	£1,140.00	£1,479.60	£1,479.60	20
CUT 50/180	1720	486	450	1064	3630	900	£1,587.60	£2,062.80	£2,062.80	24
CUT 60/80	720	586	550	586	1999	600	£844.80	£1,098.00	£1,098.00	13
CUT 60/120	1163	586	550	935	3190	900	£1,068.00	£1,389.60	£1,389.60	21
CUT 60/150	1440	586	550	1099	3750	900	£1,243.20	£1,615.20	£1,615.20	24
CUT 60/180	1720	586	550	1283	4378	900	£1,692.00	£2,200.80	£2,200.80	28
CUT 75/80	720	746	710	747	2549	600	£932.40	£1,213.20	£1,213.20	16
CUT 75/120	1163	746	710	1213	4139	900	£1,190.40	£1,546.80	£1,546.80	26
CUT 75/150	1440	746	710	1399	4773	900	£1,453.20	£1,888.80	£1,888.80	30
CUT 75/180	1720	746	710	1633	5572	900	£1,882.80	£2,446.80	£2,446.80	35

* All items in bold - 7-10 working days delivery

* All items not in bold - 4-6 weeks delivery

CUBE T



VALVES & ACCESSORIES
(please see pages 138-148)

ADDITIONAL EXTRAS:
Electric Version (Essential Element) + **£138.00**
Dual Fuel Version (please add price of correct size element from Accessories pages)

Available in the following finishes:

