

MAIN AND INSET IMAGE: Shown in Brushed Brass with Essential Angled Valves in Brushed Nickel



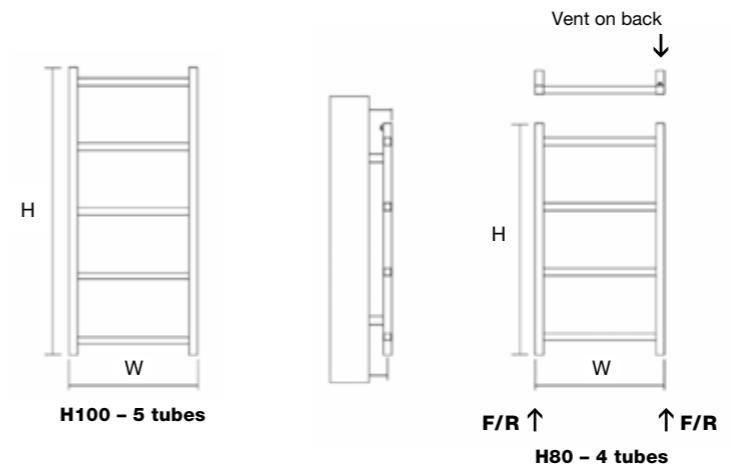
MATERIAL
Stainless steel
Grade 304

DELIVERY
All items in bold
next working day

25 YEAR
GUARANTEE

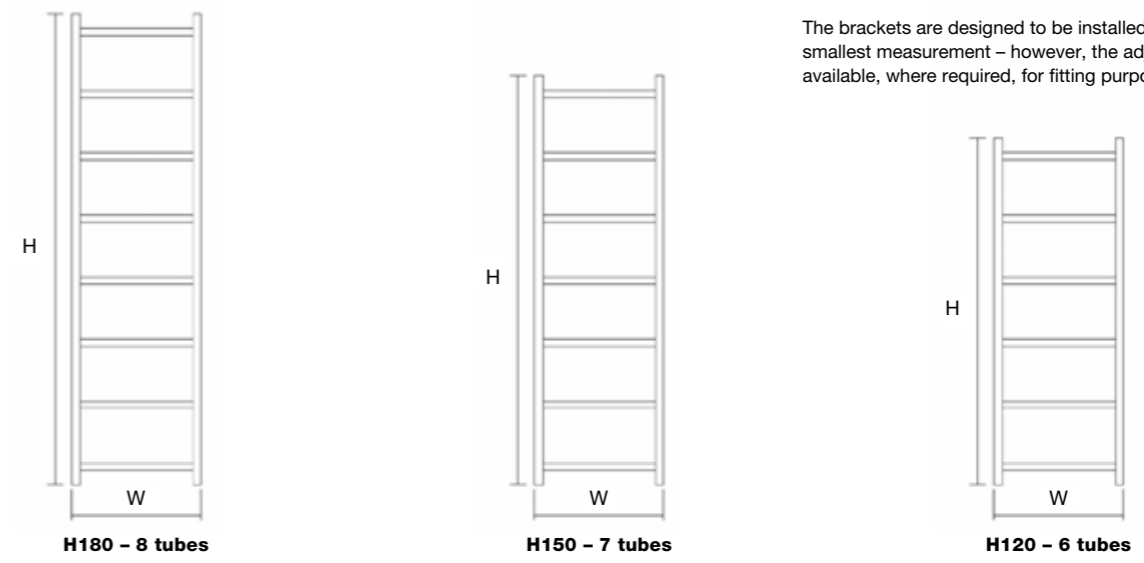
i FOR MORE INFORMATION
including fitting instructions, visit
our website or scan the QR code

TECHNICAL INFORMATION
STANDARD CONNECTIONS 1/2"
F = Flow **R** = Return



Wall to front face = 76-86mm
Wall to pipe centre = 65-75mm

The brackets are designed to be installed using the smallest measurement – however, the adjustment is available, where required, for fitting purposes.




MODEL	HEIGHT (mm)	WIDTH (mm)	PIPE CENTRES (mm)	WATTS Δt 50°C	BTUs Δt 50°C	ELECTRIC ELEMENT WATTAGE	BRUSHED BRASS (inc VAT)	WEIGHT (kgs)
Austen 30/80	800	300	270	171	584	300	£388.80	10
Austen 30/100	1000	300	270	225	768	300	£486.00	11
Austen 30/120	1200	300	270	257	877	300	£579.60	12
Austen 45/80	800	450	420	213	727	300	£465.60	13
Austen 45/100	1000	450	420	274	935	300	£583.20	14
Austen 45/120	1200	450	420	319	1089	300	£697.20	15
Austen 45/150	1500	450	420	410	1399	600	£871.20	17
Austen 45/180	1800	450	420	480	1638	600	£1,010.40	20
Austen 60/80	800	600	570	244	833	300	£540.00	16
Austen 60/100	1000	600	570	326	1113	300	£675.60	17
Austen 60/120	1200	600	570	366	1249	300	£811.20	18

* All items in bold – next working day delivery * All items not in bold – 7-10 working days delivery

VALVES & ACCESSORIES
(please see pages 138-148)

ADDITIONAL EXTRAS:
Electric Version (Essential Element) + **£138.00**
Dual Fuel Version (please add price of correct size element from Accessories pages)

Available in the following finish:



Brushed Brass

AUSTEN

