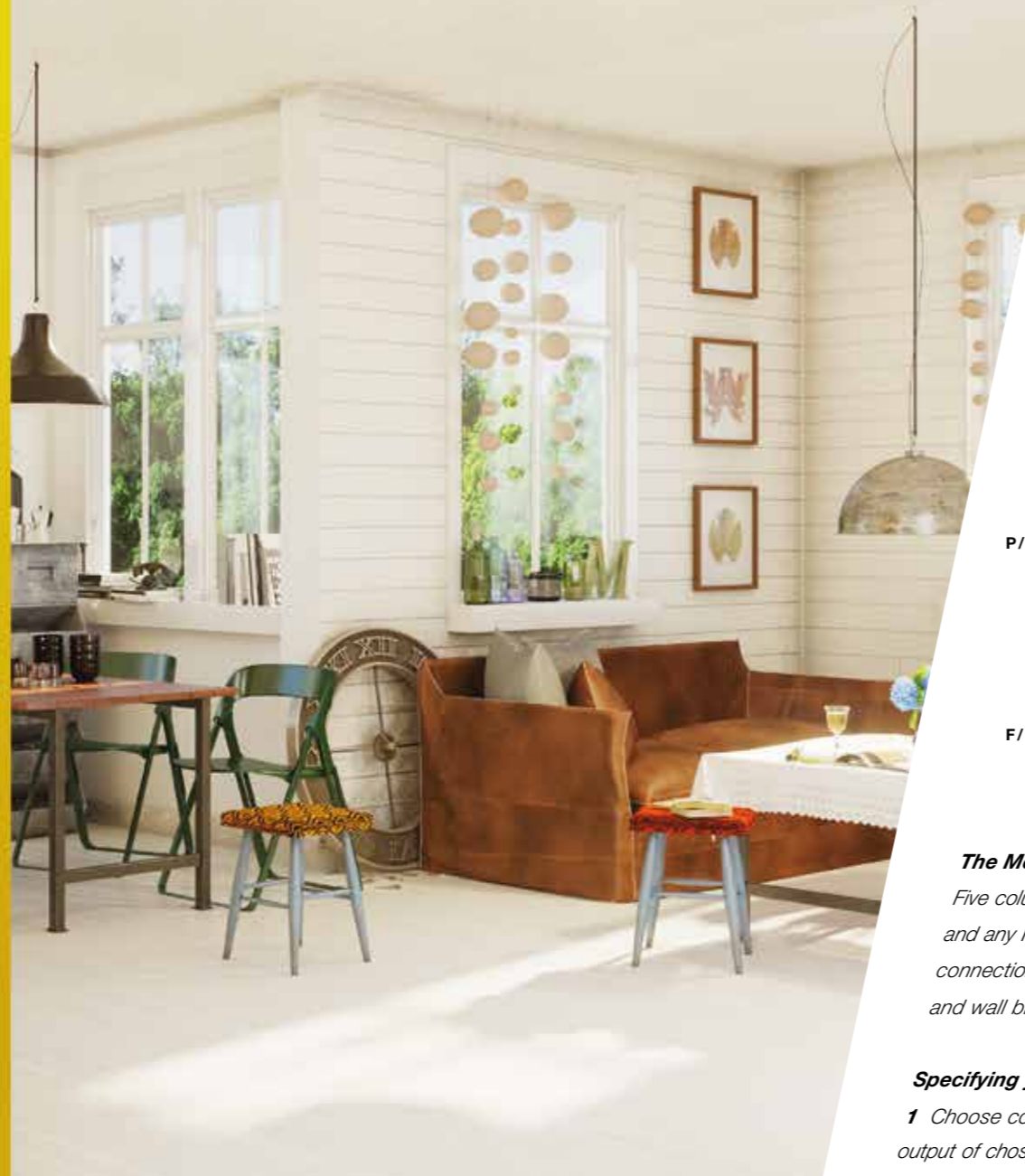





MAIN IMAGE:
Shown in Sky Blue RAL 5015 with Enzo Angled Valves in Polished Brass
INSET IMAGE:
Shown in M02 Historic Copper



MODUS

MADE TO MEASURE

This timeless design, taken from its cast iron forefathers, has all the style of a cast radiator with the benefits of steel. Used widely for both modern and period style applications, coupled with a vast array of sizes and fixings available, the Modus is one of the most versatile radiators on the market.

E: sales@dqheating.com – T: 01842 810833 – W: www.dqheating.com

MATERIAL
Mild steel

DELIVERY
4-6 weeks

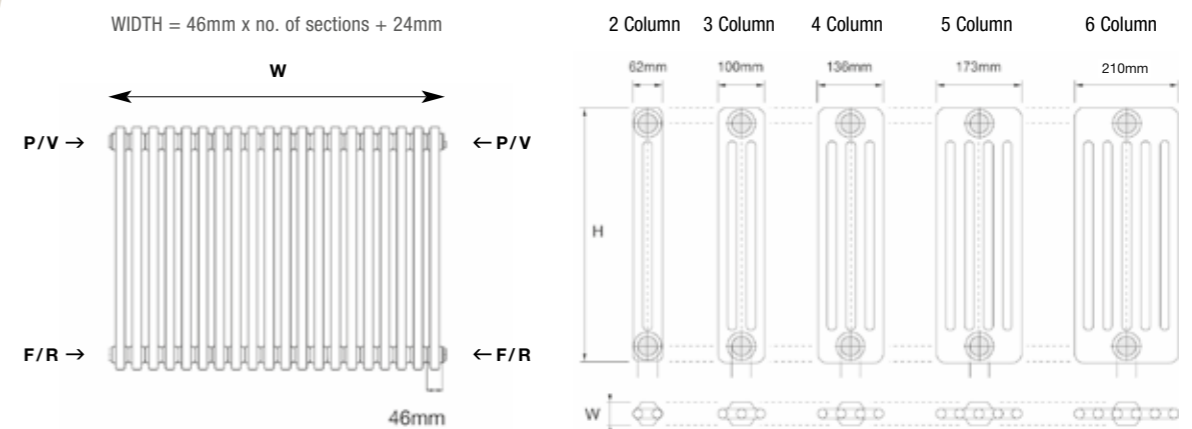
5 YEAR GUARANTEE

FOR MORE INFORMATION
including fitting instructions, visit our website or scan the QR code

TECHNICAL INFORMATION

STANDARD CONNECTIONS 1/2" F = Flow P = Plug
R = Return V = Vent

PIPE CENTRES = radiator width + valves



The Modus Made to Measure range is available in:

Five column depths, four available fixings, 1/2" or 3/4" tappings with various flow configurations and any RAL colour or finish shown on page 149-150 of this brochure. Standard comes with 1/2" bottom opposite end connections and finished in RAL 9016 (White). All preferences must be specified at time of order – diverter, plug, vent and wall brackets are included in the price. Each Modus section regardless of column size is 46mm wide.

Specifying your Modus Made to Measure radiator:

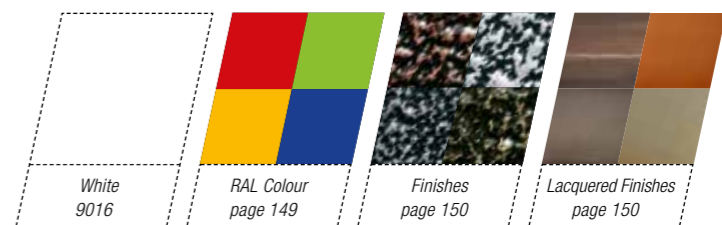
- 1 Choose column depth. 2 Choose height (H). 3 Calculate number of sections – to do this, take the Btu output of chosen section and height from spec table, then divide your required output by this number.
- 4 Choose fixings. 5 Specify if different from standard 1/2" bottom opposite end connections in RAL 9016 (white)

For example: you require a Modus with an output of 6000 Btu to heat your room

- 1 You have chosen your column depth of 4 columns. 2 Chosen your height of 500mm.
 - 3 Calculated your required number of sections (4,500 = 247 Btu, 6000 / 247 = 25 sections).
 - 4 Decided on wall brackets. 5 With 1/2" bottom opposite end connections as standard in RAL 9016 (white).
- So, to meet your requirements you would need to order: Modus 4.500 x 25 sections in RAL 9016 (white) with wall brackets and 1/2" bottom opposite end connections. Output will be 6175 Btu (25 sections x 247 Btu)
Length will be 1174mm (25 sections x 46mm per section + 24mm for reducing bushes).

VALVES & ACCESSORIES
(Please see pages 141-148)

AVAILABLE IN THE FOLLOWING FINISHES:



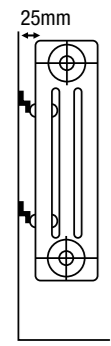
BRACKETS FOR MODUS

MATERIAL
Mild steel

DELIVERY
4-6 weeks

5 YEAR GUARANTEE

FOR MORE INFORMATION
including fitting instructions, visit our website or scan the QR code



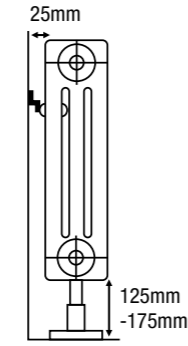
Wall Brackets



WALL BRACKETS FOR MODUS
(WALL BRACKETS ARE INCLUDED IN THE PRICE AS STANDARD)

Additional wall brackets are available at **£46.80** per pair.

(All prices shown are inc VAT)



Floor Brackets



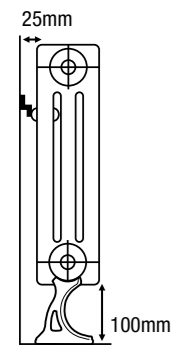
FLOOR BRACKETS FOR MODUS
(ONLY AVAILABLE IN WHITE)

Floor brackets 4-20 Sections (2 brackets) **£76.80**

Floor brackets 21-40 Sections (3 brackets) **£115.20**

Floor brackets 41+ Sections (4 brackets) **£153.60**

(All prices shown are inc VAT)



Cast Feet



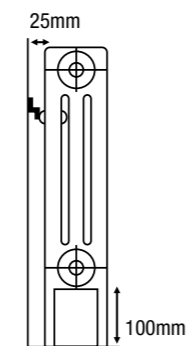
CAST FOOT FOR MODUS
(NOT AVAILABLE IN THE LACQUERED RANGE)

Cast Feet 4-20 Sections (2 feet) **£76.80**

Cast Feet 21-40 Sections (3 feet) **£115.20**

Cast Feet 41+ Sections (4 feet) **£153.60**

(All prices shown are inc VAT)



Slip-on Feet



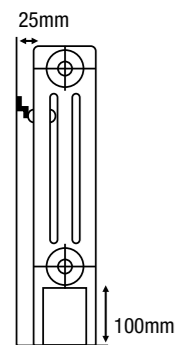
SLIP-ON FEET FOR MODUS
(ONLY AVAILABLE FOR 2, 3 & 4 COLUMN)

Slip-on feet 4-20 Sections (2 feet) **£76.80**

Slip-on feet 21-40 Sections (3 feet) **£115.20**

Slip-on feet 41+ Sections (4 feet) **£153.60**

(All prices shown are inc VAT)



Welded Feet



WELDED FEET FOR MODUS
(ONLY AVAILABLE WITH MADE TO MEASURE RANGE)

Welded feet 4-20 Sections (2 feet) **£153.60**

Welded feet 21-40 Sections (3 feet) **£230.40**

Welded feet 41+ Sections (4 feet) **£307.20**

(All prices shown are inc VAT)



• **OPTIONAL TOWEL BAR IN WHITE OR CHROME + £147.60**
(322MM TO FIT 9 SECTION AND ABOVE)

ADDITIONAL EXTRAS:
• **UNDERNEATH CONNECTIONS + £171.00**

When ordering with feet between 21 and 40 sections, we recommend that you order an odd number of sections as these are supplied with three fixings.

