

MAIN IMAGE:
Shown in Sky Blue RAL 5015 with Enzo Angled Valves in Polished Brass
INSET IMAGE:
Shown in M02 Historic Copper

MODUS

MADE TO
MEASURE

This timeless design, taken from its cast iron forefathers, has all the style of a cast radiator with the benefits of steel. Used widely for both modern and period style applications, coupled with a vast array of sizes and fixings available, the Modus is one of the most versatile radiators on the market.

E: sales@dqheating.com – T: 01842 810833



MATERIAL
• Mild steel



DELIVERY
• 4-6 weeks



**5 YEAR
GUARANTEE**



FOR FITTING INSTRUCTIONS VISIT
www.dqheating.com

TECHNICAL INFORMATION

STANDARD

CONNECTIONS 1/2"

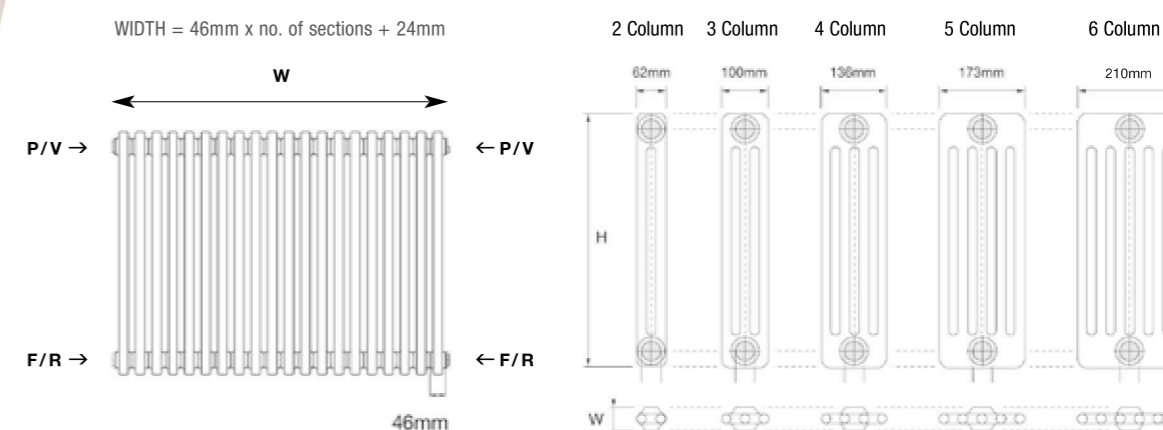
F = Flow

R = Return

P = Plug

V = Vent

PIPE CENTRES = radiator width + valves



The Modus Made to Measure range is available in:

Five column depths, four available fixings, 1/2" or 3/4" tappings with various flow configurations and any RAL colour or finish shown on page 149-150 of this brochure. Standard comes with 1/2" bottom opposite end connections and finished in RAL 9016 (White). All preferences must be specified at time of order – diverter, plug, vent and wall brackets are included in the price. Each Modus section regardless of column size is 46mm wide.

Specifying your Modus Made to Measure radiator:

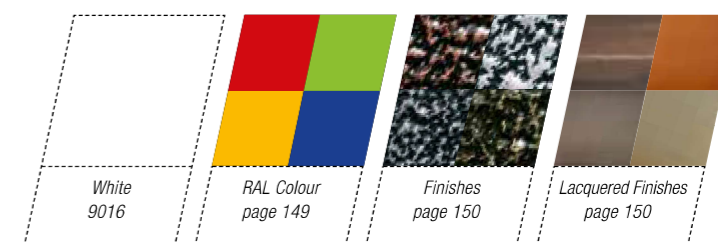
- 1 Choose column depth. 2 Choose height (H). 3 Calculate number of sections – to do this, take the Btu output of chosen section and height from spec table, then divide your required output by this number.
- 4 Choose fixings. 5 Specify if different from standard 1/2" bottom opposite end connections in RAL 9016 (white)

For example: you require a Modus with an output of 6000 Btu to heat your room

- 1 You have chosen your column depth of 4 columns. 2 Chosen your height of 500mm.
 - 3 Calculated your required number of sections (4,500 = 247 Btu, 6000 / 247 = 25 sections).
 - 4 Decided on wall brackets. 5 With 1/2" bottom opposite end connections as standard in RAL 9016 (white).
- So, to meet your requirements you would need to order: Modus 4,500 x 25 sections in RAL 9016 (white) with wall brackets and 1/2" bottom opposite end connections. Output will be 6175 Btu (25 sections x 247 Btu) Length will be 1174mm (25 sections x 46mm per section + 24mm for reducing bushes).

VALVES & ACCESSORIES
(Please see pages 141-148)

AVAILABLE IN THE FOLLOWING FINISHES:



Model	Height (H) (mm)	Width (W) (mm)	Watts Δt 50°C	Btu's Δt 50°C	White (Per Section) (inc VAT)	RAL Colour Finishes (Per Section) (inc VAT)	Bare Metal Lacquer (Per Section) (inc VAT)	Copper, Black Nickel, Brass (Per Section) (inc VAT)	Weight (kgs)
-------	--------------------	-------------------	------------------	------------------	-------------------------------------	--	---	--	-----------------

2 COLUMN									
Modus 2.300	300	46	22	75	£18.69	£24.30	—	—	1
Modus 2.350	350	46	25	85	£18.74	£24.36	—	—	1
Modus 2.400	400	46	28	96	£18.74	£24.36	£24.36	£31.67	1
Modus 2.450	450	46	33	113	£18.91	£24.58	£24.58	£31.96	1
Modus 2.500	500	46	37	126	£18.91	£24.58	£24.58	£31.96	1
Modus 2.550	550	46	41	140	£19.00	£24.70	£24.70	£32.11	1
Modus 2.600	600	46	44	150	£19.56	£25.43	£25.43	£33.06	1
Modus 2.750	750	46	55	188	£20.56	£26.73	£26.73	£34.75	1
Modus 2.900	900	46	67	229	£22.48	£29.22	£29.22	£37.98	1
Modus 2.1000	1000	46	73	249	£25.00	£32.50	£32.50	£42.25	2
Modus 2.1100	1100	46	79	270	£28.34	£36.85	£36.85	£47.90	2
Modus 2.1200	1200	46	86	293	£31.65	£41.14	£41.14	£53.49	2
Modus 2.1500	1500	46	106	362	£44.39	£57.70	£57.70	£75.01	2
Modus 2.1800	1800	46	125	427	£53.26	£69.23	£69.23	£90.00	3
Modus 2.2000	2000	46	140	478	£59.69	£77.60	£77.60	£100.88	3
Modus 2.2200	2200	46	154	525	£64.38	£83.70	£83.70	£108.81	3
Modus 2.2500	2500	46	174	594	£71.43	£92.86	£92.86	£120.71	4
Modus 2.2800	2800	46	195	665	£80.08	£104.10	£104.10	£135.33	4
Modus 2.3000	3000	46	209	713	£86.25	£112.13	£112.13	£145.77	4

Model	Height (H) (mm)	Width (W) (mm)	Watts Δt 50°C	Btu's Δt 50°C	White (Per Section) (inc VAT)	RAL Colour Finishes (Per Section) (inc VAT)	Bare Metal Lacquer (Per Section) (inc VAT)	Copper, Black Nickel, Brass (Per Section) (inc VAT)	Weight (kgs)
-------	--------------------	-------------------	------------------	------------------	-------------------------------------	--	---	--	-----------------

3 COLUMN									
Modus 3.300	300	46	31	106	£22.39	£29.11	—	—	1
Modus 3.350	350	46	36	123	£22.43	£29.16	—	—	1
Modus 3.400	400	46	41	140	£22.43	£29.16	£29.16	£37.91	1
Modus 3.450	450	46	46	157	£23.04	£29.95	£29.95	£38.94	1
Modus 3.500	500	46	51	174	£23.04	£29.95	£29.95	£38.94	1
Modus 3.550	550	46	55	188	£23.43	£30.46	£30.46	£39.60	1
Modus 3.600	600	46	60	205	£24.08	£31.31	£31.31	£40.70	1
Modus 3.750	750	46	75	256	£25.56	£33.23	£33.23	£43.20	2
Modus 3.900	900	46	89	304	£29.39	£38.20	£38.20	£49.67	2
Modus 3.1000	1000	46	98	334	£32.61	£42.39	£42.39	£55.10	2
Modus 3.1100	1100	46	107	365	£38.78	£50.41	£50.41	£65.54	2
Modus 3.1200	1200	46	116	396	£44.78	£58.21	£58.21	£75.67	3
Modus 3.1500	1500	46	143	488	£58.78	£76.41	£76.41	£99.33	3
Modus 3.1800	1800	46	170	580	£72.34	£94.04	£94.04	£122.26	4
Modus 3.2000	2000	46	189	645	£81.17	£105.52	£105.52	£137.17	4
Modus 3.2200	2200	46	208	710	£88.03	£114.44	£114.44	£148.78	5
Modus 3.2500	2500	46	236	805	£97.95	£127.33	£127.33	£165.53	5
Modus 3.2800	2800	46	262	894	£112.77	£146.60	£146.60	£190.58	6
Modus 3.3000	3000	46	281	959	£121.55	£158.02	£158.02	£205.42	6

Model	Height (H) (mm)	Width (W) (mm)	Watts Δt 50°C	Btu's Δt 50°C	White (Per Section) (inc VAT)	RAL Colour Finishes (Per Section) (inc VAT)	Bare Metal Lacquer (Per Section) (inc VAT)	Copper, Black Nickel, Brass (Per Section) (inc VAT)	Weight (kgs)
-------	--------------------	-------------------	------------------	------------------	-------------------------------------	--	---	--	-----------------

4 COLUMN									
Modus 4.300	300	46	40	136	£27.95	£36.34	—	—	1
Modus 4.350	350	46	47	160	£28.04	£36.45	—	—	1
Modus 4.400	400	46	52	177	£28.04	£36.45	£36.45	£47.39	1
Modus 4.450	450	46	58	198	£28.13	£36.57	£36.57	£47.54	1
Modus 4.500	500	46	65	222	£28.13	£36.57	£36.57	£47.54	2
Modus 4.550	550	46	71	242	£28.43	£36.96	£36.96	£48.05	2
Modus 4.600	600	46	77	263	£28.43	£36.96	£36.96	£48.05	2
Modus 4.750	750	46	95	324	£31.52	£40.97	£40.97	£53.27	2
Modus 4.900	900	46	112	382	£36.34	£47.25	£47.25	£61.42	3
Modus 4.1000	1000	46	124	423	£38.56	£50.13	£50.13	£65.17	3
Modus 4.1100	1100	46	136	464	£48.69	£63.30	£63.30	£82.29	3
Modus 4.1200	1200	46	147	502	£58.78	£76.41	£76.41	£99.33	4
Modus 4.1500	1500	46	180	614	£72.60	£94.38	£94.38	£122.70	4
Modus 4.1800	1800	46	214	730	£88.82	£115.46	£115.46	£150.10	5
Modus 4.2000	2000	46	237	809	£98.77	£128.40	£128.40	£166.93	6
Modus 4.2200	2200	46	260	887	£107.08	£139.20	£139.20	£180.96	6
Modus 4.2500	2500	46	295	1007	£119.51	£155.36	£155.36	£201.97	7
Modus 4.2800	2800	46	328	1119	£135.94	£176.73	£176.73	£229.74	8
Modus 4.3000	3000	46	351	1198	£146.07	£189.89	£189.89	£246.86	9



MATERIAL
• Mild steel



DELIVERY
• 4-6 weeks



YEAR
GUARANTEE



FOR FITTING INSTRUCTIONS VISIT
www.dqheating.com

Model	Height (H) (mm)	Width (W) (mm)	Watts Δt 50°C	Btu's Δt 50°C	White (Per Section) (inc VAT)	RAL Colour Finishes (Per Section) (inc VAT)	Bare Metal Lacquer (Per Section) (inc VAT)	Copper, Black Nickel, Brass (Per Section) (inc VAT)	Weight (kgs)
-------	--------------------	-------------------	------------------	------------------	-------------------------------------	--	---	--	-----------------

5 COLUMN									
Modus 5.300	300	46	48	164	£31.52	£40.97	—	—	1
Modus 5.350	350	46	56	191	£31.87	£41.43	—	—	1
Modus 5.400	400	46	64	218	£32.17	£41.82	£41.82	£54.37	2
Modus 5.450	450	46	72	246	£32.47	£42.22	£42.22	£54.88	2
Modus 5.500	500	46	80	273	£32.47	£42.22	£42.22	£54.88	2
Modus 5.550	550	46	87	297	£32.78	£42.61	£42.61	£55.40	2
Modus 5.600	600	46	95	324	£33.00	£42.90	£42.90	£55.76	2
Modus 5.750	750	46	117	399	£38.17	£49.62	£49.62	£64.51	3
Modus 5.900	900	46	138	471	£44.17	£57.42	£57.42	£74.65	3
Modus 5.1000	1000	46	151	515	£49.30	£64.09	£64.09	£83.32	4
Modus 5.1100	1100	46	165	563	£58.25	£75.73	£75.73	£98.45	4
Modus 5.1200	1200	46	179	611	£67.17	£87.32	£87.32	£113.51	4
Modus 5.1500	1500	46	215	734	£88.90	£115.58	£115.58	£150.25	6
Modus 5.1800	1800	46	256	873	£108.47	£141.01	£141.01	£183.31	7
Modus 5.2000	2000	46	282	962	£119.51	£155.36	£155.36	£201.97	7
Modus 5.2200	2200	46	308	1051	£130.20	£169.27	£169.27	£220.04	8
Modus 5.2500	2500	46	347	1184	£145.81	£189.55	£189.55	£246.42	9
Modus 5.2800	2800	46	385	1314	£166.11	£215.95	£215.95	£280.73	10
Modus 5.3000	3000	46	413	1409	£179.37	£233.18	£233.18	£303.14	11

Model	Height (H) (mm)	Width (W) (mm)	Watts Δt 50°C	Btu's Δt 50°C	White (Per Section) (inc VAT)	RAL Colour Finishes (Per Section) (inc VAT)	Bare Metal Lacquer (Per Section) (inc VAT)	Copper, Black Nickel, Brass (Per Section) (inc VAT)	Weight (kgs)
-------	--------------------	-------------------	------------------	------------------	-------------------------------------	--	---	--	-----------------

6 COLUMN									
Modus 6.300	300	46	57	194	£38.34	£49.85	—	—	2
Modus 6.350	350	46	66	225	£38.69	£50.30	—	—	2
Modus 6.400	400	46	75	256	£38.69	£50.30	£50.30	£65.39	2
Modus 6.450	450	46	84	287	£38.82	£50.47	£50.47	£65.61	2
Modus 6.500	500	46	94	321	£38.82	£50.47	£50.47	£65.61	2
Modus 6.550	550	46	103	351	£40.47	£52.62	£52.62	£68.40	3
Modus 6.600	600	46	113	386	£41.65	£54.14	£54.14	£70.38	3
Modus 6.750	750	46	137	467	£46.86	£60.92	£60.92	£79.20	3
Modus 6.900	900	46	163	556	£55.95	£72.74	£72.74	£94.56	4
Modus 6.1000	1000	46	180	614	£60.17	£78.22	£78.22	£101.68	5
Modus 6.1100	1100	46	195	665	£72.12	£93.76	£93.76	£121.89	5
Modus 6.1200	1200	46	209	713	£83.99	£109.19	£109.19	£141.95	5
Modus 6.1500	1500	46	250	853	£108.60	£141.18	£141.18	£183.53	7
Modus 6.1800	1800	46	297	1013	£131.68	£171.19	£171.19	£222.54	8
Modus 6.2000	2000	46	330	1126	£146.07	£189.89	£189.89	£246.86	9
Modus 6.2200	2200	46	359	1225	£158.07	£205.49	£205.49	£267.14	10
Modus 6.2500	2500	46	403	1375	£176.20	£229.06	£229.06	£297.78	11
Modus 6.2800	2800	46	449	1532	£194.81	£253.25	£253.25	£329.22	12
Modus 6.3000	3000	46	481	1641	£210.24	£273.31	£273.31	£355.30	13


★ 4-6 weeks delivery



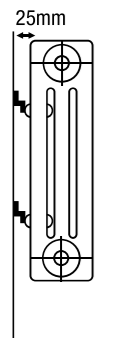
Please be aware that the Modus Lacquered range has been created to enhance the marking of the manufacturing process, this creates personal markings to each section. Please see pages 60 - 63 for more examples.

★ ALL PRICES INCLUDE WALL BRACKETS

AVAILABLE IN THE FOLLOWING FINISHES:



BRACKETS FOR MODUS

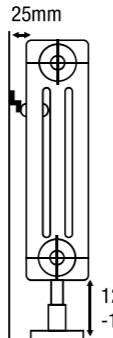


Wall Brackets



WALL BRACKETS FOR MODUS
(WALL BRACKETS ARE INCLUDED IN THE PRICE AS STANDARD)
Additional wall brackets are available at **£42.00** per pair.

(All prices shown are inc VAT)

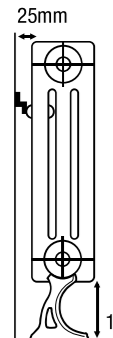


Floor Brackets



FLOOR BRACKETS FOR MODUS
(ONLY AVAILABLE IN WHITE)
Floor brackets 4-20 Sections (2 brackets) **£69.60**
Floor brackets 21-40 Sections (3 brackets) **£104.40**
Floor brackets 41+ Sections (4 brackets) **£139.20**

(All prices shown are inc VAT)

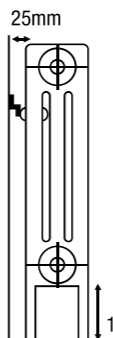


Cast Feet



CAST FOOT FOR MODUS
(NOT AVAILABLE IN THE LACQUERED RANGE)
Cast Feet 4-20 Sections (2 feet) **£69.60**
Cast Feet 21-40 Sections (3 feet) **£104.40**
Cast Feet 41+ Sections (4 feet) **£139.20**

(All prices shown are inc VAT)

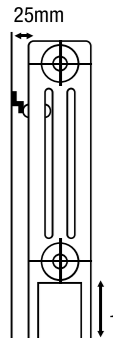


Slip-on Feet



SLIP-ON FEET FOR MODUS
(ONLY AVAILABLE FOR 2, 3 & 4 COLUMN)
Slip-on feet 4-20 Sections (2 feet) **£69.60**
Slip-on feet 21-40 Sections (3 feet) **£104.40**
Slip-on feet 41+ Sections (4 feet) **£139.20**

(All prices shown are inc VAT)



Welded Feet



WELDED FEET FOR MODUS
(ONLY AVAILABLE WITH MADE TO MEASURE RANGE)
Welded feet 4-20 Sections (2 feet) **£139.20**
Welded feet 21-40 Sections (3 feet) **£208.80**
Welded feet 41+ Sections (4 feet) **£278.40**

(All prices shown are inc VAT)



• **OPTIONAL TOWEL BAR IN WHITE OR CHROME + £133.20**
(322MM TO FIT 9 SECTION AND ABOVE)

ADDITIONAL EXTRAS:
• **UNDERNEATH CONNECTIONS + £155.40**

When ordering with feet between 21 and 40 sections, we recommend that you order an odd number of sections as these are supplied with three fixings.



MATERIAL
• Mild steel



DELIVERY
• 4-6 weeks



5 YEAR GUARANTEE



FOR FITTING INSTRUCTIONS VISIT
www.dqheating.com

