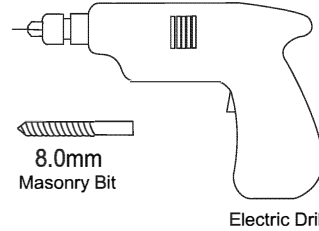
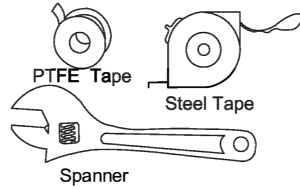
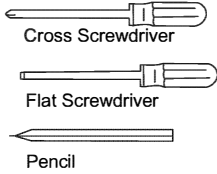


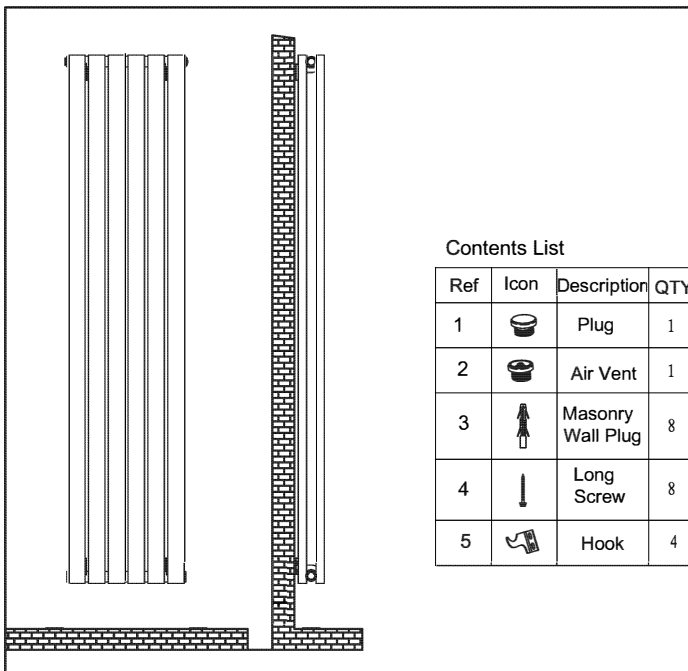
Radiator Installation Instructions

- . review instructions carefully before installation
- . installation should be completed by a suitably qualified person
- . please dispose of packaging in a responsible manner

tools required



Optional Parts

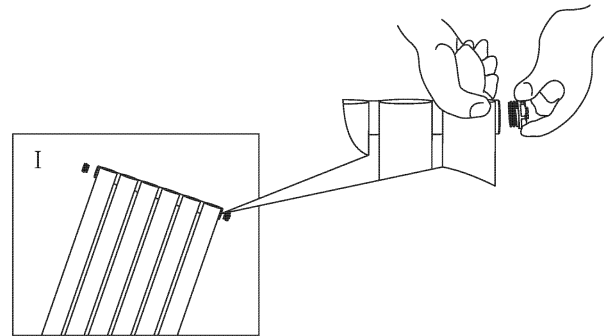


Contents List

Ref	Icon	Description	QTY
1		Plug	1
2		Air Vent	1
3		Masonry Wall Plug	8
4		Long Screw	8
5		Hook	4

A

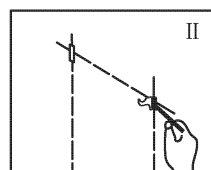
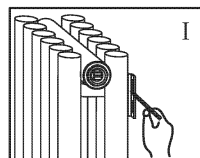
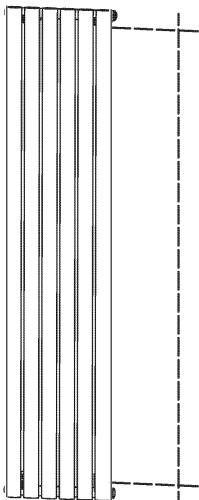
1. Install 1(plug) and 2(air vent) in the right position.(figure I)



ATTENTION:To avoid accident,PLS fasten the thread exactly.

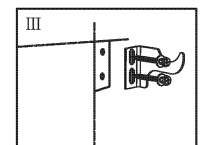
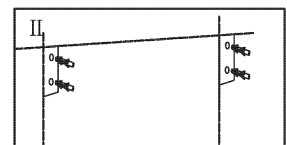
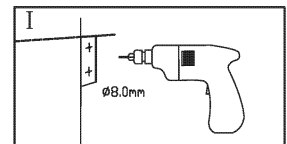
B

1. Choose an appropriate position and mark the fixing points with a pencil.

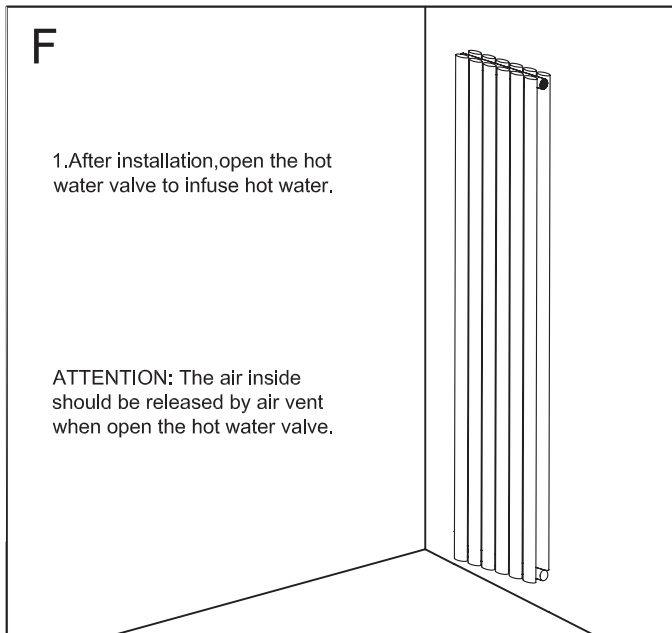
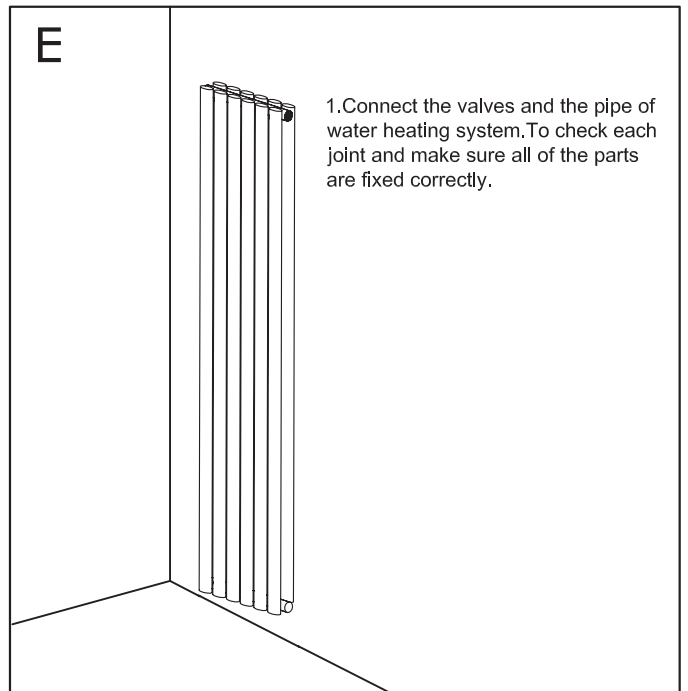
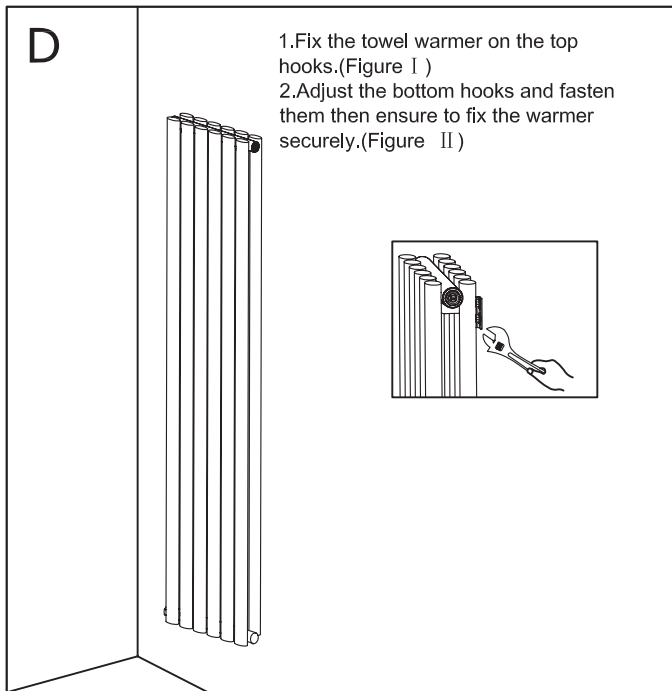


C

1. Drill a hole on the marked place by $\varnothing 8\text{mm}$ electric drill.(Figure I)
2. Insert 3(Wall Plug)into the $\varnothing 8\text{mm}$ hole.(Figure II)
3. Place 4(Long Screw)through 6(Shim) and 5(Hook), tighten it into the 3(Wall plug).(Figure III)



ATTENTION: Do not fix the bottom hooks completely because the position of towel warmer will be adjusted while installing.



After installation . . .

- Use a screwdriver to open the air vent, open the valve and let the water rush into the towel warmer. Check all connections for leaks.
- Once water overflows from the air vent, there is no air in the tube.
- Use a screwdriver to close the air vent, turn on the valve and the towel warmer is ready for use.

After care . . .

- Classic towel warmers are made from steel with chrome plating, and should not be cleaned with corrosive or scouring cleaning agents.

Please note . . .

- This product can only be used at PN ≤ 1MPa (10g/cm², 10 Bar), It should only be filled with water, and at a temperature below 100 °C (212 °F). See table below for installation requirements.
- If the temperature exceeds 48 °C (or 120 °F), please show a warning sign near the product to avoid burning and scolding accidents.

Fill ^{3/4} Full	Pressure	Temperature	Comments
water only	PN ≤ 1Mpa	0° C < t ≤ 100 °C	If ambient temperature drops below 1°C, drain out the water to prevent freezing.

TERMS AND CONDITIONS

You must immediately remove all packaging, inspect the goods and notify us of any damage to the goods within 3 days of delivery. We shall have no obligation to replace or repair damaged goods in the event of failure by the Buyer to comply with this provision. Radiators which are off an unacceptable standard or are damaged must not be installed. If any items is installed it will be treated as being as accepted as received.

Damaged goods being returned will only be collected from your delivery address, unless otherwise agreed in writing. Any other goods, which we accept back, are to be returned by you to our place of business at your expense.

Items will be accepted as a return which have not been installed or damaged after delivery. We do not accept liability for any damages sustained after delivery. Goods should be returned in their original packaging, provided such packaging and goods are undamaged.

We may issue a credit note for goods which we accept as returned.

We may agree to provide you with replacement goods prior to collecting or receiving back the goods to be returned (whether faulty, damaged or otherwise) but only on the condition that: the replacement goods are paid for in full and we reserve the right to re-invoice you in the event that the returned goods are found to be in a worse condition than when they were originally received by you or where such goods have not been received back to us within 3 months of the replacement goods being received by yourselves. A re-stocking charge of 30% will be applied to all non-faulty stock items that wish to be returned. Special order and non-stock products cannot be cancelled. Where cancellation or alteration of orders is accepted by us, you may be required to pay a restocking charge, to cover administrative costs and collection costs (if applicable); such charges to be determined by us. If the goods we deliver are faulty or damaged, we will meet the cost of the return, as long as the fault is reported to us within 3 working days.

The goods will be deemed to have been accepted when they have been delivered and we may not accept claims for any visible defects found after installation.

We accept no liability for any cost incurred relating to the cost of installation.

We shall not be liable for any plumber's costs, decorator's costs, transport costs, late penalties, or any other costs, as a direct or indirect result of (i) any defect in the goods (including but not limited to any manufacturing faults, such as leaks, that become apparent on or after installation) or (ii) late delivery of the goods.

GUARANTEES AND LIABILITIES – we are not the manufacturer of this product we will take all reasonable endeavours to make over to you the benefit of any warranty or guarantee given by the manufacturers. The item must have been fitted in accordance with British and or European standards as well as these fitting instructions.