



VOL. 3 OCT

2021 TRADE BROCHURE

RADIATORS & TOWEL RAILS



ALL PRICES SHOWN EXCLUDE VAT



OUR HERITAGE

DQ Heating has been established in the heating industry for over 20 years and is one of the leading suppliers of designer radiators, towel rails and heating accessories in the UK. Our distribution hub & factory is based in the heart of the Thetford Forest in Norfolk, which is the largest lowland pine forest in Britain.

As DQ is family owned and run, we pride ourselves on offering a personal service. Whether you're making an enquiry, have a technical query, placing an order or have a return, we don't like to make things harder than they need to be – our dedicated customer care team is always happy to help.

We have a state-of-the-art powder coating facility installed at our factory and with a large range of our product portfolio finished in house, we now have even more control over the quality of the products we supply. This means we also have an even wider selection of our designer radiators and towel rails available in 28 RAL colours for you to choose from. However, if you cannot find the colour you require, just contact us and we can find you an alternative.

We aim to bring the best selection of designer radiators and towel rails from across the globe to meet your exact requirements at competitive prices.

We have over 40,000 stock products in our warehouse that are all available on a next working day delivery service, if ordered before 3 PM, and many more that can be quickly supplied in the exact finish you require.

CONTENTS

RADIATORS

04 ARDENT VERTICAL  **MS**

06 ARDENT HORIZONTAL  **MS**

12 HAWKSHAW  **CI**

14 STRATA VERTICAL  **MS**

16 STRATA HORIZONTAL  **MS**

18 CASSIUS VERTICAL  **MS**

20 CASSIUS HORIZONTAL  **MS**

22 COVE VERTICAL  **MS**

24 COVE HORIZONTAL  **MS**

26 COVE STAINLESS VERTICAL  **SS**

28 COVE STAINLESS HORIZONTAL  **SS**

30 MOTO VERTICAL  **AL**

32 MOTO HORIZONTAL  **AL**

TOWEL RAILS

34 METRO  **MS**

36 ORION  **MS**

38 RYKER  **MS**

40 STALIA  **MS**

42 ALTONA  **MS**

44 COVE TR  **MS**

46 COVE STR  **SS**

48 SIENA  **SS**

50 ZANTE  **SS**

52 HUNGERFORD/NEWBURY  **MS**

54 ACCESSORIES

59 RAL COLOUR CHART

ARDENT

VERTICAL 2-3 COLUMN

Anthracite Texture 7016 available on a next day delivery service from November 2021



TECHNICAL INFO

2 Column

Wall to front face = 87mm

Wall to pipe centres = 53mm

3 Column

Wall to front face = 125mm

Wall to pipe centres = 74mm

Pipe centres = Radiator width + valves

Standard connections 1/2"

The Bare Metal Lacquer range has been created to enhance the marking of the manufacturing process.

MODEL	HEIGHT (mm)	WIDTH (mm)	WATTS Δt 50°C	BTUs Δt 50°C	WHITE 9016 (ex VAT)	ANTHRACITE TEXTURE 7016 (ex VAT)	BARE METAL LACQUER (ex VAT)	RAL COLOUR (ex VAT)	WEIGHT (Kgs)
-------	-------------	------------	---------------	--------------	---------------------	----------------------------------	-----------------------------	---------------------	--------------

ARDENT 2 COLUMN VERTICAL (DEPTH 62MM) - CENTRAL HEATING

ARDENT 2.1800/6	1800	300	750	2559	£195	£235	£252	£252	18
ARDENT 2.1800/8	1800	392	1000	3412	£255	£306	£330	£330	24
ARDENT 2.1800/11	1800	530	1375	4697	£351	£421	£455	£455	33

ARDENT 3 COLUMN VERTICAL (DEPTH 100MM) - CENTRAL HEATING

ARDENT 3.1800/6	1800	300	1020	3480	£241	£290	£314	£314	24
ARDENT 3.1800/8	1800	392	1360	4640	£316	£380	£411	£411	32
ARDENT 3.1800/11	1800	530	1870	6380	£435	£523	£566	£566	44

All prices in **White** next working day

Available Finishes



WHITE 9016
Lead Time: Next working day



ANTHRACITE TEXTURE 7016
Lead Time: Next working day



BARE METAL LACQUER
Lead Time: Next working day



RAL COLOUR (Available colours - page 59)
Lead Time: 5-7 working days



ARDENT 2.1800/8 (ANTHRACITE TEXTURE 7016)



ARDENT 3.1800/8 (BARE METAL LACQUER)



ARDENT 3.1800/8 (WHITE 9016)



ARDENT

HORIZONTAL 2 COLUMN

Anthracite Texture 7016 available on a next day delivery service from November 2021



TECHNICAL INFORMATION

Wall to front face = **87mm**

Wall to pipe centres = **53mm**

Pipe centres = **Radiator width + valves**

Standard connections **1/2"**

The Bare Metal Lacquer range has been created to enhance the marking of the manufacturing process.

MODEL	HEIGHT (mm)	WIDTH (mm)	WATTS Δt 50°C	BTUs Δt 50°C	WHITE 9016 (ex VAT)	ANTHRACITE TEXTURE 7016 (ex VAT)	BARE METAL LACQUER (ex VAT)	RAL COLOUR (ex VAT)	WEIGHT (Kgs)
ARDENT 2 COLUMN HORIZONTAL (DEPTH 62MM) - CENTRAL HEATING									
ARDENT 2.500/13	500	622	481	1641	£216	£259	£280	£280	13
ARDENT 2.500/17	500	806	629	2146	£277	£333	£360	£360	17
ARDENT 2.500/21	500	990	777	2651	£345	£413	£448	£448	21
ARDENT 2.500/26	500	1220	962	3282	£423	£506	£548	£548	26
ARDENT 2.500/30	500	1404	1110	3787	£483	£581	£629	£629	30
ARDENT 2.600/13	600	622	572	1952	£222	£266	£288	£288	13
ARDENT 2.600/17	600	806	748	2552	£285	£341	£369	£369	17
ARDENT 2.600/21	600	990	924	3153	£355	£425	£460	£460	21
ARDENT 2.600/26	600	1220	1144	3903	£434	£521	£564	£564	26
ARDENT 2.600/30	600	1404	1320	4504	£494	£592	£642	£642	30

All prices in **White** next working day

Available Finishes



WHITE 9016
Lead Time: Next working day



ANTHRACITE TEXTURE 7016
Lead Time: Next working day



BARE METAL LACQUER
Lead Time: Next working day



RAL COLOUR (Available colours - page 59)
Lead Time: 5-7 working days



ARDENT 2.600/17 (BARE METAL LACQUER)



ARDENT 2.600/17 (WHITE 9016)



MILD STEEL



ALL STOCKED ITEMS
NEXT WORKING DAY



5 YEAR
GUARANTEE



OPTIONS
CENTRAL HEATING

ARDENT

HORIZONTAL 3 COLUMN

Anthracite Texture 7016 available on a next day delivery service from November 2021



TECHNICAL INFORMATION

Wall to front face = 125mm

Wall to pipe centres = 74mm

Pipe centres = Radiator width + valves

Standard connections 1/2"

The Bare Metal Lacquer range has been created to enhance the marking of the manufacturing process.

MODEL	HEIGHT (mm)	WIDTH (mm)	WATTS Δt 50°C	BTUs Δt 50°C	WHITE 9016 (ex VAT)	ANTHRACITE TEXTURE 7016 (ex VAT)	BARE METAL LACQUER (ex VAT)	RAL COLOUR (ex VAT)	WEIGHT (Kgs)
ARDENT 3 COLUMN HORIZONTAL (DEPTH 100MM) - CENTRAL HEATING									
ARDENT 3.500/13	500	622	663	2262	£244	£291	£315	£315	13
ARDENT 3.500/17	500	806	867	2958	£313	£376	£406	£406	17
ARDENT 3.500/21	500	990	1071	3654	£389	£467	£505	£505	21
ARDENT 3.500/26	500	1220	1326	4524	£477	£572	£620	£620	26
ARDENT 3.500/30	500	1404	1530	5220	£547	£656	£711	£711	30
ARDENT 3.500/35	500	1634	1785	6090	£635	£762	£824	£824	35
ARDENT 3.500/40	500	1864	2040	6960	£723	£867	£939	£939	40
ARDENT 3.600/13	600	622	780	2661	£255	£306	£332	£332	19
ARDENT 3.600/17	600	806	1020	3480	£329	£393	£427	£427	25
ARDENT 3.600/21	600	990	1260	4299	£409	£490	£530	£530	30
ARDENT 3.600/26	600	1220	1560	5323	£501	£600	£651	£651	34
ARDENT 3.600/30	600	1404	1800	6142	£575	£689	£746	£746	40
ARDENT 3.600/35	600	1634	2100	7165	£666	£800	£866	£866	46
ARDENT 3.600/40	600	1864	2400	8189	£758	£910	£986	£986	52
ARDENT 3.750/13	750	622	975	3327	£278	£334	£361	£361	26
ARDENT 3.750/17	750	806	1275	4350	£359	£431	£467	£467	34
ARDENT 3.750/21	750	990	1575	5374	£447	£536	£580	£580	42

Available Finishes



WHITE 9016
Lead Time: Next working day



ANTHRACITE TEXTURE 7016
Lead Time: Next working day



BARE METAL LACQUER
Lead Time: Next working day



RAL COLOUR (Available colours - page 59)
Lead Time: 5-7 working days

All prices in **White** next working day



ARDENT 3.600/17 (BARE METAL LACQUER)



ARDENT 3.600/17 (ANTHRACITE TEXTURE 7016)



MILD STEEL



ALL STOCKED ITEMS
NEXT WORKING DAY



5 YEAR
GUARANTEE



OPTIONS
CENTRAL HEATING

ARDENT

HORIZONTAL 4 COLUMN

Anthracite Texture 7016 available on a next day delivery service from November 2021



TECHNICAL INFORMATION

Wall to front face = 161mm

Wall to pipe centres = 91mm

Pipe centres = Radiator width + valves

Standard connections 1/2"

The Bare Metal Lacquer range has been created to enhance the marking of the manufacturing process.

MODEL	HEIGHT (mm)	WIDTH (mm)	WATTS Δt 50°C	BTUs Δt 50°C	WHITE 9016 (ex VAT)	ANTHRACITE TEXTURE 7016 (ex VAT)	BARE METAL LACQUER (ex VAT)	RAL COLOUR (ex VAT)	WEIGHT (Kgs)
ARDENT 4 COLUMN HORIZONTAL (DEPTH 136MM) - CENTRAL HEATING									
ARDENT 4.500/13	500	622	845	2883	£284	£340	£369	£369	13
ARDENT 4.500/17	500	806	1105	3770	£367	£439	£477	£477	17
ARDENT 4.500/21	500	990	1365	4657	£456	£547	£592	£592	21
ARDENT 4.500/26	500	1220	1690	5766	£560	£670	£728	£728	26
ARDENT 4.500/30	500	1404	1950	6653	£642	£770	£835	£835	30
ARDENT 4.500/35	500	1634	2275	7762	£746	£895	£970	£970	35
ARDENT 4.500/40	500	1864	2600	8871	£850	£1,020	£1,104	£1,104	40
ARDENT 4.600/13	600	622	1001	3415	£303	£362	£392	£392	26
ARDENT 4.600/17	600	806	1309	4466	£390	£468	£506	£506	34
ARDENT 4.600/21	600	990	1617	5517	£484	£581	£630	£630	42
ARDENT 4.600/26	600	1220	2002	6831	£594	£713	£773	£773	51
ARDENT 4.600/30	600	1404	2310	7882	£684	£820	£888	£888	60
ARDENT 4.750/13	750	622	1235	4214	£334	£400	£433	£433	26
ARDENT 4.750/17	750	806	1615	5510	£432	£517	£560	£560	34
ARDENT 4.750/21	750	990	1995	6807	£536	£642	£696	£696	42

Available Finishes



WHITE 9016
Lead Time: Next working day



ANTHRACITE TEXTURE 7016
Lead Time: Next working day



BARE METAL LACQUER
Lead Time: Next working day



RAL COLOUR (Available colours - page 59)
Lead Time: 5-7 working days

All prices in **White** next working day



ARDENT 4.600/17 (BARE METAL LACQUER)



ARDENT 4.600/17 (WHITE 9016)



MILD STEEL



ALL STOCKED ITEMS
NEXT WORKING DAY



5 YEAR
GUARANTEE



OPTIONS
CENTRAL HEATING

HAWKSHAW

4 COLUMN CAST IRON



* See pages 54-58 for Accessories

TECHNICAL
INFORMATION

Depth = 140mm

Pipe centres = Radiator
width + valves

Standard connections 1/2"

MODEL	HEIGHT (mm)	WIDTH (mm)	WATTS Δt 50°C	BTUs Δt 50°C	BLACK PRIMER (ex VAT)	WHITE 9010 (ex VAT)	ANTHRACITE 7016 (ex VAT)	RAL COLOUR (ex VAT)	WEIGHT (Kgs)
HAWKSHAW 4 COLUMN CAST IRON - CENTRAL HEATING									
HAWK 460/10	460	665	620	2115	£313	£416	£416	£500	32
HAWK 460/14	460	905	868	2962	£437	£583	£583	£700	45
HAWK 460/18	460	1145	1116	3808	£563	£750	£750	£899	58
HAWK 660/10	660	665	820	2798	£382	£486	£486	£583	46
HAWK 660/14	660	905	1148	3917	£535	£680	£680	£817	65
HAWK 660/18	660	1145	1476	5036	£687	£874	£874	£1,049	83
HAWK 760/10	760	665	1060	3617	£416	£521	£521	£624	55
HAWK 760/14	760	905	1484	5063	£583	£729	£729	£874	77
HAWK 760/18	760	1145	1908	6510	£750	£937	£937	£1,124	99

All prices in **White** 3-5 working days

Available Finishes



BLACK PRIMER
Lead Time: 3-5 working days



WHITE 9010
Lead Time: 3-5 working days



ANTHRACITE 7016
Lead Time: 3-5 working days



RAL COLOUR (Available colours - page 59)
Lead Time: 7-10 working days



HAWK 660/14 (WHITE 9010)



HAWK 660/14 (ANTHRACITE 7016)



ALL STOCKED ITEMS
3-5 WORKING DAYS

10 YEAR
GUARANTEE



OPTIONS
CENTRAL HEATING

STRATA VERTICAL

Anthracite Texture
7016 is now
available on a
next day delivery
service



* See pages 54-58 for Accessories

TECHNICAL
INFORMATION

Wall to front face = **71mm**

Wall to pipe centres = **41mm**

Pipe centres = **Radiator
width + valves**

Standard connections **1/2"**

MODEL	HEIGHT (mm)	WIDTH (mm)	WATTS Δt 50°C	BTUs Δt 50°C	WHITE 9016 (ex VAT)	ANTHRACITE TEXTURE 7016 (ex VAT)	RAL COLOUR (ex VAT)	WEIGHT (Kgs)
STRATA VERTICAL SINGLE - CENTRAL HEATING								
STRATA 180/3	1800	224	402	1371	£178	£214	£248	12
STRATA 180/5	1800	376	670	2286	£241	£290	£338	18
STRATA 180/7	1800	528	938	3200	£306	£366	£427	25
STRATA 180/9	1800	680	1206	4114	£369	£444	£517	31
STRATA VERTICAL DOUBLE - CENTRAL HEATING								
STRATA 180/3D	1800	224	627	2139	£277	£333	£387	20
STRATA 180/5D	1800	376	1045	3565	£406	£488	£568	33
STRATA 180/7D	1800	528	1463	4991	£534	£640	£746	46
STRATA 180/9D	1800	680	1881	6417	£660	£792	£923	60

All prices in **White** next working day

Available Finishes



WHITE 9016
Lead Time: Next working day



ANTHRACITE TEXTURE 7016
Lead Time: Next working day



RAL COLOUR (Available colours - page 59)
Lead Time: 5-7 working days



STRATA 180/7D (ANTHRACITE TEXTURE 7016)



STRATA 180/7 (WHITE 9016)



STRATA

HORIZONTAL

Anthracite Texture 7016 is now available on a next day delivery service



* See pages 54-58 for Accessories

TECHNICAL INFO

Single

Wall to front face = 63mm

Wall to pipe centres = 33mm

Pipe centres = Radiator width - 50mm

Standard connections 1/2"

Double

Wall to front face = 112mm

Wall to pipe centres = 82mm

Pipe centres = Radiator width - 50mm

Standard connections 1/2"

MODEL	HEIGHT (mm)	WIDTH (mm)	WATTS Δt 50°C	BTUs Δt 50°C	WHITE 9016 (ex VAT)	ANTHRACITE TEXTURE 7016 (ex VAT)	RAL COLOUR (ex VAT)	WEIGHT (Kgs)
STRATA HORIZONTAL SINGLE - CENTRAL HEATING								
STRATA 90/6	452	900	420	1433	£212	£253	£295	11
STRATA120/6	452	1200	552	1883	£240	£288	£335	14
STRATA 90/8	604	900	560	1910	£257	£307	£358	15
STRATA 120/8	604	1200	736	2511	£292	£351	£409	18
STRATA HORIZONTAL DOUBLE - CENTRAL HEATING								
STRATA 90/6D	452	900	654	2231	£357	£428	£500	23
STRATA 120/6D	452	1200	858	2927	£407	£489	£570	29
STRATA 90/8D	604	900	872	2975	£447	£536	£624	32
STRATA 120/8D	604	1200	1144	3903	£514	£615	£719	38

All prices in **White** next working day

Available Finishes



WHITE 9016
Lead Time: Next working day



ANTHRACITE TEXTURE 7016
Lead Time: Next working day



RAL COLOUR (Available colours - page 59)
Lead Time: 5-7 working days



STRATA 90/6 (WHITE 9016)



STRATA 90/6D (ANTHRACITE TEXTURE 7016)



CASSIUS

VERTICAL



* See pages 54-58 for Accessories

TECHNICAL
INFORMATION

Wall to front face = 115mm

Wall to pipe centres = 70mm

Pipe centres = Radiator
width + valves

Standard connections 1/2"

MODEL	HEIGHT (mm)	WIDTH (mm)	WATTS Δt 50°C	BTUs Δt 50°C	WHITE 9016 (ex VAT)	ANTHRACITE TEXTURE 7016 (ex VAT)	RAL COLOUR (ex VAT)	WEIGHT (Kgs)
CASSIUS VERTICAL - CENTRAL HEATING								
CASSIUS 180/3	1800	230	922	3147	£185	£185	£260	20
CASSIUS 180/5	1800	370	1538	5245	£313	£313	£437	35
CASSIUS 180/7	1800	510	2153	7344	£428	£428	£599	47

All prices in **White** next working day

Available Finishes



WHITE 9016
Lead Time: Next working day



ANTHRACITE TEXTURE 7016
Lead Time: Next working day



RAL COLOUR (Available colours - page 59)
Lead Time: 5-7 working days



CASSIUS 180/5 (ANTHRACITE TEXTURE 7016)



CASSIUS 180/5 (WHITE 9016)



CASSIUS

HORIZONTAL



* See pages 54-58 for Accessories

TECHNICAL
INFORMATION

Wall to front face = 115mm

Wall to pipe centres = 70mm

Pipe centres = Radiator
width + valves

Standard connections 1/2"

MODEL	HEIGHT (mm)	WIDTH (mm)	WATTS Δt 50°C	BTUs Δt 50°C	WHITE 9016 (ex VAT)	ANTHRACITE TEXTURE 7016 (ex VAT)	RAL COLOUR (ex VAT)	WEIGHT (Kgs)
CASSIUS HORIZONTAL - CENTRAL HEATING								
CASSIUS 550/7	550	507	505	1722	£202	£202	£283	17
CASSIUS 550/11	550	785	793	2706	£313	£313	£437	27
CASSIUS 550/14	550	993	1009	3444	£403	£403	£564	35
CASSIUS 550/17	550	1202	1210	4128	£483	£483	£677	42

All prices in **White** next working day

Available Finishes



WHITE 9016
Lead Time: Next working day



ANTHRACITE TEXTURE 7016
Lead Time: Next working day



RAL COLOUR (Available colours - page 59)
Lead Time: 5-7 working days



CASSIUS 550/11 (WHITE 9016)



CASSIUS 550/11 (ANTHRACITE TEXTURE 7016)



COVE

VERTICAL



* See pages 54-58 for Accessories

TECHNICAL
INFORMATION

Wall to front face = **105mm**

Wall to pipe centres = **65mm**

Pipe centres = **Radiator width + valves**

Standard connections **1/2"**

MODEL	HEIGHT (mm)	WIDTH (mm)	WATTS Δt 50°C	BTUs Δt 50°C	WHITE 9016 (ex VAT)	ANTHRACITE TEXTURE 7016 (ex VAT)	RAL COLOUR (ex VAT)	WEIGHT (Kgs)
COVE VERTICAL SINGLE - CENTRAL HEATING								
COVE 150/5	1500	295	530	1808	£139	£139	£195	14
COVE 150/7	1500	413	750	2559	£185	£185	£260	19
COVE 180/5	1800	295	640	2184	£157	£157	£219	18
COVE 180/7	1800	413	895	3054	£208	£208	£292	22
COVE 180/9	1800	531	1155	3941	£267	£267	£373	28
COVE VERTICAL DOUBLE - CENTRAL HEATING								
COVE 150/5D	1500	295	800	2730	£255	£255	£357	25
COVE 150/7D	1500	413	1130	3856	£347	£347	£486	35
COVE 180/5D	1800	295	970	3310	£278	£278	£389	28
COVE 180/7D	1800	413	1350	4606	£388	£388	£543	40
COVE 180/9D	1800	531	1740	5937	£521	£521	£729	50

All prices in **White** next working day

Available Finishes



WHITE 9016
Lead Time: Next working day



ANTHRACITE TEXTURE 7016
Lead Time: Next working day



RAL COLOUR (Available colours - page 59)
Lead Time: 5-7 working days



COVE 180/7 (WHITE 9016)



COVE 180/7D (ANTHRACITE TEXTURE 7016)



COVE

HORIZONTAL



* See pages 54-58 for Accessories

TECHNICAL
INFORMATION

Wall to front face = **105mm**

Wall to pipe centres = **65mm**

Pipe centres = **Radiator width + valves**

Standard connections **1/2"**

MODEL	HEIGHT (mm)	WIDTH (mm)	WATTS Δt 50°C	BTUs Δt 50°C	WHITE 9016 (ex VAT)	ANTHRACITE TEXTURE 7016 (ex VAT)	RAL COLOUR (ex VAT)	WEIGHT (Kgs)
COVE HORIZONTAL SINGLE - CENTRAL HEATING								
COVE 550/7	550	413	275	938	£128	£128	£179	10
COVE 550/10	550	590	390	1331	£162	£162	£227	12
COVE 550/14	550	826	550	1877	£215	£215	£300	16
COVE 550/17	550	1003	665	2269	£267	£267	£373	20
COVE 550/20	550	1180	780	2661	£301	£301	£422	22
COVE HORIZONTAL DOUBLE - CENTRAL HEATING								
COVE 550/7D	550	413	440	1501	£180	£180	£251	17
COVE 550/10D	550	590	625	2133	£244	£244	£340	19
COVE 550/14D	550	826	880	3003	£324	£324	£454	27
COVE 550/17D	550	1003	1065	3634	£388	£388	£543	33
COVE 550/20D	550	1180	1250	4265	£446	£446	£623	39

All prices in **White** next working day

Available Finishes



WHITE 9016
Lead Time: Next working day



ANTHRACITE TEXTURE 7016
Lead Time: Next working day



RAL COLOUR (Available colours - page 59)
Lead Time: 5-7 working days



COVE 550/14D (ANTHRACITE TEXTURE 7016)



COVE 550/14 (WHITE 9016)



COVE STAINLESS

VERTICAL



* See pages 54-58 for Accessories

**TECHNICAL
INFORMATION**

Wall to front face = **105mm**

Wall to pipe centres = **65mm**

Pipe centres = **Radiator
width + valves**

Standard connections **1/2"**

MODEL	HEIGHT (mm)	WIDTH (mm)	WATTS Δt 50°C	BTUs Δt 50°C	BRUSHED STAINLESS (ex VAT)	POLISHED STAINLESS (ex VAT)	WEIGHT (Kgs)
COVE STAINLESS VERTICAL SINGLE - CENTRAL HEATING							
COVE S180/5	1800	295	640	2184	£439	£439	15
COVE S180/7	1800	413	895	3054	£586	£586	20
COVE STAINLESS VERTICAL DOUBLE - CENTRAL HEATING							
COVE S180/5D	1800	295	970	3310	£731	£731	28
COVE S180/7D	1800	413	1365	4657	£985	£985	36

All prices in **White** next working day

Available Finishes



BRUSHED STAINLESS
Lead Time: Next working day



POLISHED STAINLESS
Lead Time: Next working day



COVE S180/7D (BRUSHED)



COVE S180/7 (POLISHED)



COVE STAINLESS

HORIZONTAL



* See pages 54-58 for Accessories

TECHNICAL
INFORMATION

Wall to front face = 105mm

Wall to pipe centres = 65mm

Pipe centres = Radiator
width + valves

Standard connections 1/2"

MODEL	HEIGHT (mm)	WIDTH (mm)	WATTS Δt 50°C	BTUs Δt 50°C	BRUSHED STAINLESS (ex VAT)	POLISHED STAINLESS (ex VAT)	WEIGHT (Kgs)
-------	----------------	---------------	------------------	-----------------	----------------------------------	-----------------------------------	-----------------

COVE STAINLESS HORIZONTAL SINGLE - CENTRAL HEATING

COVE S600/7	600	413	300	1024	£249	£249	10
COVE S600/10	600	590	425	1450	£290	£290	12
COVE S600/14	600	826	595	2030	£384	£384	14
COVE S600/17	600	1003	725	2474	£454	£454	16
COVE S600/20	600	1180	850	2900	£523	£523	18

COVE STAINLESS HORIZONTAL DOUBLE - CENTRAL HEATING

COVE S600/7D	600	413	475	1621	£387	£387	17
COVE S600/10D	600	590	680	2320	£512	£512	19
COVE S600/14D	600	826	960	3276	£681	£681	21
COVE S600/17D	600	1003	1160	3958	£786	£786	24
COVE S600/20D	600	1180	1365	4657	£919	£919	27

All prices in **White** next working day

Available Finishes



BRUSHED STAINLESS
Lead Time: Next working day



POLISHED STAINLESS
Lead Time: Next working day



COVE S600/14 (POLISHED)



COVE S600/14D (BRUSHED)



STAINLESS
STEEL



ALL STOCKED ITEMS
NEXT WORKING DAY



25 YEAR
GUARANTEE



OPTIONS
CENTRAL HEATING

MOTO VERTICAL



* See pages 54-58 for Accessories

**TECHNICAL
INFORMATION**
Wall to front face = **100mm**
Wall to pipe centres = **46mm**
Pipe centres = **Radiator
width + valves**
Standard connections **1/2"**

MODEL	HEIGHT (mm)	WIDTH (mm)	WATTS Δt 50°C	BTUs Δt 50°C	WHITE 9016 (ex VAT)	ANTHRACITE 7016 (ex VAT)	WEIGHT (Kgs)
MOTO VERTICAL - CENTRAL HEATING							
MOTO 1800/4	1800	475	1338	4565	£278	£278	15
MOTO 1800/5	1800	595	1672	5705	£347	£347	19

All prices in **White** next working day

Available Finishes



WHITE 9016
Lead Time: Next working day



ANTHRACITE 7016
Lead Time: Next working day



MOTO 1800/4 (ANTHRACITE 7016)

MOTO 1800/4 (WHITE 9016)

ALUMINIUM

ALL STOCKED ITEMS
NEXT WORKING DAY

5 YEAR
GUARANTEE

OPTIONS
CENTRAL HEATING

MOTO

HORIZONTAL



* See pages 54-58 for Accessories

TECHNICAL
INFORMATION

Wall to front face = 100mm

Wall to pipe centres = 46mm

Pipe centres = Radiator
width + valves

Standard connections 1/2"

MODEL	HEIGHT (mm)	WIDTH (mm)	WATTS Δt 50°C	BTUs Δt 50°C	WHITE 9016 (ex VAT)	ANTHRACITE 7016 (ex VAT)	WEIGHT (Kgs)
MOTO HORIZONTAL - CENTRAL HEATING							
MOTO 600/4	600	475	568	1938	£151	£151	6
MOTO 600/5	600	595	655	2234	£187	£187	8
MOTO 600/7	600	835	993	3388	£260	£260	10
MOTO 600/8	600	955	1135	3872	£296	£296	12
MOTO 600/10	600	1195	1419	4841	£373	£373	15
MOTO 600/11	600	1315	1560	5323	£409	£409	16

All prices in **White** next working day

Available Finishes



WHITE 9016
Lead Time: Next working day



ANTHRACITE 7016
Lead Time: Next working day



MOTO 600/7 (WHITE 9016)



MOTO 600/7 (ANTHRACITE 7016)



ALUMINIUM



ALL STOCKED ITEMS
NEXT WORKING DAY



5 YEAR
GUARANTEE



OPTIONS
CENTRAL HEATING

METRO (STRAIGHT)



* See pages 54-58 for Accessories

TECHNICAL
INFORMATION

Wall to front face = 87-97mm

Wall to pipe centres = 78-88mm

Standard connections 1/2"

MODEL	HEIGHT (mm)	WIDTH (mm)	PIPE CENTRES (mm)	WATTS Δt 50°C	BTUs Δt 50°C	ELEMENT WATTAGE REQUIRED	WHITE 9016 (ex VAT)	CHROME (ex VAT)	RAL COLOUR (ex VAT)	WEIGHT (Kgs)
METRO - CENTRAL HEATING										
METRO 30/80	800	300	255	325	1109	300	£65	£84	£158	5
METRO 30/120	1200	300	255	490	1672	300	£88	£114	£181	8
METRO 40/80	800	400	355	370	1263	300	£73	£101	£165	6
METRO 40/120	1200	400	355	530	1809	300	£97	£142	£190	9
METRO 40/180	1800	400	355	840	2866	900	£139	£195	£231	13
METRO 50/80	800	500	455	420	1433	300	£79	£105	£171	7
METRO 50/100	1000	500	455	538	1836	300	-	£135	-	9
METRO 50/120	1200	500	455	600	2047	600	£105	£149	£197	11
METRO 50/150	1500	500	455	750	2559	600	£118	£192	£211	13
METRO 50/180	1800	500	455	925	3156	900	£153	£224	£246	16
METRO 60/80	800	600	555	445	1518	300	£87	£118	£180	8
METRO 60/100	1000	600	555	589	2010	600	-	£148	-	10
METRO 60/120	1200	600	555	710	2422	600	£115	£165	£207	12
METRO 60/150	1500	600	555	900	3070	600	£129	£215	£222	15
METRO 60/180	1800	600	555	1107	3777	900	£179	£251	£271	18

MODEL	ELECTRIC AND DUAL FUEL OPTIONS (ADD COST TO PRICE OF TOWEL RAIL)	WH (ex VAT)	CP (ex VAT)
DF-E	Dual fuel supplied with Essential Element & T-Piece	£64	£64
DF-T	Dual fuel supplied with Thermostatic Element & T-Piece (MEG)	£120	£120
EO-E	Electric only towel rail, pre-filled with Essential Element	£110	£110
EO-T	Electric only towel rail, pre-filled with Thermostatic Element (MEG)	£204	£204

All prices in **White** next working day

Chrome finish reduces
output by up to 20%

Available Finishes



WHITE 9016
Lead Time: Next working day



CHROME
Lead Time: Next working day



RAL COLOUR (Available colours - page 59)
Lead Time: 5-7 working days



METRO 50/120 (WHITE 9016)



METRO 50/120 (CHROME)



ALL STOCKED ITEMS
NEXT WORKING DAY



5 YEAR
GUARANTEE



OPTIONS CENTRAL HEATING/
ELECTRIC/DUAL FUEL

ORION (CURVED)



* See pages 54-58 for Accessories

TECHNICAL
INFORMATION

Wall to front face = **90-100mm**

Wall to pipe centres = **67-77mm**

Standard connections **1/2"**

MODEL	HEIGHT (mm)	WIDTH (mm)	PIPE CENTRES (mm)	WATTS Δt 50°C	BTUs Δt 50°C	ELEMENT WATTAGE REQUIRED	WHITE 9016 (ex VAT)	CHROME (ex VAT)	RAL COLOUR (ex VAT)	WEIGHT (Kgs)
-------	----------------	---------------	-------------------------	------------------	-----------------	--------------------------------	---------------------------	--------------------	---------------------------	-----------------

ORION - CENTRAL HEATING

ORION 50/80	800	500	455	420	1433	300	£82	£109	£174	7
ORION 50/100	1000	500	455	538	1836	300	-	£142	-	9
ORION 50/120	1200	500	455	600	2047	600	£110	£157	£203	11
ORION 50/150	1500	500	455	750	2559	600	£124	£201	£216	13
ORION 50/180	1800	500	455	925	3156	900	£161	£236	£253	16
ORION 60/80	800	600	555	490	1672	300	£91	£124	£183	8
ORION 60/100	1000	600	555	589	2010	600	-	£156	-	10
ORION 60/120	1200	600	555	710	2423	600	£121	£173	£214	12
ORION 60/150	1500	600	555	900	3070	600	£135	£226	£227	15
ORION 60/180	1800	600	555	1107	3777	900	£187	£263	£280	18

MODEL	ELECTRIC AND DUAL FUEL OPTIONS (ADD COST TO PRICE OF TOWEL RAIL)	WH (ex VAT)	CP (ex VAT)
DF-E	Dual fuel supplied with Essential Element & T-Piece	£64	£64
DF-T	Dual fuel supplied with Thermostatic Element & T-Piece (MEG)	£120	£120
EO-E	Electric only towel rail, pre-filled with Essential Element	£110	£110
EO-T	Electric only towel rail, pre-filled with Thermostatic Element (MEG)	£204	£204

All prices in **White** next working day
Chrome finish reduces output by up to 20%

Available Finishes



WHITE 9016
Lead Time: Next working day



CHROME
Lead Time: Next working day



RAL COLOUR (Available colours - page 59)
Lead Time: 5-7 working days



ORION 50/120 (CHROME)



ORION 50/120 (WHITE 9016)



RYKER



* See pages 54-58 for Accessories

TECHNICAL
INFORMATION

Wall to front face = 104-115mm

Wall to pipe centres = 65-76mm

Standard connections 1/2"

The Ryker can be mounted right or left handed.

MODEL	HEIGHT (mm)	WIDTH (mm)	PIPE CENTRES (mm)	WATTS Δt 50°C	BTUs Δt 50°C	WHITE 9016 (ex VAT)	ANTHRACITE TEXTURE 7016 (ex VAT)	RAL COLOUR (ex VAT)	WEIGHT (Kgs)
RYKER - CENTRAL HEATING									
RYKER 50/80	824	500	80	421	1436	£193	£193	£281	10
RYKER 50/120	1126	500	80	560	1910	£237	£237	£325	14

All prices in **White** next working day

Available Finishes



WHITE 9016
Lead Time: Next working day



ANTHRACITE TEXTURE 7016
Lead Time: Next working day



RAL COLOUR (Available colours - page 59)
Lead Time: 5-7 working days



RYKER 50/80 (ANTHRACITE TEXTURE 7016)



RYKER 50/80 (WHITE 9016)



STALIA



* See pages 54-58 for Accessories

TECHNICAL
INFORMATION

Wall to front face = **79-89mm**

Wall to pipe centres = **60-70mm**

Standard connections **1/2"**

MODEL	HEIGHT (mm)	WIDTH (mm)	PIPE CENTRES (mm)	WATTS Δt 50°C	BTUs Δt 50°C	ELEMENT WATTAGE REQUIRED	WHITE 9016 (ex VAT)	ANTHRACITE TEXTURE 7016 (ex VAT)	RAL COLOUR (ex VAT)	WEIGHT (Kgs)
STALIA - CENTRAL HEATING										
STALIA 50/80	800	500	465	285	973	300	£123	£123	£215	6
STALIA 50/120	1200	500	465	428	1461	300	£164	£164	£257	9
STALIA 50/160	1600	500	465	570	1947	600	£215	£215	£307	12

MODEL	ELECTRIC AND DUAL FUEL OPTIONS (ADD COST TO PRICE OF TOWEL RAIL)	WH (ex VAT)	CP (ex VAT)
DF-E	Dual fuel supplied with Essential Element & T-Piece	£64	£64
DF-T	Dual fuel supplied with Thermostatic Element & T-Piece (MEG)	£120	£120
EO-E	Electric only towel rail, pre-filled with Essential Element	£110	£110
EO-T	Electric only towel rail, pre-filled with Thermostatic Element (MEG)	£204	£204

All prices in **White** next working day

Available Finishes



WHITE 9016
Lead Time: Next working day



ANTHRACITE TEXTURE 7016
Lead Time: Next working day



RAL COLOUR (Available colours - page 59)
Lead Time: 5-7 working days



STALIA 50/120 (WHITE 9016)



STALIA 50/120 (ANTHRACITE TEXTURE 7016)



**MILD
STEEL**



ALL STOCKED ITEMS
NEXT WORKING DAY



**5 YEAR
GUARANTEE**



OPTIONS CENTRAL HEATING/
ELECTRIC/DUAL FUEL

ALTONA



* See pages 54-58 for Accessories

TECHNICAL
INFORMATION

Wall to front face = 90-100mm

Wall to pipe centres = 50-60mm

Standard connections 1/2"

MODEL	HEIGHT (mm)	WIDTH (mm)	PIPE CENTRES (mm)	WATTS Δt 50°C	BTUs Δt 50°C	ELEMENT WATTAGE REQUIRED	WHITE 9016 (ex VAT)	CHROME (ex VAT)	RAL COLOUR (ex VAT)	WEIGHT (Kgs)
-------	----------------	---------------	-------------------------	------------------	-----------------	--------------------------------	---------------------------	--------------------	---------------------------	-----------------

ALTONA - CENTRAL HEATING

ALTONA 50/80	800	500	455	371	1264	300	£114	£171	£206	7
ALTONA 50/120	1200	500	455	566	1930	600	£151	£226	£244	10
ALTONA 50/160	1600	500	455	836	2580	600	£195	£295	£288	13
ALTONA 60/80	800	600	555	420	1432	300	£123	£184	£215	8
ALTONA 60/120	1200	600	555	631	2151	600	£162	£250	£255	12
ALTONA 60/160	1600	600	555	916	3123	900	£216	£327	£308	15

MODEL	ELECTRIC AND DUAL FUEL OPTIONS (ADD COST TO PRICE OF TOWEL RAIL)	WH (ex VAT)	CP (ex VAT)
DF-E	Dual fuel supplied with Essential Element & T-Piece	£64	£64
DF-T	Dual fuel supplied with Thermostatic Element & T-Piece (MEG)	£120	£120
EO-E	Electric only towel rail, pre-filled with Essential Element	£110	£110
EO-T	Electric only towel rail, pre-filled with Thermostatic Element (MEG)	£204	£204

All prices in **White** next working day
Chrome finish reduces output by up to 20%

Available Finishes



WHITE 9016
Lead Time: Next working day



CHROME
Lead Time: Next working day



RAL COLOUR (Available colours - page 59)
Lead Time: 5-7 working days



ALTONA 50/120 (WHITE 9016)



ALTONA 50/120 (CHROME)



ALL STOCKED ITEMS
NEXT WORKING DAY



5 YEAR
GUARANTEE



OPTIONS CENTRAL HEATING/
ELECTRIC/DUAL FUEL

COVE TR



* See pages 54-58 for Accessories

TECHNICAL INFORMATION
Wall to front face = **90-95mm**
Wall to pipe centres = **50-55mm**
Standard connections **1/2"**

MODEL	HEIGHT (mm)	WIDTH (mm)	PIPE CENTRES (mm)	WATTS Δt 50°C	BTUs Δt 50°C	ELEMENT WATTAGE REQUIRED	WHITE 9016 (ex VAT)	ANTHRACITE TEXTURE 7016 (ex VAT)	RAL COLOUR (ex VAT)	WEIGHT (Kgs)
COVE TR - CENTRAL HEATING										
COVE TR50/80	826	500	450	410	1399	600	£151	£151	£244	10
COVE TR50/120	1120	500	450	550	1877	900	£185	£185	£278	13
COVE TR50/150	1535	500	450	700	2388	900	£255	£255	£347	16

MODEL	ELECTRIC AND DUAL FUEL OPTIONS (ADD COST TO PRICE OF TOWEL RAIL)	WH (ex VAT)	CP (ex VAT)
DF-E	Dual fuel supplied with Essential Element & T-Piece	£64	£64
DF-T	Dual fuel supplied with Thermostatic Element & T-Piece (MEG)	£120	£120
EO-E	Electric only towel rail, pre-filled with Essential Element	£110	£110
EO-T	Electric only towel rail, pre-filled with Thermostatic Element (MEG)	£204	£204

All prices in **White** next working day

Available Finishes



WHITE 9016
Lead Time: Next working day



ANTHRACITE TEXTURE 7016
Lead Time: Next working day



RAL COLOUR (Available colours - page 59)
Lead Time: 5-7 working days



COVE TR50/120 (ANTHRACITE TEXTURE 7016)



COVE TR50/120 (WHITE 9016)



ALL STOCKED ITEMS
NEXT WORKING DAY



5 YEAR
GUARANTEE



OPTIONS CENTRAL HEATING/
ELECTRIC/DUAL FUEL

COVE STR



* See pages 54-58 for Accessories

**TECHNICAL
INFORMATION**
Wall to front face = **90-95mm**
Wall to pipe centres = **50-55mm**
Standard connections **1/2"**

MODEL	HEIGHT (mm)	WIDTH (mm)	PIPE CENTRES (mm)	WATTS Δt 50°C	BTUs Δt 50°C	ELEMENT WATTAGE REQUIRED	POLISHED STAINLESS (ex VAT)	WEIGHT (Kgs)
COVE STR - CENTRAL HEATING								
COVE STR50/80	826	500	450	410	1399	600	£363	10
COVE STR50/120	1120	500	450	550	1877	900	£451	13
COVE STR50/150	1535	500	450	700	2388	900	£624	16

MODEL	ELECTRIC AND DUAL FUEL OPTIONS (ADD COST TO PRICE OF TOWEL RAIL)	WH (ex VAT)	CP (ex VAT)
DF-E	Dual fuel supplied with Essential Element & T-Piece	£64	£64
DF-T	Dual fuel supplied with Thermostatic Element & T-Piece (MEG)	£120	£120
EO-E	Electric only towel rail, pre-filled with Essential Element	£110	£110
EO-T	Electric only towel rail, pre-filled with Thermostatic Element (MEG)	£204	£204

All prices in **White** next working day

Available Finishes



POLISHED STAINLESS
Lead Time: Next working day



COVE STR50/150 (POLISHED)



**STAINLESS
STEEL**



**ALL STOCKED ITEMS
NEXT WORKING DAY**

25

**YEAR
GUARANTEE**



OPTIONS CENTRAL HEATING/
ELECTRIC/DUAL FUEL

SIENA (STRAIGHT)



* See pages 54-58 for Accessories

TECHNICAL INFO

Wall to front face = 88-100mm

Wall to pipe centres = 72-94mm

Standard connections 1/2"

The brackets are designed to be installed using the smallest measurement - however, the adjustment is available, where required, for fitting purposes.

MODEL	HEIGHT (mm)	WIDTH (mm)	PIPE CENTRES (mm)	WATTS Δt 50°C	BTUs Δt 50°C	ELEMENT WATTAGE REQUIRED	POLISHED STAINLESS (ex VAT)	WEIGHT (Kgs)
SIENA - CENTRAL HEATING								
SIENA 40/49	490	400	368	196	667	150	£147	6
SIENA 75/49	490	750	718	389	1328	300	£192	7
SIENA 100/49	490	1000	968	446	1523	300	£224	10
SIENA 35/70	700	350	318	270	922	300	£183	6
SIENA 35/120	1190	350	318	479	1636	300	£272	9
SIENA 35/160	1540	350	318	563	1920	600	£337	12
SIENA 50/70	700	500	468	389	1328	300	£212	7
SIENA 50/120	1190	500	468	536	1827	600	£316	10
SIENA 50/160	1540	500	468	713	2433	600	£393	13
SIENA 60/70	700	600	568	420	1433	300	£231	8
SIENA 60/120	1190	600	568	641	2187	600	£349	11
SIENA 60/160	1540	600	568	754	2572	600	£429	14

MODEL	ELECTRIC AND DUAL FUEL OPTIONS (ADD COST TO PRICE OF TOWEL RAIL)	WH (ex VAT)	CP (ex VAT)
DF-E	Dual fuel supplied with Essential Element & T-Piece	£64	£64
DF-T	Dual fuel supplied with Thermostatic Element & T-Piece (MEG)	£120	£120
EO-E	Electric only towel rail, pre-filled with Essential Element	£110	£110
EO-T	Electric only towel rail, pre-filled with Thermostatic Element (MEG)	£204	£204

All prices in **White** next working day

Available Finishes



POLISHED STAINLESS
Lead Time: Next working day



SIENA 50/120 (POLISHED)



STAINLESS
STEEL



ALL STOCKED ITEMS
NEXT WORKING DAY



25 YEAR
GUARANTEE



OPTIONS CENTRAL HEATING/
ELECTRIC/DUAL FUEL

ZANTE (CURVED)



* See pages 54-58 for Accessories

TECHNICAL INFO
Wall to front face = **88-100mm**
Wall to pipe centres = **72-94mm**
Standard connections **1/2"**
The brackets are designed to be installed using the smallest measurement - however, the adjustment is available, where required, for fitting purposes.

MODEL	HEIGHT (mm)	WIDTH (mm)	PIPE CENTRES (mm)	WATTS Δt 50°C	BTUs Δt 50°C	ELEMENT WATTAGE REQUIRED	POLISHED STAINLESS (ex VAT)	WEIGHT (Kgs)
-------	-------------	------------	-------------------	---------------	--------------	--------------------------	-----------------------------	--------------

ZANTE - CENTRAL HEATING

ZANTE 50/70	700	500	468	389	1328	300	£212	7
ZANTE 50/120	1190	500	468	536	1827	600	£316	10
ZANTE 50/160	1540	500	468	713	2433	600	£389	13
ZANTE 60/70	700	600	568	420	1433	300	£227	8
ZANTE 60/120	1190	600	568	641	2187	600	£345	11
ZANTE 60/160	1540	600	568	754	2572	600	£426	14

MODEL	ELECTRIC AND DUAL FUEL OPTIONS (ADD COST TO PRICE OF TOWEL RAIL)	WH (ex VAT)	CP (ex VAT)
DF-E	Dual fuel supplied with Essential Element & T-Piece	£64	£64
DF-T	Dual fuel supplied with Thermostatic Element & T-Piece (MEG)	£120	£120
EO-E	Electric only towel rail, pre-filled with Essential Element	£110	£110
EO-T	Electric only towel rail, pre-filled with Thermostatic Element (MEG)	£204	£204

All prices in **White** next working day

Available Finishes



POLISHED STAINLESS
Lead Time: Next working day



ZANTE 50/160 (POLISHED)



STAINLESS
STEEL



ALL STOCKED ITEMS
NEXT WORKING DAY



25 YEAR
GUARANTEE



OPTIONS CENTRAL HEATING/
ELECTRIC/DUAL FUEL

HUNGERFORD



* See pages 54-58 for Accessories

TECHNICAL INFORMATION

Wall to front face = 135mm

Wall to pipe centres = 50mm

Standard connections 1/2"

Tube diameter = 31.8mm


MODEL	HEIGHT (mm)	WIDTH (mm)	WATTS Δt 50°C	BTUs Δt 50°C	ELEMENT WATTAGE REQUIRED	CHROME (ex VAT)	WEIGHT (Kgs)
HUNGERFORD - CENTRAL HEATING							
HUNGERFORD	685	685	137	467	150	£258	15

All prices in **White** next working day



HUNGERFORD (CHROME)

NEWBURY



* See pages 54-58 for Accessories

TECHNICAL INFO

Wall to front face = 230mm

Wall to pipe centres = 90mm

Distance between tapings = width - 145mm

Standard connections 1/2"

Tube diameter = 31.8mm

MODEL	HEIGHT (mm)	WIDTH (mm)	WATTS Δt 50°C	BTUs Δt 50°C	ELEMENT WATTAGE REQUIRED	CHROME (ex VAT)	WEIGHT (Kgs)	COLUMN INSERT (NUMBER OF SECTIONS)
NEWBURY - CENTRAL HEATING								
NEWBURY-1	965	540	431	1471	300	£376	15	5
NEWBURY-2	965	673	610	2081	600	£448	20	8
NEWBURY-3	965	765	718	2450	600	£514	25	10

All prices in **White** next working day | Column radiator inserts are White 9016



NEWBURY-2 (CHROME/WHITE)

MODEL	ELECTRIC AND DUAL FUEL OPTIONS (ADD COST TO PRICE OF TOWEL RAIL)	WH (ex VAT)	CP (ex VAT)
DF-E	Dual fuel supplied with Essential Element & T-Piece	£64	£64
DF-T	Dual fuel supplied with Thermostatic Element & T-Piece (MEG)	£120	£120
EO-E	Electric only towel rail, pre-filled with Essential Element	£110	£110
EO-T	Electric only towel rail, pre-filled with Thermostatic Element (MEG)	£204	£204

Available Finishes



CHROME
Lead Time: Next working day



MILD STEEL



ALL STOCKED ITEMS
NEXT WORKING DAY



5 YEAR
GUARANTEE



OPTIONS CENTRAL HEATING/
ELECTRIC/DUAL FUEL

ACCESSORIES

THERMOSTATIC RADIATOR VALVES

ESSENTIAL STRAIGHT TRV



WHITE/CHROME £40



CHROME £42



BRUSHED NICKEL £57



BLACK NICKEL £59

ESSENTIAL ANGLED TRV



WHITE/CHROME £40



CHROME £42



BRUSHED NICKEL £57



BLACK NICKEL £59

ESSENTIAL CORNER TRV



WHITE/CHROME £42



CHROME £47



BRUSHED NICKEL £62



BLACK NICKEL £64

ENZO ANGLED TRV



CHROME £128



BRUSHED NICKEL £128



BLACK NICKEL £128

ENZO CORNER TRV



CHROME £134



BRUSHED NICKEL £134



BLACK NICKEL £134

Please note: minimum order value for accessories is £220.
A carriage charge will apply for any orders under this amount.

MANUAL RADIATOR VALVES

ESSENTIAL STRAIGHT MANUAL



WHITE £36



CHROME £30



BRUSHED NICKEL £47



BLACK NICKEL £47



ANTHRACITE TEXTURE
£47

ESSENTIAL ANGLED MANUAL



WHITE £36



CHROME £30



BRUSHED NICKEL £47



BLACK NICKEL £47

ESSENTIAL CORNER MANUAL



ANTHRACITE TEXTURE
£47



JET BLACK £47



CHROME £36

ESSENTIAL SQUARE STRAIGHT MANUAL



CHROME £61



BRUSHED NICKEL £76



CHROME £61



BRUSHED NICKEL £76

ESSENTIAL SQUARE ANGLED MANUAL

ENZO ANGLED MANUAL



CHROME £105



BRUSHED NICKEL £105



BLACK NICKEL £105

Please note: minimum order value for accessories is £220.
A carriage charge will apply for any orders under this amount.

MANUAL RADIATOR VALVES

ENZO CORNER MANUAL



CHROME £116



BRUSHED NICKEL £116



BLACK NICKEL £116

CROSS HEAD ANGLED MANUAL



CHROME £64

ESSENTIAL DUAL FUEL MANUAL



CHROME £36

HEATING ELEMENTS DUAL FUEL (IPX4 RATED)

All elements come with a 2 year guarantee

ESSENTIAL HEATING ELEMENTS

100W / 150W / 300W / 400W / 600W / 900W



WHITE £64



CHROME £64

MEG THERMOSTATIC ELEMENTS

300W / 600W / 1000W



WHITE £123



CHROME £123

SLEEVING KITS

130MM SLEEVING KITS



WHITE £28



CHROME £28



BRUSHED NICKEL £33



BLACK NICKEL £33



ANTHRACITE TEXTURE
£28

300MM SLEEVING KITS



WHITE £39



CHROME £39



BRUSHED NICKEL £46



BLACK NICKEL £46

TOWEL HANGING OPTIONS

CASSIUS TB 200MM / 340MM / 480MM



WHITE/CHROME/ANTHRACITE £57

COVE TB 295MM / 413MM



WHITE/CHROME £59

METRO/ORION TB 400MM / 500MM / 600MM



WHITE/CHROME £59

ARDENT TB - 9 SECTIONS AND ABOVE



WHITE/CHROME £123

GRIP PEG



WHITE/CHROME £24

GRIP PEG & VIP HOOK
AVAILABLE FOR:
ALL COVE MODELS /
ORION / METRO

VIP HOOK



WHITE/CHROME £33

MAGNETIC PEG



WHITE/CHROME £26

MAGNETIC PEG
AVAILABLE FOR: ALL
STRATA & RYKER
MODELS

Please note: minimum order value for accessories is £220.
A carriage charge will apply for any orders under this amount.

WALL STAYS

STANDARD WALL STAY Length 250mm



CHROME £15

LUXURY WALL STAY Length 265mm



CHROME £39



BRUSHED NICKEL £39



BLACK NICKEL £39

FEET OPTIONS

ARDENT SLIP-ON FEET



ANY COLOUR / 2, 3 OR 4 COLUMN
6-20 SECTIONS (2 FEET) £64
21-40 SECTIONS (3 FEET) £96

ARDENT CAST FEET



ANY COLOUR
6-20 SECTIONS (2 FEET) £64
21-40 SECTIONS (3 FEET) £96
(NOT AVAILABLE IN BARE METAL LACQUER)

CASSIUS FEET



ANY COLOUR
(PAIR) £36

ADDITIONAL EXTRAS

TEE PIECE



CHROME £13

RADIATOR VALVE EXTENSION - RIGID

15MM / 20MM / 30MM / 40MM / 50MM



CHROME £13

RADIATOR VALVE EXTENSION - TELESCOPIC

20-50MM & 20-70MM




CHROME £20

RAL COLOURS

All colours shown are a gloss finish. If the RAL colour you require is not included in this colour chart or you require a matt finish, please contact our sales office for availability.

Please note: lead times for non-stocked items may be extended during our busiest periods.



1013 OYSTER WHITE



1023 TRAFFIC YELLOW



2003 PASTEL ORANGE



2004 PURE ORANGE



3000 FLAME RED



3015 LIGHT PINK



3020 TRAFFIC RED



4001 RED LILAC



4009 PASTEL VIOLET



4010 TELEMAGENTA



5002 ULTRAMARINE BLUE



5009 AZURE BLUE



5010 GENTIAN BLUE



5021 WATER BLUE



6002 LEAF GREEN



6029 MINT GREEN



7012 BASALT GREY



7015 SLATE GREY



7016 ANTHRACITE GREY




7035 LIGHT GREY




7040 WINDOW GREY



8017 CHOCOLATE BROWN



9001 CREAM



9002 GREY WHITE



9005 JET BLACK



9006 WHITE ALUMINIUM



9007 GREY ALUMINIUM



9010 PURE WHITE

STANDARD COLOURS




9016 TRAFFIC WHITE



7016 ANTHRACITE TEXTURE

Please note: for technical reasons paint colours may not match exactly to the samples above and should be used for illustrative purposes only.



WWW.DQHEATING.COM

Double Quick (Heating) Ltd

Units 3 & 4 St Helens House, St Helens Way,
Thetford, Norfolk, IP24 1HG

T: 01842 810833

F: 01842 814751

E: sales@dqheating.com